

**DOMINAR**  
400



**THE WORLD'S  
FAVOURITE  
INDIAN**

**DOMINAR**  
400

Bajaj Auto Limited  
Akurdi Pune 411 035 India  
Tel +91 20 27472851  
Fax +91 20 27407385  
www.bajajauto.com  
CIN L65993PN2007PLC130076

# Spare Parts Catalogue



## Notice

---



All information contained in this manual is based on the latest product information at the time of publication. Bajaj Auto Limited accepts no liability for any inaccuracies or omissions in this publication, although every possible care has been taken to make it as complete and accurate as possible. All procedures and specifications subject to change without prior notice. The right is reserved to make such changes at any time without prior notice and without incurring an obligation to make such changes to product manufactured previously. Contact your authorized Bajaj Dealer for the latest information on product improvements incorporated after this manual was issued.

**DOC. NO.: 71112643**

**REV. 16 APR. 19**

Copy rights : All rights reserved. No part of this publicatin may be reproduced, stored in a retrival system, Or transmitted in any form or by any means, electronic mechanical photocopying, recording or otherwise, without the prior written permission of Bajaj Auto LTD.

---

## Foreword



We have pleasure in presenting the Spare Parts Catalogue for 'Dominar 400' Motorcycle. This catalogue has been specially designed to assist you in selecting the correct parts for procurement to maintain 100% availability.

The Bajaj spares are subjected to the stringent quality control standards to ensure longer life of the vehicle. It is therefore necessary that only the Genuine Bajaj Spares are used.

In a continual effort to improve Performance and Efficiency of the vehicles, Specifications, Diagrams, Illustrations and Part Numbers can change without notice. Consequently, the description in this Spare Parts Catalogue cannot therefore be final and binding on us.

The modifications / alterations which are carried out after the issue of this catalogue, will be conveyed to you through our Service Circulars. You are requested to make necessary corrections in the Parts Catalogue as per the circulars so as to keep your catalogue up-to-date. This will ensure the appropriate and speedy delivery of the Spare Parts as the order placed will bear the latest part numbers.

In case, if you need any technical assistance contact the concerned Regional Office or write to us on the following address :

**Bajaj Auto Limited**  
**Service Department**  
Akurdi, Pune 411 035 India

## Instructions



- 1. How to Read the Catalogue :** Open the catalogue and from the pictorial index locate the group in which the part you want to find is present. Turn over to the concerned page number (as given by pictorial index). Now find out the figure of the part you wish to order. Write down the part number against that particular figure number from the text.

In case, if you have the part number and you need the other details, the part index can be used. The part index (at the end of the catalogue) will give you the figure and page number of the part you wish to order.

- 2. How to Order Spare Parts :** The part number and the description of the part required should be invariably mentioned in the order as per the catalogue text.

The latest part number as conveyed through our service circulars should only appear on the order. In case of ordering painted components, colour shade of the components should be mentioned.

The quantity shown against the part number is the quantity per vehicle for that group so that particular quantity should be multiplied by the number of sets required.

- 3. Part Number System :** We have used 8 digit system for part numbers. The model or hardware item is indicated by first two digits or alphanumeric, the next two or four digits indicate main group and the last four or two digits indicate serial number in main group or serial number or subgroup of fastener respectively. Thus the part numbers will be indicated by 2-2-4 or 2-4-2 digit system. Understanding this system will enable you to identify the spare parts easily.

- 4. Abbreviations :** The following abbreviations are used in this catalogue.

|        |                 |       |             |
|--------|-----------------|-------|-------------|
| Assly  | Assembly        | V     | Volts       |
| N.I.   | Not illustrated | W     | Watts       |
| C'case | Crankcase       | Accl. | Accelerator |
| Cyl    | Cylinder        | Comp. | Complete    |
| O/s    | Over size       | Fr.   | Front       |
| Rr.    | Rear            | Std.  | Standard    |
| L      | Length          | A/t.  | Alternate   |
| R.H.   | Right hand      | L.H.  | Left hand   |
| Hex.   | Hexagonal       | AR    | As required |







## Index



| Plate No. | Description                                      | Page No. |
|-----------|--|----------|
| 1         | Cover Cylinder Head                              | 2        |
| 2         | Cylinder Head                                    | 4        |
| 3         | Cylinder Head & Cover - Dominar 400 Upgrade (UG) | 6        |
| 4         | Valve  | 8 - 12   |
| 5         | Rocker arm & Camshaft - Dominar 400 Upgrade (UG) | 14       |
| 6         | Camshaft & Tensioner                             | 16       |
| 7         | Cylinder & Piston                                | 18       |
| 8         | Crankshaft Assembly                              | 20       |
| 9         | Transmission                                     | 22       |
| 10        | Change Drum / Shift Fork                         | 24       |
| 11        | Gear Change Mechanism                            | 26       |
| 12        | Engine Assembly / Crankcase RH                   | 28       |
| 13        | Crankcase LH                                     | 30 - 32  |
| 14        | Balancer Idler Gear & Water Pump                 | 34       |
| 15        | Oil Pump & Evacuation Pump                       | 36       |
| 16        | Cooling System                                   | 38 - 40  |
| 17        | Cover Clutch                                     | 42       |
| 18        | Cover Magneto                                    | 44       |
| 19        | Clutch Assembly                                  | 46       |
| 20        | Throttle Body & Sensors                          | 48       |
| 21        | Air Cleaner Assembly                             | 50       |
| 22        | Silencer Assembly & Belly Pan                    | 52       |
| 23        | Silencer Assembly - Dominar 400 Upgrade (UG)     | 54       |
| 24        | Starter Assembly                                 | 56       |
| 25        | Magneto, Regulator & ECU                         | 58       |
| 26        | H.T. Coils                                       | 60       |
| 27        | Seat Assembly & Seat Lock                        | 62       |
| 28        | Engine Mountings                                 | 64       |
| 29        | Frame & Frame Fittings                           | 66       |
| 30        | Swing Arm & Rear Shock Absorber                  | 68       |
| 31        | Pillion Foot Rest                                | 70 - 72  |
| 32        | Front Fender                                     | 74       |
| 33        | Side Stand Assembly                              | 76       |

## Index



| Plate No. | Description  | Page No.  |
|-----------|--|-----------|
| 34        | Tubeless Tyre & Rim  | 78        |
| 35        | Front Hub  | 80        |
| 36        | Master Cylinder - Front Disc Brake                           | 82        |
| 37        | Caliper Assembly - Front Disc Brake                          | 84        |
| 38        | Anti Brake Lock System                                       | 86        |
| 39        | Rear Disc Brake Assembly                                     | 88        |
| 40        | Rear Hub   | 90        |
| 41        | Rear Brake Pedal   | 92        |
| 42        | Handle Bar Assembly  | 94 - 96   |
| 43        | Front Fork   | 98 - 100  |
| 44        | Front Fork - Dominar 400 Upgrade (UG)                        | 102 - 104 |
| 45        | Petrol Tank, Cap Tank & Gauge Fuel                           | 106       |
| 46        | EVAP Mechanism   | 108       |
| 47        | Fitting - Petrol Tank Cover                                  | 110       |
| 48        | Fitting - Side Covers, Seat Cowls & Under Tray Front         | 112       |
| 49        | Speedometer Assembly   | 114       |
| 50        | Control Cables & Chain Case                                  | 116       |
| 51        | Head Lamp Assembly & Front Number Plate                      | 118       |
| 52        | Indicator Light Assembly                                     | 120       |
| 53        | Tail Lamp Assembly & Rear Number Plate                       | 122       |
| 54        | Electrical Equipments  | 124 - 126 |
| 55        | Tool Kit   | 128       |
| 56        | Accessories - Mirror, Leg Guards, Grab Handles & Saree Guard | 130       |
| 57        | Painted Parts & Decals                                       | 132 - 134 |
| 58        | Painted Parts & Decals - Dec. 2017                           | 136 - 138 |
| 59        | Painted Parts & Decals - For UG Model                        | 140 - 142 |
| 60        | Consumable Parts   | 144 - 146 |
|           | Kit List   | 147 - 152 |
|           | Amended Sheet (Parts Added)                                  | 153       |
|           | Amended Sheet (Parts Deleted)                                | 154       |
|           | Part Index   | 155 - 172 |

# Pictorial Index



PLATE NO. : 1  
COVER CYLINDER HEAD

PAGE NO.  
1

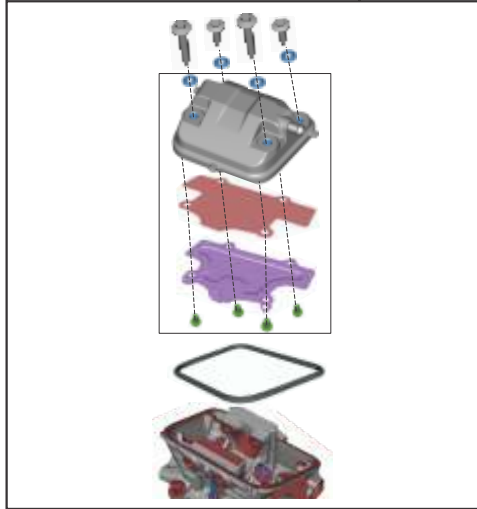


PLATE NO. : 2  
CYLINDER HEAD

PAGE NO.  
3

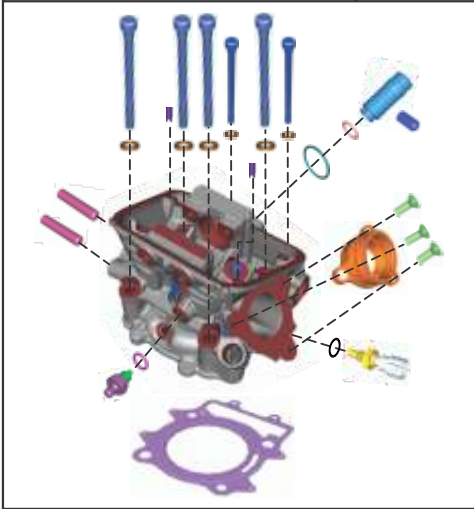


PLATE NO. : 3  
CYLINDER HEAD & COVER -  
DOMINAR 400 UPGRADE (UG)

PAGE NO.  
5

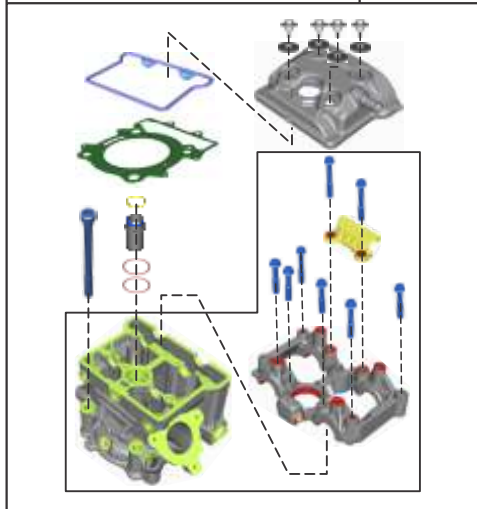
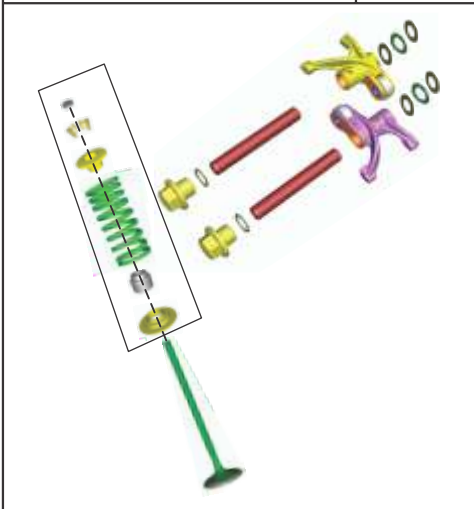


PLATE NO. : 4  
VALVE

PAGE NO.  
7 - 11



# Pictorial Index



PLATE NO. : 4  
ROCKER ARM & CAMSHAFT -  
DOMINAR 400 UPGRADE (UG)

PAGE NO.  
13

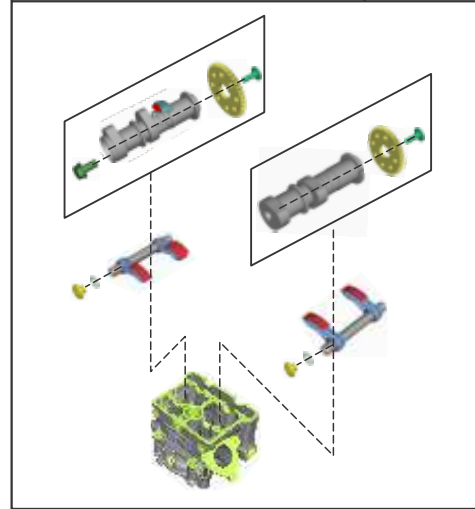


PLATE NO. : 6  
CAMSHAFT & TENSIONER

PAGE NO.  
15




PLATE NO. : 7  
CYLINDER & PISTON

PAGE NO.  
17

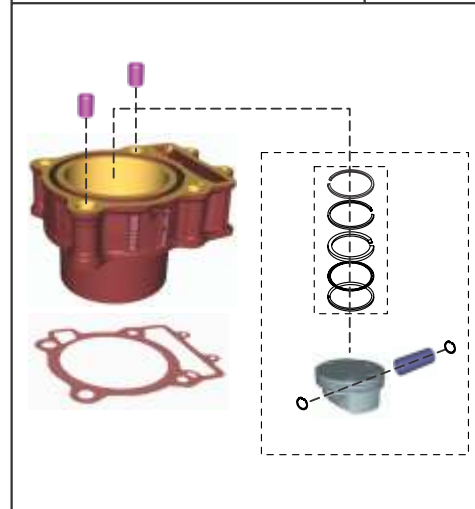
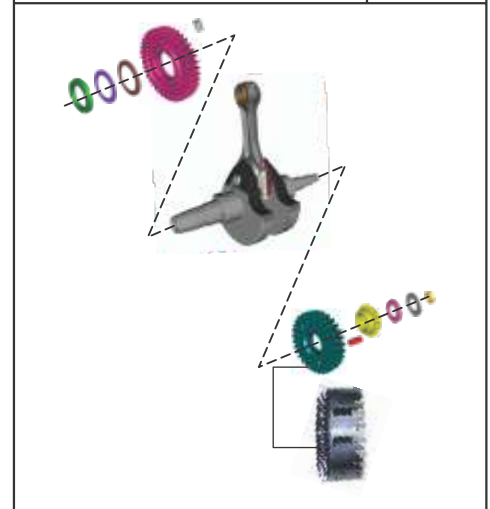


PLATE NO. : 8  
CRANKSHAFT ASSEMBLY

PAGE NO.  
19



# Pictorial Index



PLATE NO. : 9  
TRANSMISSION

PAGE NO.  
21

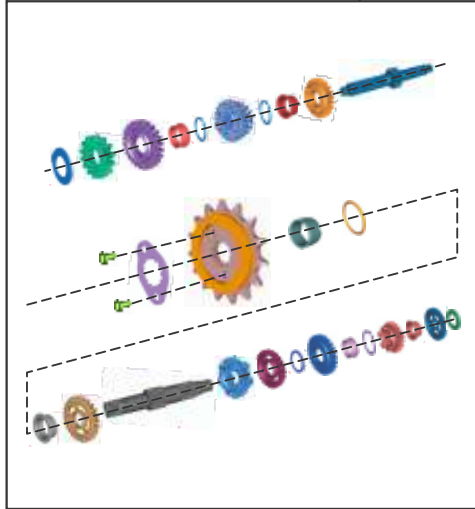


PLATE NO. : 10  
CHANGE DRUM / SHIFT FORK

PAGE NO.  
23

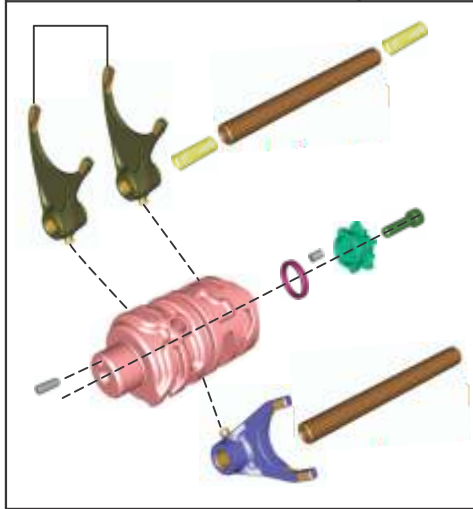


PLATE NO. : 11  
GEAR CHANGE MECHANISM

PAGE NO.  
25

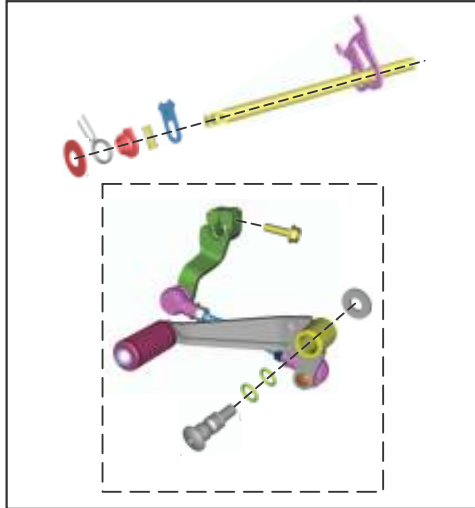
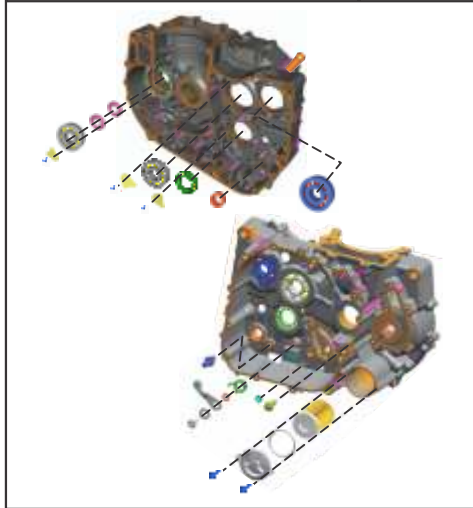


PLATE NO. : 12  
ENGINE ASSEMBLY / CRANKCASE RH

PAGE NO.  
27



# Pictorial Index



PLATE NO. : 13  
CRANKCASE LH

PAGE NO.  
29 - 31

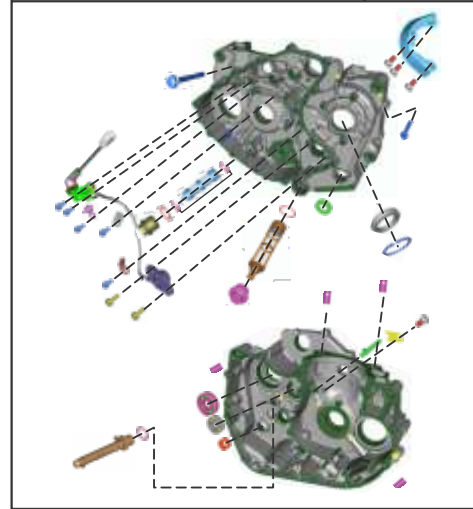


PLATE NO. : 14  
BALANCER IDLER GEAR & WATER PUMP

PAGE NO.  
33

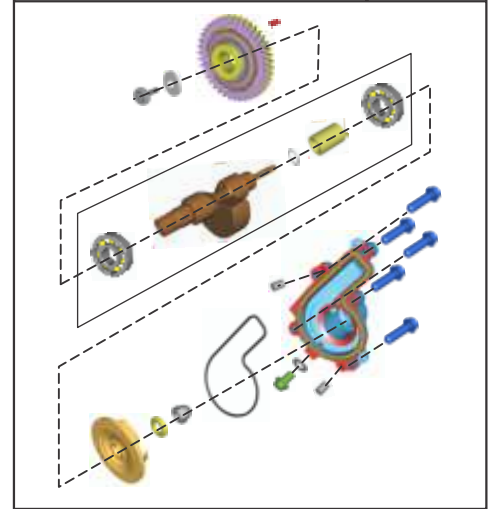


PLATE NO. : 15  
OIL PUMP & EVACUATION PUMP

PAGE NO.  
35

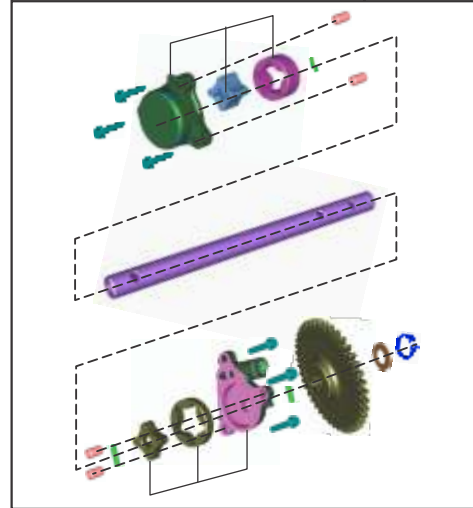
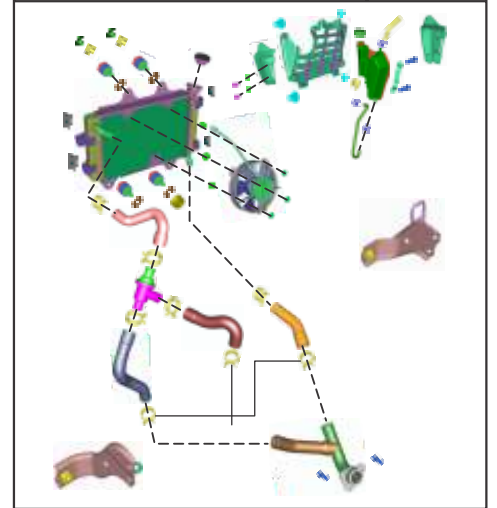


PLATE NO. : 16  
COOLING SYSTEM

PAGE NO.  
37 - 39



# Pictorial Index



|                                |                |
|--------------------------------|----------------|
| PLATE NO. : 17<br>COVER CLUTCH | PAGE NO.<br>41 |
|--------------------------------|----------------|

|                                 |                |
|---------------------------------|----------------|
| PLATE NO. : 18<br>COVER MAGNETO | PAGE NO.<br>43 |
|---------------------------------|----------------|

|                                   |                |
|-----------------------------------|----------------|
| PLATE NO. : 19<br>CLUTCH ASSEMBLY | PAGE NO.<br>45 |
|-----------------------------------|----------------|

|   |                |
|---|----------------|
| PLATE NO. : 20<br>THROTTLE BODY & SENSORS | PAGE NO.<br>47 |
|---|----------------|

# Pictorial Index



|  |                |
|--|----------------|
| PLATE NO. : 21<br>AIR CLEANER ASSEMBLY | PAGE NO.<br>49 |
|--|----------------|

|   |                |
|---|----------------|
| PLATE NO. : 22<br>SILENCER ASSEMBLY & BELLY PAN | PAGE NO.<br>51 |
|---|----------------|

|   |                |
|---|----------------|
| PLATE NO. : 23<br>SILENCER ASSEMBLY -<br>DOMINAR 400 UPGRADE (UG) | PAGE NO.<br>53 |
|---|----------------|

|                                    |                |
|------------------------------------|----------------|
| PLATE NO. : 24<br>STARTER ASSEMBLY | PAGE NO.<br>55 |
|------------------------------------|----------------|



# Pictorial Index



|  |                |
|--|----------------|
| PLATE NO. : 25<br>MAGNETO, REGULATOR & ECU | PAGE NO.<br>57 |
|--|----------------|

|                              |                |
|------------------------------|----------------|
| PLATE NO. : 26<br>H.T. COILS | PAGE NO.<br>59 |
|------------------------------|----------------|

|   |                |
|---|----------------|
| PLATE NO. : 27<br>SEAT ASSEMBLY & SEAT LOCK | PAGE NO.<br>61 |
|---|----------------|

|                                    |                |
|------------------------------------|----------------|
| PLATE NO. : 28<br>ENGINE MOUNTINGS | PAGE NO.<br>63 |
|------------------------------------|----------------|

# Pictorial Index



|  |                |
|--|----------------|
| PLATE NO. : 29<br>FRAME & FRAME FITTINGS | PAGE NO.<br>65 |
|--|----------------|

|   |                |
|---|----------------|
| PLATE NO. : 30<br>SWING ARM & REAR SHOCK ABSORBER | PAGE NO.<br>67 |
|---|----------------|

|                                     |                     |
|-------------------------------------|---------------------|
| PLATE NO. : 31<br>PILLION FOOT REST | PAGE NO.<br>69 - 71 |
|-------------------------------------|---------------------|

|                                |                |
|--------------------------------|----------------|
| PLATE NO. : 32<br>FRONT FENDER | PAGE NO.<br>73 |
|--------------------------------|----------------|

# Pictorial Index



PLATE NO. : 33  
SIDE STAND ASSEMBLY

PAGE NO.  
75

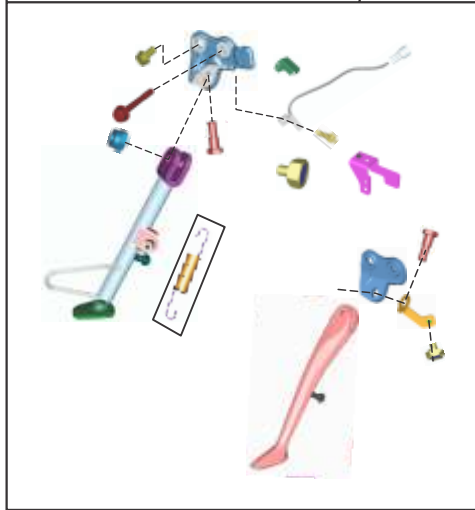


PLATE NO. : 34  
TUBELESS TYRE & RIM

PAGE NO.  
77

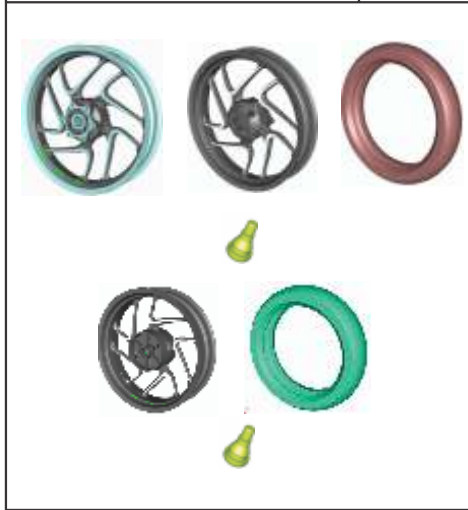


PLATE NO. : 35  
FRONT HUB

PAGE NO.  
79

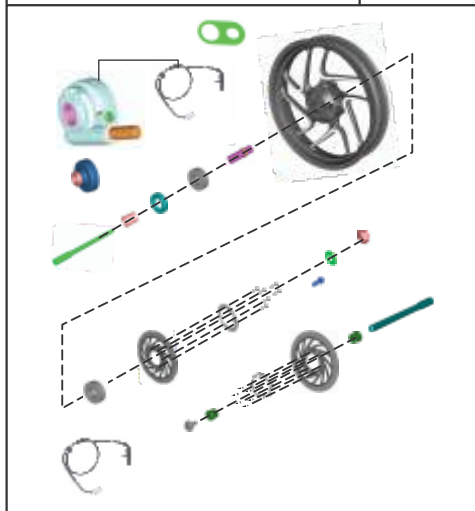
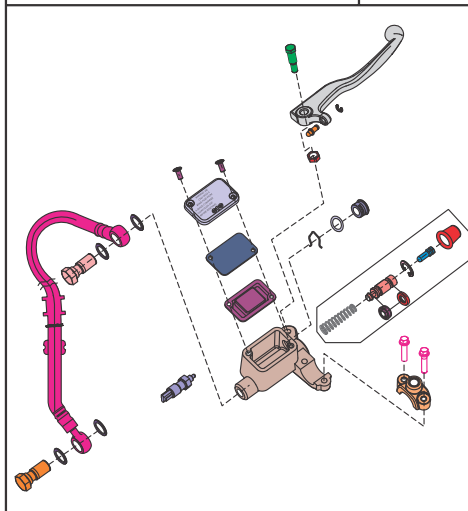


PLATE NO. : 36  
MASTER CYLINDER -  
FRONT DISC BRAKE

PAGE NO.  
81



# Pictorial Index



PLATE NO. : 37  
CALIPER ASSEMBLY -  
FRONT DISC BRAKE

PAGE NO.  
83

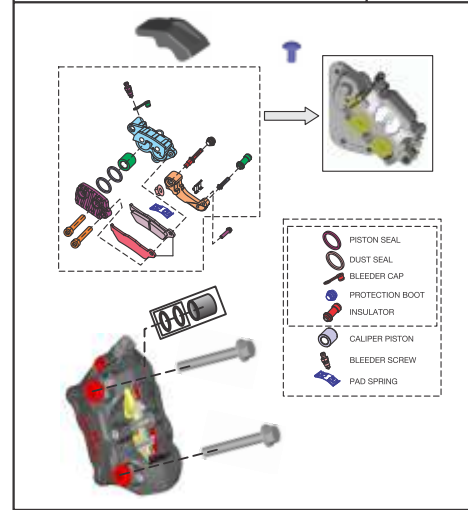


PLATE NO. : 38  
ANTI BRAKE LOCK - SYSTEM

PAGE NO.  
85

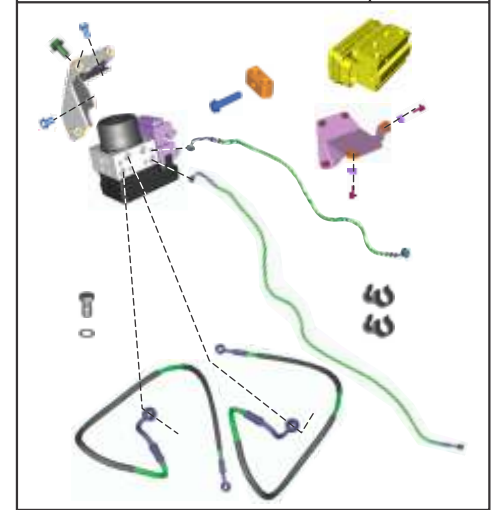


PLATE NO. : 39  
REAR DISC BRAKE ASSEMBLY

PAGE NO.  
87

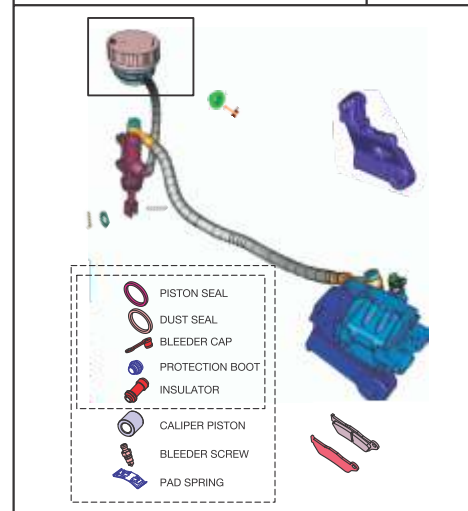
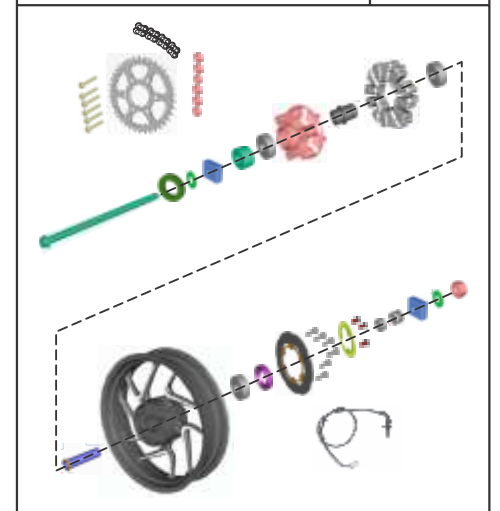


PLATE NO. : 40  
REAR HUB

PAGE NO.  
89





# Pictorial Index



|                                    |                |
|------------------------------------|----------------|
| PLATE NO. : 41<br>REAR BRAKE PEDAL | PAGE NO.<br>91 |
|                                    |                |

|                                       |                     |
|---------------------------------------|---------------------|
| PLATE NO. : 42<br>HANDLE BAR ASSEMBLY | PAGE NO.<br>93 - 95 |
|                                       |                     |

|                              |                     |
|------------------------------|---------------------|
| PLATE NO. : 43<br>FRONT FORK | PAGE NO.<br>97 - 99 |
|                              |                     |

|  |                       |
|--|-----------------------|
| PLATE NO. : 44<br>FRONT FORK -<br>DOMINAR 400 UPGRADE (UG) | PAGE NO.<br>101 - 103 |
|  |                       |

# Pictorial Index



|   |                 |
|---|-----------------|
| PLATE NO. : 45<br>PETROL TANK, CAP TANK &<br>GAUGE FUEL | PAGE NO.<br>105 |
|   |                 |

|                                  |                 |
|----------------------------------|-----------------|
| PLATE NO. : 46<br>EVAP MECHANISM | PAGE NO.<br>107 |
|                                  |                 |

|   |                 |
|---|-----------------|
| PLATE NO. : 47<br>FITTING - PETROL TANK COVER | PAGE NO.<br>109 |
|   |                 |

|   |                 |
|---|-----------------|
| PLATE NO. : 48<br>FITTING - SIDE COVERS, SEAT COWLS &<br>UNDER TRAY FRONT | PAGE NO.<br>111 |
|   |                 |

# Pictorial Index



|  |                 |
|--|-----------------|
| PLATE NO. : 49<br>SPEEDOMETER ASSEMBLY | PAGE NO.<br>113 |
|--|-----------------|

|   |                 |
|---|-----------------|
| PLATE NO. : 50<br>CONTROL CABLES & CHAIN CASE | PAGE NO.<br>115 |
|---|-----------------|

|   |                 |
|---|-----------------|
| PLATE NO. : 51<br>HEAD LAMP ASSEMBLY & FRONT NUMBER PLATE | PAGE NO.<br>117 |
|---|-----------------|

|  |                 |
|--|-----------------|
| PLATE NO. : 52<br>INDICATOR LIGHT ASSEMBLY | PAGE NO.<br>119 |
|--|-----------------|

# Pictorial Index



|  |                 |
|--|-----------------|
| PLATE NO. : 53<br>TAIL LAMP ASSEMBLY & REAR NUMBER PLATE | PAGE NO.<br>121 |
|--|-----------------|

|   |                       |
|---|-----------------------|
| PLATE NO. : 54<br>ELECTRICAL EQUIPMENTS | PAGE NO.<br>123 - 125 |
|---|-----------------------|

|                            |                 |
|----------------------------|-----------------|
| PLATE NO. : 55<br>TOOL KIT | PAGE NO.<br>127 |
|----------------------------|-----------------|

|          |                      |
|----------|----------------------|
| JG231006 | Screw Driver         |
| JG231014 | Tool Wrench 22 A/F   |
| JG231003 | Spark Plug Spanner   |
| JG231008 | Tool Bar             |
| JG231009 | Spanner Flat 13 x 14 |
| JG231010 | Spanner Flat 08 x 10 |
| JG231011 | Key Allen - 5 MM     |
| JG231012 | Key Allen - 6 MM     |
| JG231013 | Key Allen -10 MM     |

|  |                 |
|--|-----------------|
| PLATE NO. : 56<br>ACCESSORIES - MIRROR, LEG GUARDS, GRAB HANDLES & SAREE GUARD | PAGE NO.<br>129 |
|--|-----------------|

# Pictorial Index



PLATE NO. : 57  
PAINTED PARTS & DECALS

PAGE NO.  
131 - 133




PLATE NO. : 58  
PAINTED PARTS & DECALS - DEC. 2017

PAGE NO.  
135 - 137



PLATE NO. : 59  
PAINTED PARTS & DECALS -  
FOR UG MODEL

PAGE NO.  
139 - 141



PLATE NO. : 60  
CONSUMABLE PARTS

PAGE NO.  
143





# Pictorial Index

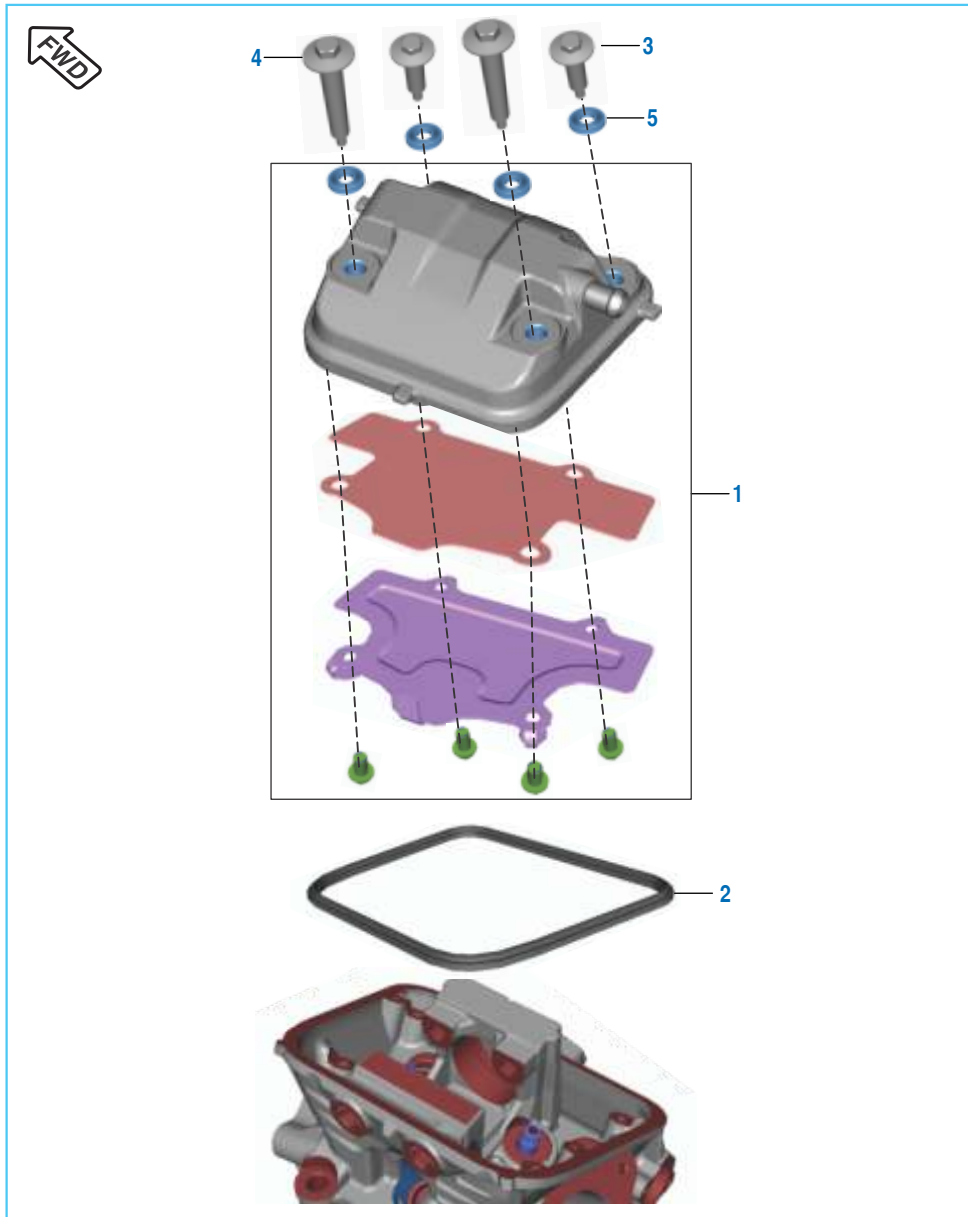


PLATE NO. : 60  
CONSUMABLE PARTS

PAGE NO.  
145

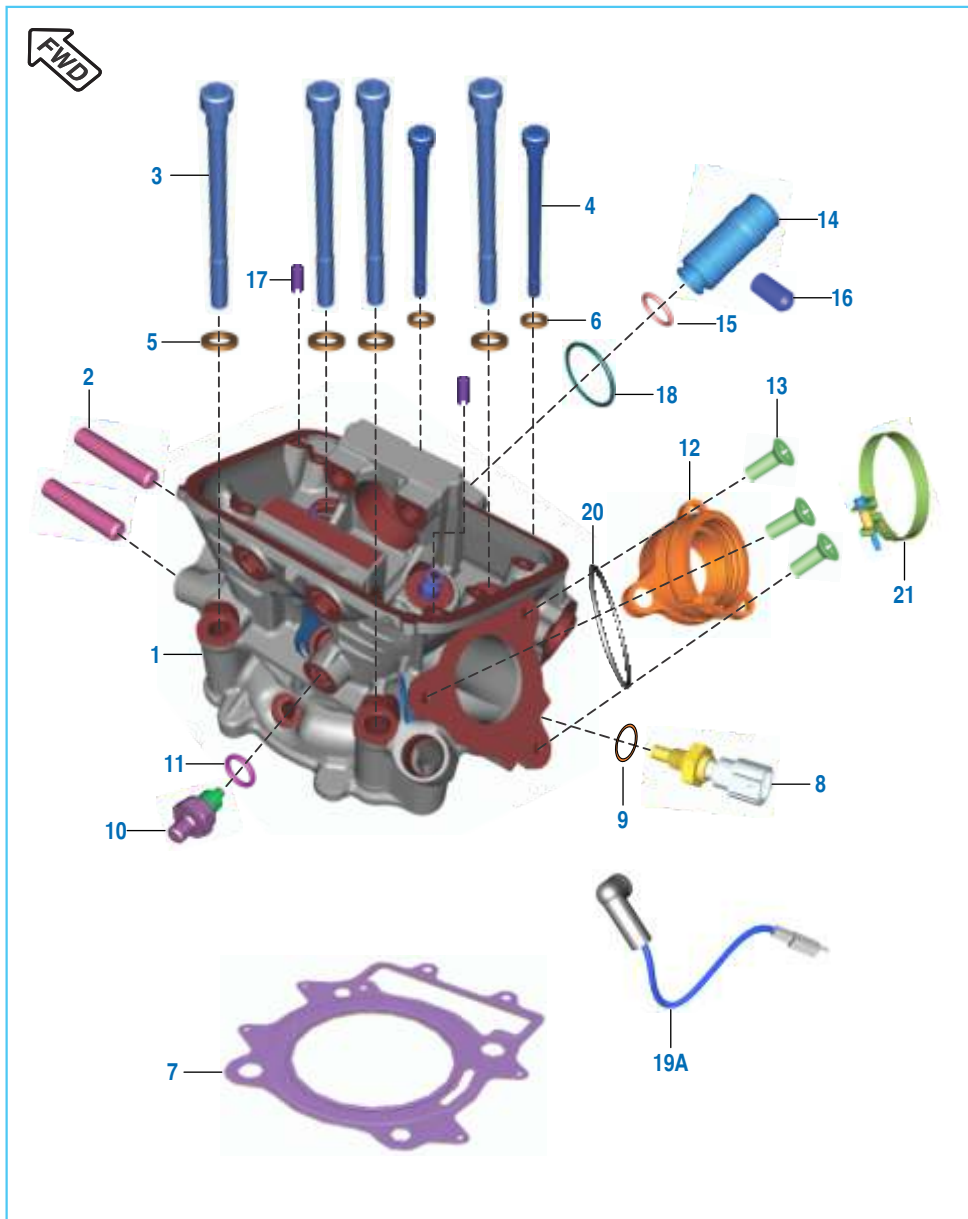


Cover Cylinder Head



| No. | Part No.   | Description                 | Qty. |         | Remarks |
|-----|------------|-----------------------------|------|---------|---------|
|     |            |                             | ABS  | NON ABS |         |
| 1   | JF 5110 41 | Cover Cylinder Head Comp.   | 1    | 1       |         |
| 2   | JF 5110 46 | Head Cover Gasket (Rubber)  | 1    | 1       |         |
| 3   | LA D001 41 | Bolt Flanged (Small Length) | 2    | 2       |         |
| 4   | LA D001 42 | Bolt Flanged (Long Length)  | 2    | 2       |         |
| 5   | JG 5110 21 | Washer                      | 4    | 4       |         |

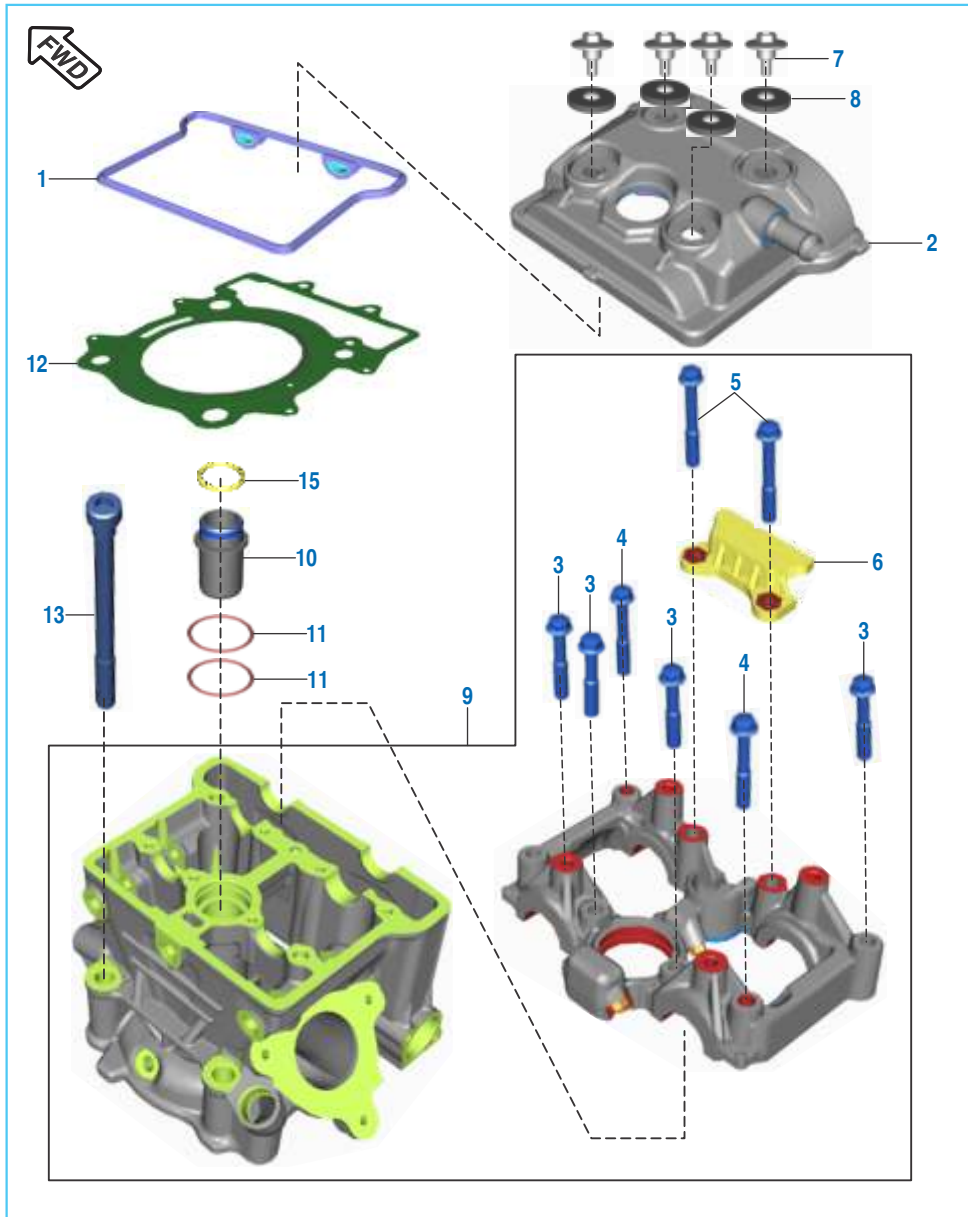
Cylinder Head



| No. | Part No.   | Description                 | Qty. |         | Remarks        |
|-----|------------|-----------------------------|------|---------|----------------|
|     |            |                             | ABS  | NON ABS |                |
| 1   | 36 JF00 50 | Kit Assembly Cylinder Head  | 1    | 1       | Refer Kit List |
| 2   | JG 5110 46 | Stud                        | 2    | 2       |                |
| 3   | LA C001 06 | Hex Flange Head Bolt M10    | 4    | 4       |                |
| 4   | LA C001 07 | Stud Bolt M6                | 2    | 2       |                |
| 5   | LD A000 14 | Washer                      | 4    | 4       |                |
| 6   | LD A000 15 | Washer                      | 2    | 2       |                |
| 7   | JF 5110 49 | Gasket Cylinder Head        | 1    | 1       |                |
| 8   | JG 3514 00 | Coolant Water Temp Sensor   | 1    | 1       |                |
| 9   | JG 5110 20 | 'O' Ring                    | 1    | 1       |                |
| 10  | DK 1012 25 | Oil Pressure Switch         | 1    | 1       |                |
| 11  | DK 1013 40 | 'O' Ring                    | 1    | 1       |                |
| 12  | DT 5814 01 | Pipe Intake                 | 1    | 1       |                |
| 13  | LB C000 03 | Screw                       | 3    | 3       |                |
| 14  | JF 5110 52 | Sleeve Spark Plug           | 1    | 1       |                |
| 15  | KJ AC18 24 | 'O' Ring                    | 1    | 1       |                |
| 16  | 39 2608 01 | Grub Screw                  | 1    | 1       |                |
| 17  | 39 1568 06 | Spring Dowel                | 2    | 2       |                |
| 18  | 39 1283 21 | 'O' Ring                    | 1    | 1       |                |
| 19  | JL 4022 19 | Pigtail Oil Pressure Switch | 1    | 1       |                |
| 19A | JP 4022 18 | Pigtail oil pressure switch | 1    | --      | For UG Model   |
| 20  | JY 5814 04 | O - ring intake pipe        | 1    | --      | For UG Model   |
| 21  | JY 5814 05 | Clamp intake pipe           | 2    | 2       |                |

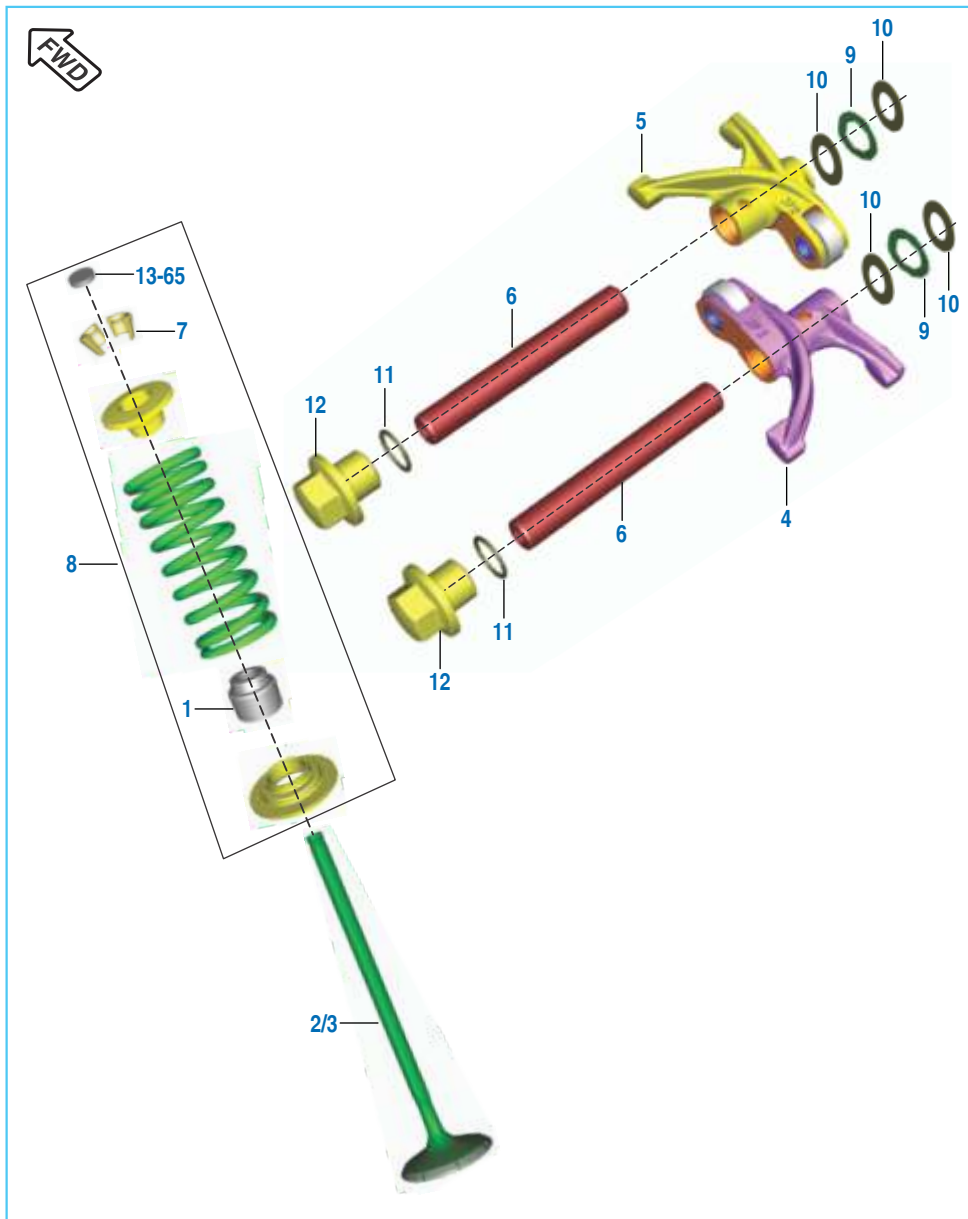


Cylinder Head & Cover - Dominar 400 Upgrade (UG)



| No. | Part No.   | Description                     | Qty. |         | Remarks |
|-----|------------|---------------------------------|------|---------|---------|
|     |            |                                 | ABS  | NON ABS |         |
| 1   | JY 5111 28 | Gasket Rubber - Head Cover      | 1    | --      |         |
| 2   | DT 5110 27 | Cylinder head cover assembly    | 1    | --      |         |
| 3   | KA ED06 35 | Bolt flanged small              | 4    | --      |         |
| 4   | KA EQ06 40 | Bolt flange small - M6          | 2    | --      |         |
| 5   | KA EG06 45 | Bolt flanged small              | 2    | --      |         |
| 6   | JY 5110 58 | Guide chain top                 | 1    | --      |         |
| 7   | JG 5110 22 | Bolt special                    | 4    | --      |         |
| 8   | JG 5110 21 | Washer                          | 4    | --      |         |
| 9   | DT 5110 32 | Head cylinder - holder camshaft | 1    | --      |         |
| 10  | JY 5110 68 | Sleeve spark plug               | 1    | --      |         |
| 11  | LJ A000 01 | 'O' Ring                        | 2    | --      |         |
| 12  | JY 5111 39 | Gasket head cylinder            | 1    | --      |         |
| 13  | LA C000 32 | Bolt socket head M10            | 4    | --      |         |
| 15  | JY 5110 74 | Gasket sleeve spark plug        | 1    | --      |         |

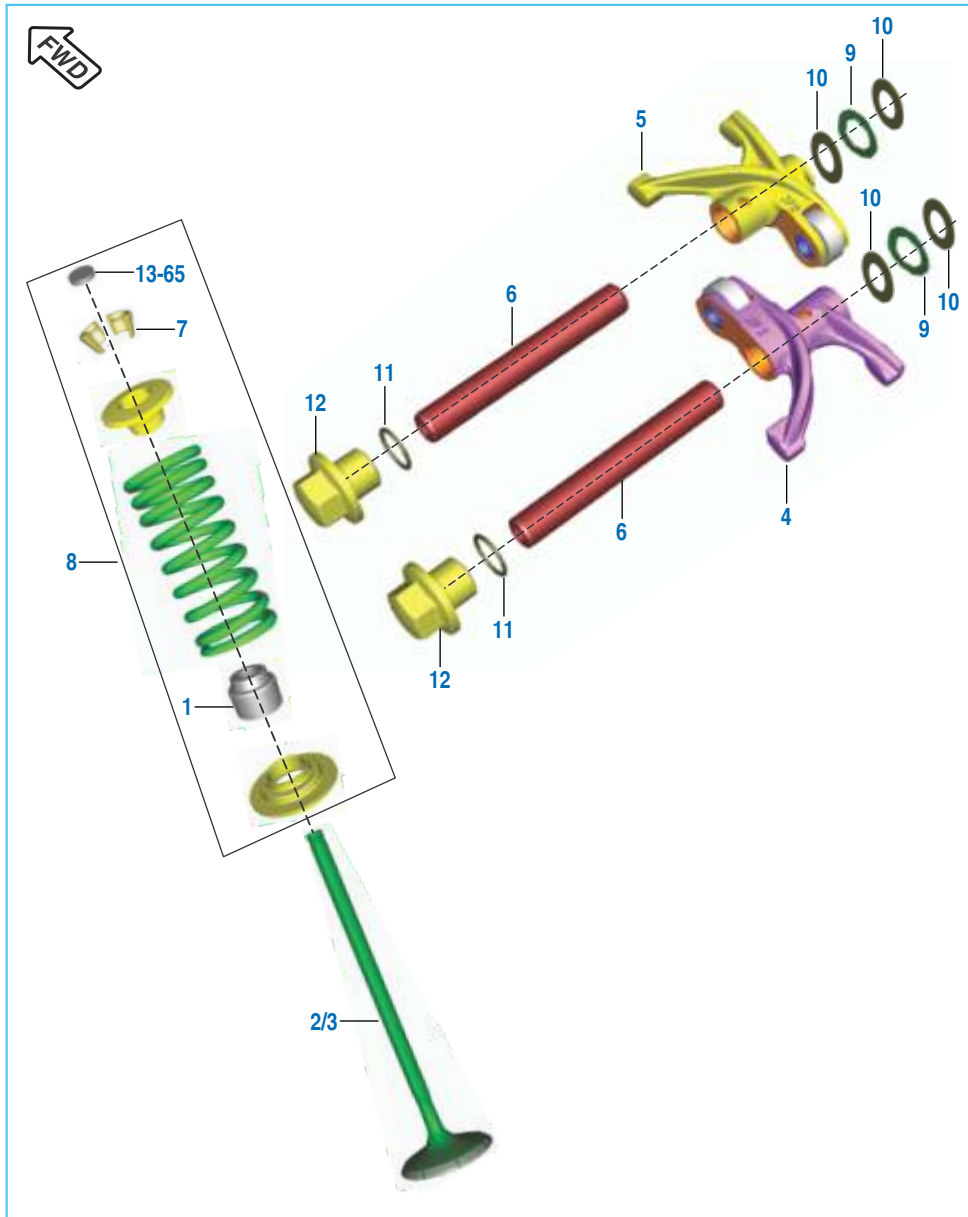
Valve



| No. | Part No.   | Description                 | Qty. |         | Remarks        |
|-----|------------|-----------------------------|------|---------|----------------|
|     |            |                             | ABS  | NON ABS |                |
| 1   | CB 1010 09 | Seal Valve Stem             | 4    | 4       |                |
| 2   | JF 5112 04 | Valve Intake                | 2    | 2       |                |
|     | JY 5112 21 | Valve intake                | 2    | --      | For UG Model   |
| 3   | JF 5112 08 | Valve Exhaust               | 2    | 2       |                |
|     | DT 5112 70 | Valve exhaust               | 2    | --      | For UG Model   |
| 4   | JF 5112 33 | Assembly Rocker Arm Intake  | 1    | 1       |                |
| 5   | JF 5112 34 | Assembly Rocker Arm Exhaust | 1    | 1       |                |
| 6   | JF 5110 42 | Rocker Arm Shaft            | 2    | 2       |                |
| 7   | CB 1010 22 | Cotter Valve                | 8    | 8       |                |
| 8   | 36 JF00 58 | Kit Valve Repair            | 1    | 1       | Refer Kit List |
|     | 36 JF01 98 | Kit valve repair K10UG      | 1    | --      | Refer Kit List |
| 9   | DH 1012 95 | Wave Washer                 | 2    | 2       |                |
| 10  | 39 2440 11 | Plain Washer                | 4    | 4       |                |
| 11  | LJ A000 09 | 'O' Ring                    | 2    | 2       |                |
| 12  | LA D001 63 | Bolt Flanged                | 2    | 2       |                |
| 13  | 36 JY00 29 | Kit Shim 2 mm               | 1    | 1       |                |
| 14  | 36 JY00 30 | Kit Shim 2.04 mm            | 1    | 1       |                |
| 15  | 36 JY00 31 | Kit Shim 2.08 mm            | 1    | 1       |                |
| 16  | 36 JY00 32 | Kit Shim 2.12 mm            | 1    | 1       |                |
| 17  | 36 JY00 33 | Kit Shim 2.16 mm            | 1    | 1       |                |
| 18  | 36 JY00 34 | Kit Shim 2.20 mm            | 1    | 1       |                |
| 19  | 36 JY00 35 | Kit Shim 2.24 mm            | 1    | 1       |                |
| 20  | 36 JY00 36 | Kit Shim 2.28 mm            | 1    | 1       |                |
| 21  | 36 JY00 56 | Kit Shim 2.30 mm            | 1    | 1       |                |
| 22  | 36 JY00 37 | Kit Shim 2.32 mm            | 1    | 1       |                |
| 23  | 36 JY00 57 | Kit Shim 2.34 mm            | 1    | 1       |                |

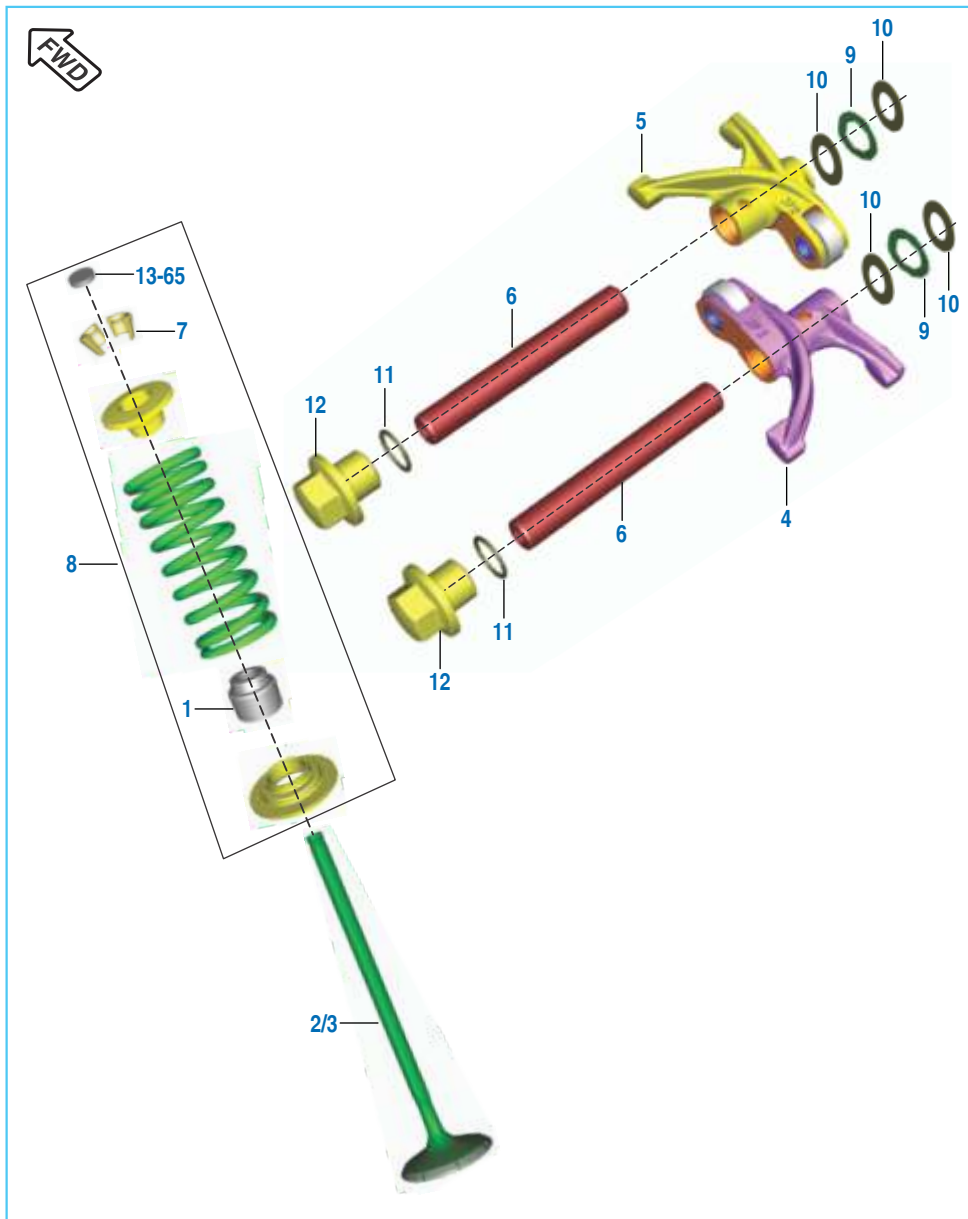


Valve



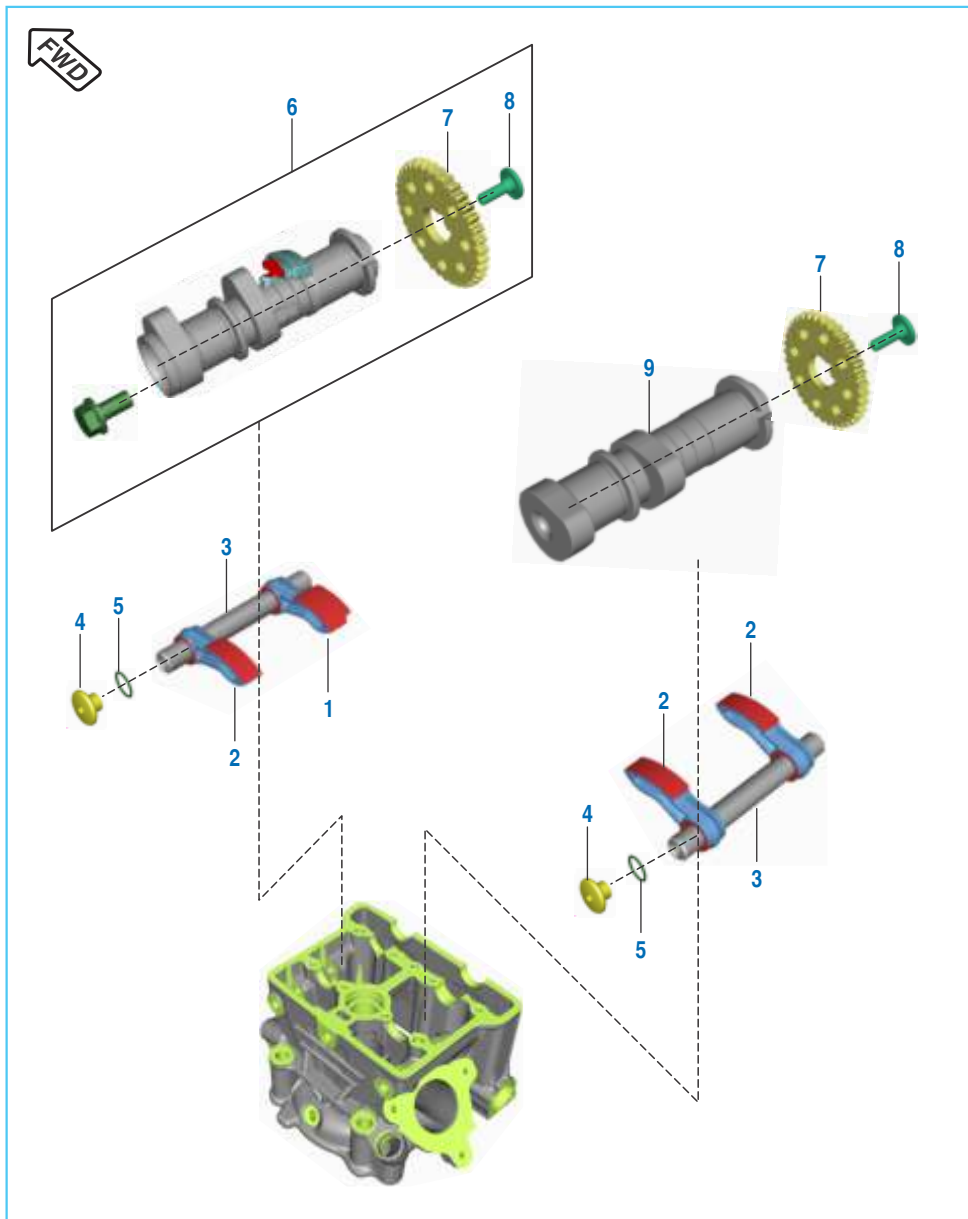
| No. | Part No.   | Description      | Qty. |         | Remarks |
|-----|------------|------------------|------|---------|---------|
|     |            |                  | ABS  | NON ABS |         |
| 24  | 36 JY00 38 | Kit Shim 2.36 mm | 1    | 1       |         |
| 25  | 36 JY00 58 | Kit Shim 2.38 mm | 1    | 1       |         |
| 26  | 36 JY00 39 | Kit Shim 2.40 mm | 1    | 1       |         |
| 27  | 36 JY00 59 | Kit Shim 2.42 mm | 1    | 1       |         |
| 28  | 36 JY00 40 | Kit Shim 2.44 mm | 1    | 1       |         |
| 29  | 36 JY00 60 | Kit Shim 2.46 mm | 1    | 1       |         |
| 30  | 36 JY00 41 | Kit Shim 2.48 mm | 1    | 1       |         |
| 31  | 36 JY00 61 | Kit Shim 2.50 mm | 1    | 1       |         |
| 32  | 36 JY00 42 | Kit Shim 2.52 mm | 1    | 1       |         |
| 33  | 36 JY00 62 | Kit Shim 2.54 mm | 1    | 1       |         |
| 34  | 36 JY00 43 | Kit Shim 2.56 mm | 1    | 1       |         |
| 35  | 36 JY00 63 | Kit Shim 2.58 mm | 1    | 1       |         |
| 36  | 36 JY00 44 | Kit Shim 2.60 mm | 1    | 1       |         |
| 37  | 36 JY00 64 | Kit Shim 2.62 mm | 1    | 1       |         |
| 38  | 36 JY00 45 | Kit Shim 2.64 mm | 1    | 1       |         |
| 39  | 36 JY00 46 | Kit Shim 2.68 mm | 1    | 1       |         |
| 40  | 36 JF00 89 | Kit Shim 2.70 mm | 1    | 1       |         |
| 41  | 36 JY00 47 | Kit Shim 2.72 mm | 1    | 1       |         |
| 42  | 36 JF00 90 | Kit Shim 2.74 mm | 1    | 1       |         |
| 43  | 36 JY00 48 | Kit Shim 2.76 mm | 1    | 1       |         |
| 44  | 36 JF00 91 | Kit Shim 2.78 mm | 1    | 1       |         |
| 45  | 36 JY00 49 | Kit Shim 2.80 mm | 1    | 1       |         |
| 46  | 36 JF00 92 | Kit Shim 2.82 mm | 1    | 1       |         |
| 47  | 36 JY00 50 | Kit Shim 2.84 mm | 1    | 1       |         |
| 48  | 36 JF00 93 | Kit Shim 2.86 mm | 1    | 1       |         |

Valve



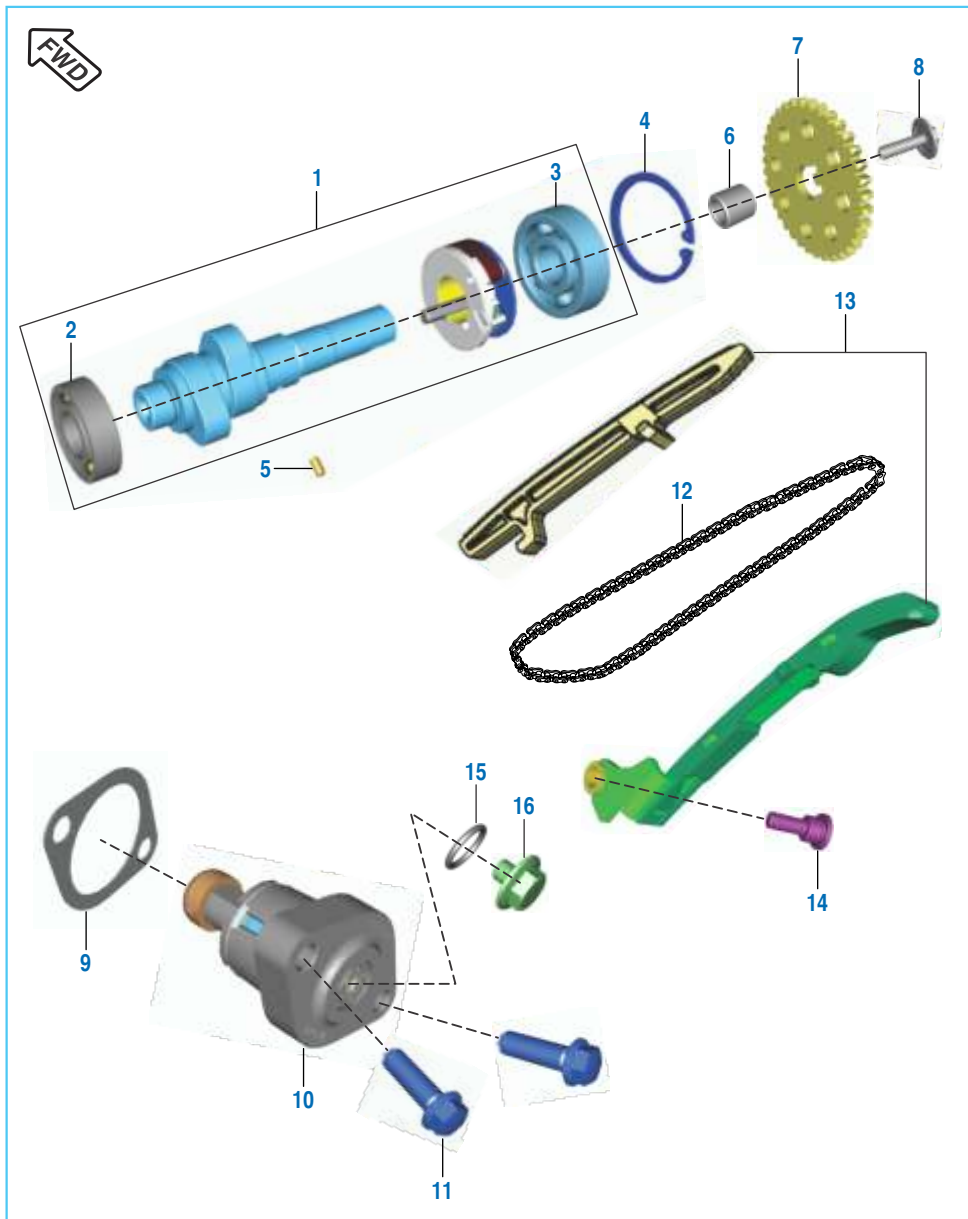
| No. | Part No.   | Description      | Qty. |         | Remarks |
|-----|------------|------------------|------|---------|---------|
|     |            |                  | ABS  | NON ABS |         |
| 49  | 36 JY00 51 | Kit Shim 2.88 mm | 1    | 1       |         |
| 50  | 36 JF00 94 | Kit Shim 2.90 mm | 1    | 1       |         |
| 51  | 36 JY00 52 | Kit Shim 2.92 mm | 1    | 1       |         |
| 52  | 36 JF00 95 | Kit Shim 2.94 mm | 1    | 1       |         |
| 53  | 36 JY00 53 | Kit Shim 2.96 mm | 1    | 1       |         |
| 54  | 36 JF00 96 | Kit Shim 2.98 mm | 1    | 1       |         |
| 55  | 36 JY00 54 | Kit Shim 3.00 mm | 1    | 1       |         |
| 56  | 36 JF00 97 | Kit Shim 3.02 mm | 1    | 1       |         |
| 57  | 36 JY00 55 | Kit Shim 3.04 mm | 1    | 1       |         |
| 58  | 36 JF00 98 | Kit Shim 3.06 mm | 1    | 1       |         |
| 59  | 36 JF00 99 | Kit Shim 3.08 mm | 1    | 1       |         |
| 60  | 36 JF01 00 | Kit Shim 3.10 mm | 1    | 1       |         |
| 61  | 36 JF01 01 | Kit Shim 3.12 mm | 1    | 1       |         |
| 62  | 36 JF01 02 | Kit Shim 3.14 mm | 1    | 1       |         |
| 63  | 36 JF01 03 | Kit Shim 3.16 mm | 1    | 1       |         |
| 64  | 36 JF01 04 | Kit Shim 3.18 mm | 1    | 1       |         |
| 65  | 36 JF01 05 | Kit Shim 3.20 mm | 1    | 1       |         |

Rocker arm & Camshaft - Dominar 400 Upgrade (UG)



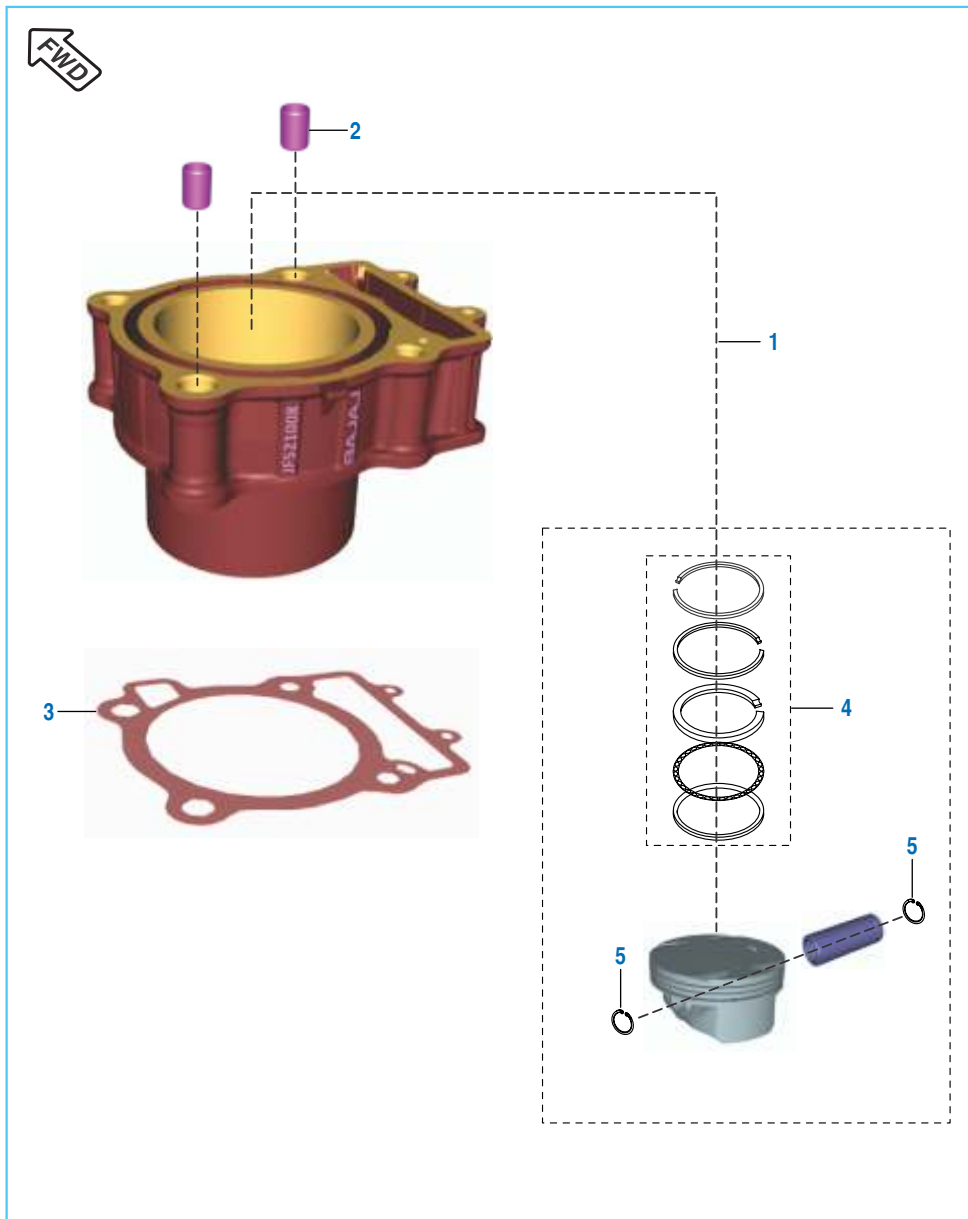
| No. | Part No.   | Description               | Qty. |         | Remarks |
|-----|------------|---------------------------|------|---------|---------|
|     |            |                           | ABS  | NON ABS |         |
| 1   | JY 5112 12 | Rocker arm decomp         | 1    | --      |         |
| 2   | JU 5112 04 | Rocker arm                | 3    | --      |         |
| 3   | JY 5112 26 | Rocker arm shaft          | 2    | --      |         |
| 4   | JG 5110 16 | Plug                      | 2    | --      |         |
| 5   | 39 1021 21 | Ring - O                  | 2    | --      |         |
| 6   | JF 5112 55 | Camshaft assembly exhaust | 1    | --      |         |
| 7   | JP 5112 15 | Sprocket camshaft         | 2    | --      |         |
| 8   | LA C001 44 | Bolt socket - M10         | 2    | --      |         |
| 9   | JF 5112 54 | Camshaft intake           | 1    | --      |         |

## Camshaft &amp; Tensioner



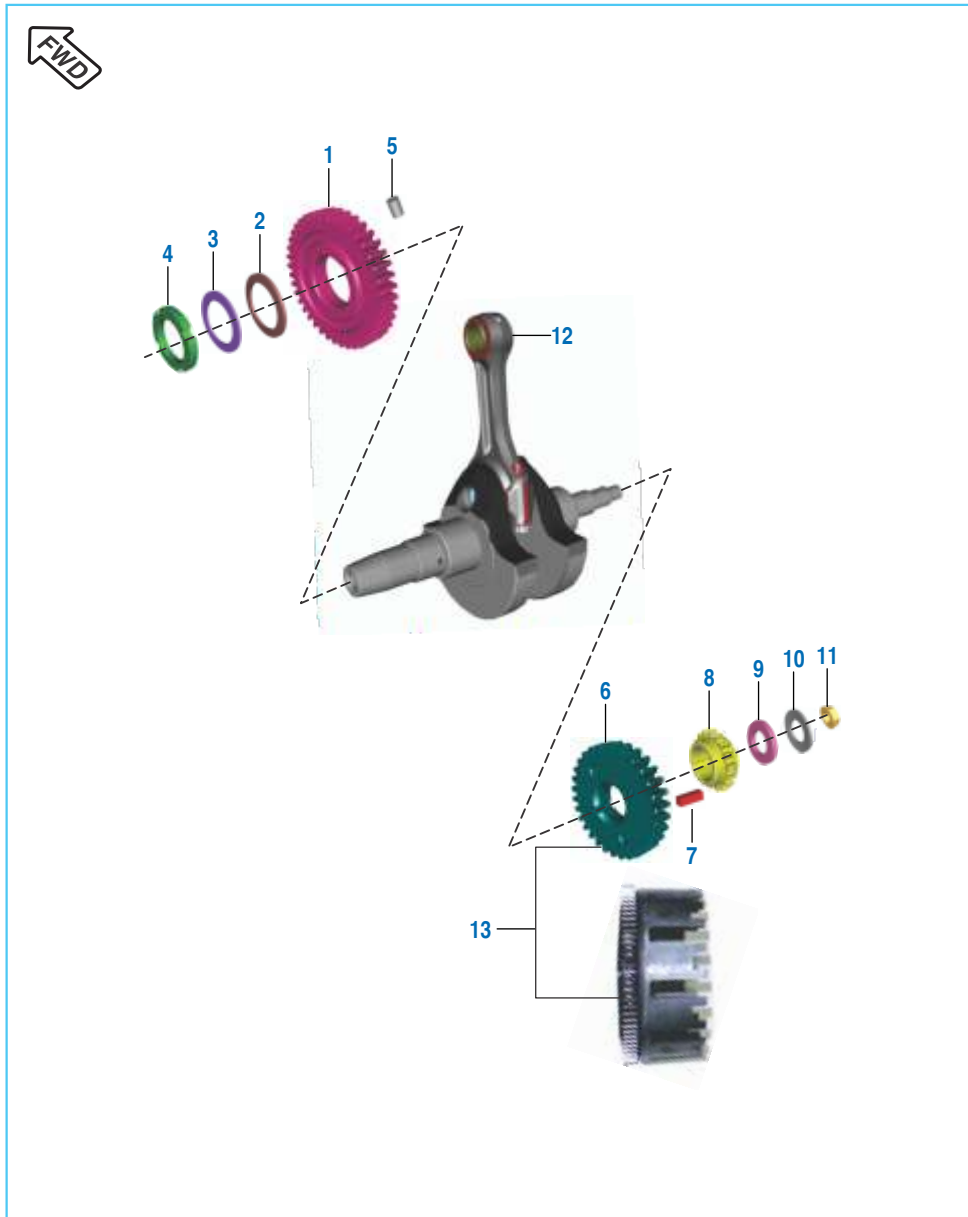
| No. | Part No.   | Description                    | Qty. |         | Remarks        |
|-----|------------|--------------------------------|------|---------|----------------|
|     |            |                                | ABS  | NON ABS |                |
| 1   | JF 5112 22 | Assembly Camshaft              | 1    | 1       |                |
| 2   | JC 1010 85 | Ball Bearing (15 x 32 x 9)     | 1    | 1       |                |
| 3   | JC 1010 86 | Ball Bearing (15 x 42 x 13)    | 1    | 1       |                |
| 4   | KE BB42 17 | Circlip Internal               | 1    | 1       |                |
| 5   | KH DA03 06 | Pin Dowel                      | 1    | 1       |                |
| 6   | JF 5112 40 | Camshaft Collar                | 1    | 1       |                |
| 7   | JF 5112 35 | Sprocket Camshaft              | 1    | 1       |                |
| 8   | JG 5112 69 | Bolt Special Flanged           | 1    | 1       |                |
| 9   | CS 1011 28 | Gasket                         | 1    | 1       |                |
| 10  | JF 5112 49 | Tensioner Assembly             | 1    | 1       |                |
| 11  | KA EW06 20 | Hex Bolt With Flange           | 2    | 2       |                |
| 12  | JF 5112 23 | Chain Silent                   | 1    | 1       |                |
|     | JY 5112 20 | Chain timing                   | 1    | --      | For UG Model   |
| 13  | 36 JF00 55 | Kit Chain Guide                | 1    | 1       | Refer Kit List |
|     | 36 JF01 97 | Kit cam chain guide K10UG      | 1    | --      | Refer Kit List |
| 14  | JY 5410 09 | Bolt Special Pivot Guide Chain | 1    | 1       |                |
| 15  | 39 2669 21 | O - Ring                       | 1    | 1       |                |
| 16  | JG 5112 70 | Bolt flanged - M6              | 1    | 1       |                |

## Cylinder &amp; Piston



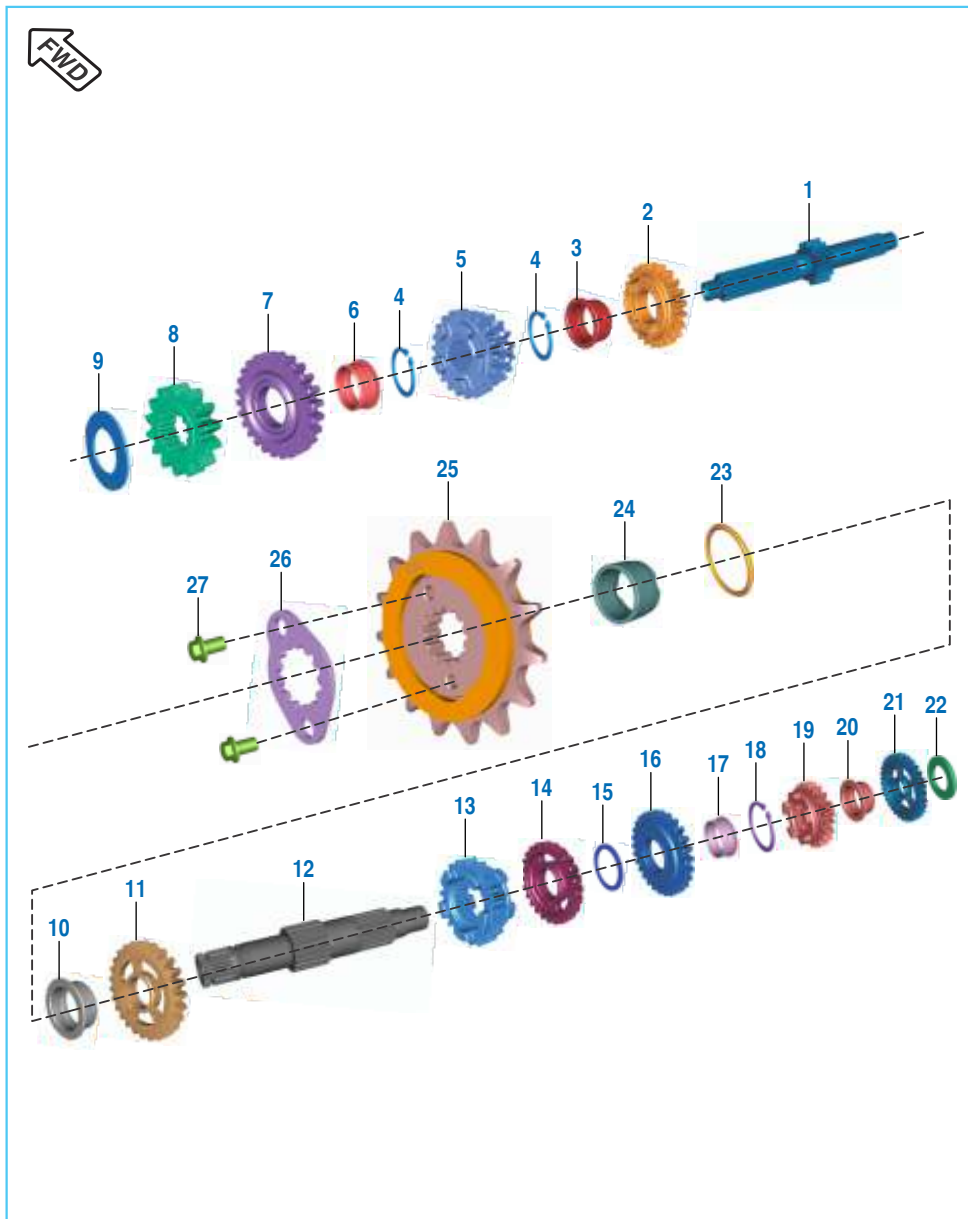
| No. | Part No.   | Description                 | Qty. |         | Remarks        |
|-----|------------|-----------------------------|------|---------|----------------|
|     |            |                             | ABS  | NON ABS |                |
| 1   | 36 JF00 59 | Kit Cylinder Block + Piston | 1    | 1       | Refer Kit List |
|     | 36 JF01 96 | Kit block piston K10UG      | 1    | --      | Refer Kit List |
| 2   | 39 2181 06 | Hollow Dowel Pin            | 2    | 2       |                |
| 3   | JY 5210 06 | Gasket Cylinder Block       | 1    | 1       |                |
| 4   | 36 JF00 60 | Kit Piston Ring             | 1    | 1       | Refer Kit List |
| 5   | JF 5213 00 | Circlip                     | 2    | 2       |                |

Crankshaft Assembly



| No. | Part No.   | Description                | Qty. |         | Remarks        |
|-----|------------|----------------------------|------|---------|----------------|
|     |            |                            | ABS  | NON ABS |                |
| 1   | JF 5310 21 | Balancer Drive Gear        | 1    | 1       |                |
| 2   | LD H000 02 | Belleville Washer          | 1    | 1       |                |
| 3   | LD B000 33 | Plain Washer               | 1    | 1       |                |
| 4   | JG 5310 40 | Nut Balancer Drive Lock    | 1    | 1       |                |
| 5   | 39 2606 07 | Parallel Pin               | 1    | 1       |                |
| 6   | JY 5512 12 | Gear Primary Drive         | 1    | 1       |                |
| 7   | LF B000 01 | Sunk Key                   | 1    | 1       |                |
| 8   | JF 5310 17 | Crankshaft Sprocket        | 1    | 1       |                |
|     | JY 5310 26 | Sprocket crankshaft (18T)  | 1    | --      | For UG Model   |
| 9   | JY 5310 08 | Plain Washer               | 1    | 1       |                |
| 10  | DG 1012 75 | Washer                     | 1    | 1       |                |
| 11  | LC G000 02 | Nut Sprocket Drive Lock    | 1    | 1       |                |
| 12  | JF 5310 20 | Crankshaft Assembly Comp.  | 1    | 1       |                |
| 13  | 36 JF00 54 | Kit Primary Drive & Driven | 1    | 1       | Refer Kit List |

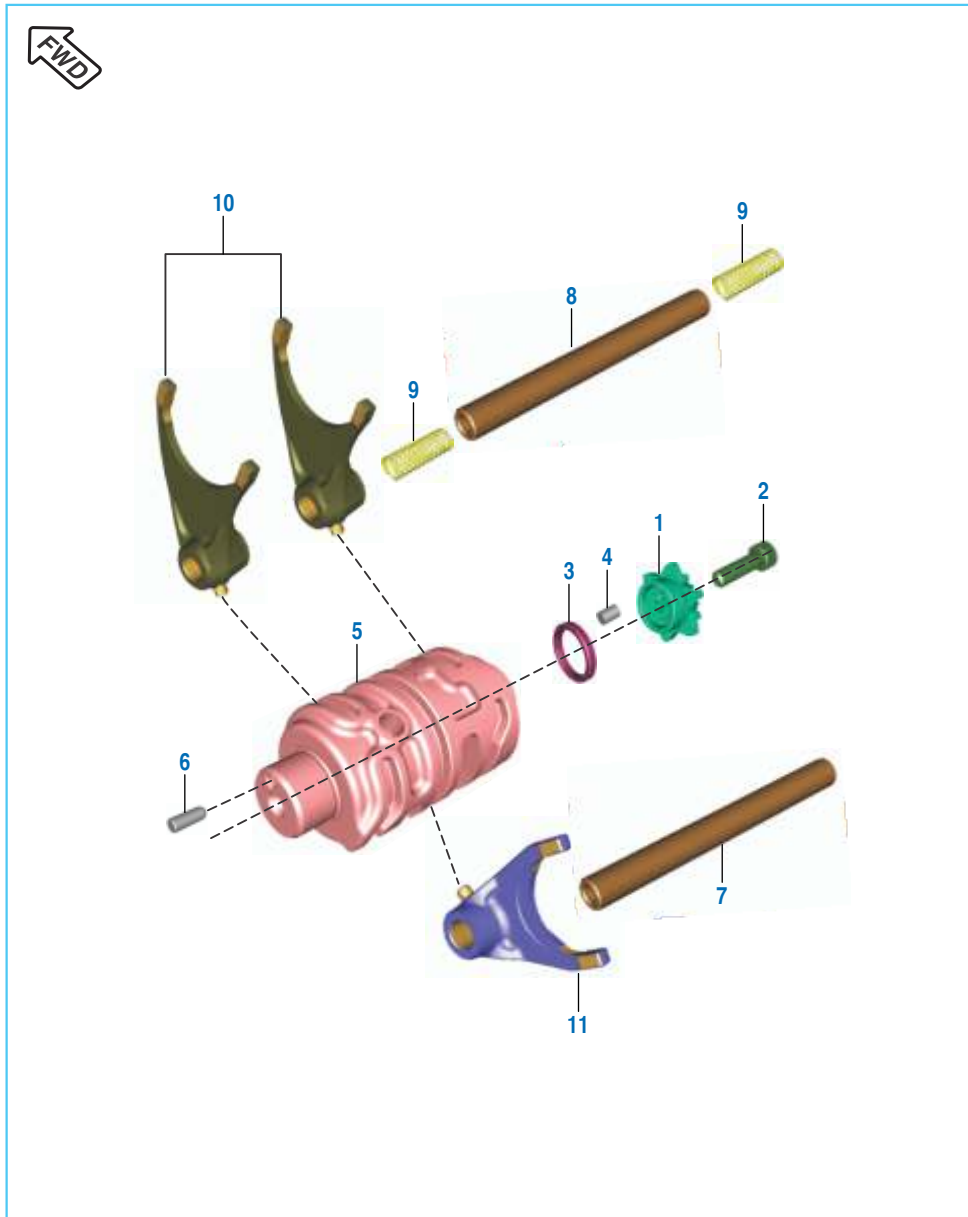
## Transmission



| No. | Part No.   | Description                | Qty. |         | Remarks |
|-----|------------|----------------------------|------|---------|---------|
|     |            |                            | ABS  | NON ABS |         |
| 1   | JY 5510 22 | Shaft Input                | 1    | 1       |         |
| 2   | JY 5512 30 | Gear 5th Drive             | 1    | 1       |         |
| 3   | JY 5510 10 | Bush 5th Drive             | 1    | 1       |         |
| 4   | JY 5512 14 | Circlip                    | 2    | 2       |         |
| 5   | JY 5512 29 | Gear 3rd - 4th Drive       | 1    | 1       |         |
| 6   | JY 5510 21 | Bush 6th Drive             | 1    | 1       |         |
| 7   | JY 5512 31 | Gear 6th Drive             | 1    | 1       |         |
| 8   | JY 5512 28 | Gear 2nd Drive             | 1    | 1       |         |
| 9   | JY 5512 15 | Thrust Washer              | 1    | 1       |         |
| 10  | JY 5510 06 | Bush 2nd Driven            | 1    | 1       |         |
| 11  | JY 5512 33 | Gear 2nd Driven            | 1    | 1       |         |
| 12  | JY 5510 08 | Shaft Output T/M With Plug | 1    | 1       |         |
| 13  | JY 5512 37 | Gear 6th Driven            | 1    | 1       |         |
| 14  | JY 5512 35 | Gear 4th Driven            | 1    | 1       |         |
| 15  | JY 5510 05 | Thrust Washer 3rd Driven   | 1    | 1       |         |
| 16  | JY 5512 34 | Gear 3rd Driven            | 1    | 1       |         |
| 17  | JY 5510 27 | Bush 3rd Driven            | 1    | 1       |         |
| 18  | JY 5512 18 | Circlip                    | 1    | 1       |         |
| 19  | JY 5512 36 | Gear 5th Driven            | 1    | 1       |         |
| 20  | JY 5512 05 | Bush 1st Driven            | 1    | 1       |         |
| 21  | JY 5512 32 | Gear 1st Driven            | 1    | 1       |         |
| 22  | JY 5512 17 | Thrust Washer              | 1    | 1       |         |
| 23  | JY 5510 18 | 'O' RING                   | 1    | 1       |         |
| 24  | 36 JY01 02 | Collar Sprocket            | 1    | 1       |         |
| 25  | JY 5510 29 | Sprocket Output            | 1    | 1       |         |
| 26  | JY 5510 30 | Plate Drive Sprocket       | 1    | 1       |         |
| 27  | LA E000 17 | Bolt Flanged               | 2    | 2       |         |

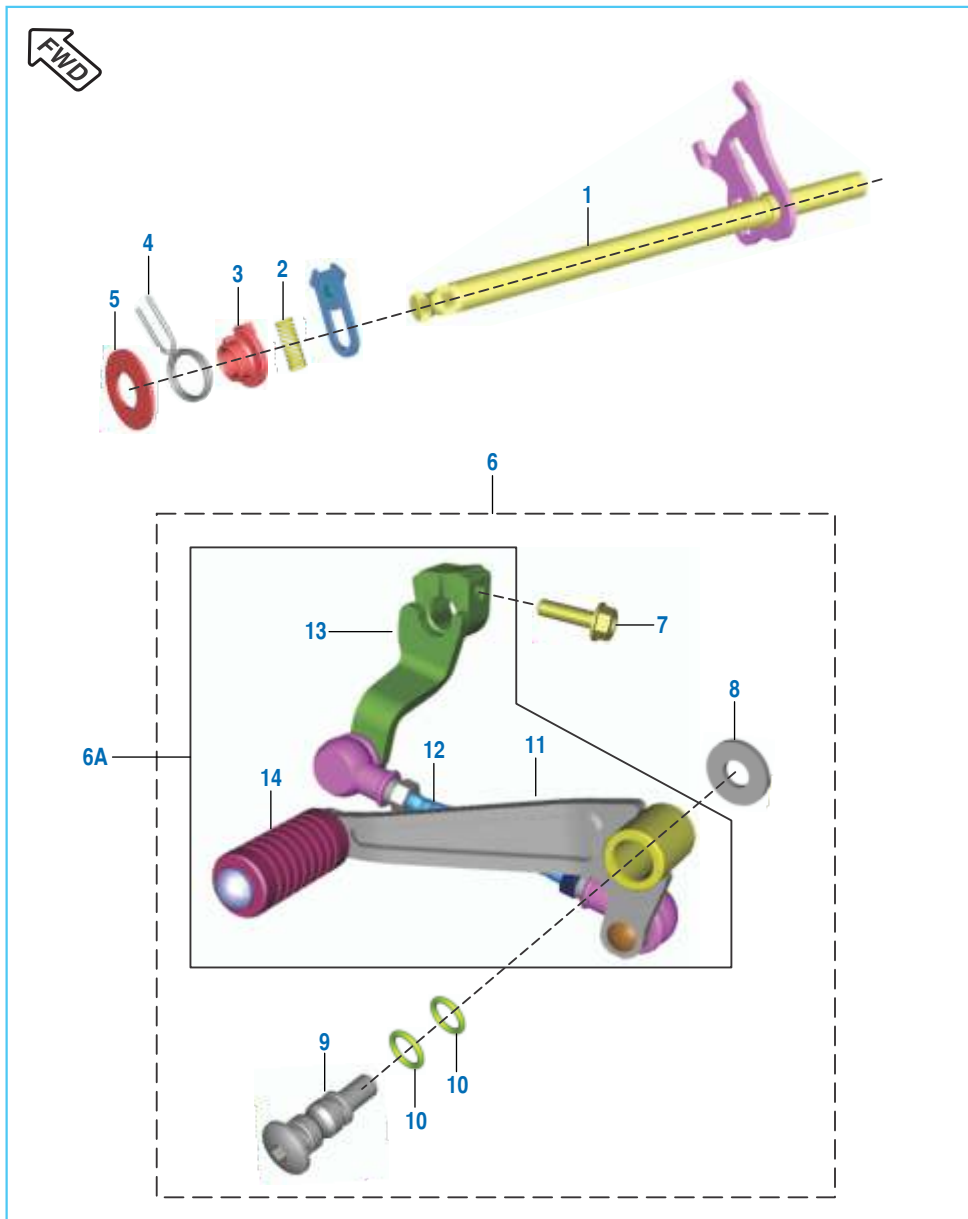


Change Drum / Shift Fork



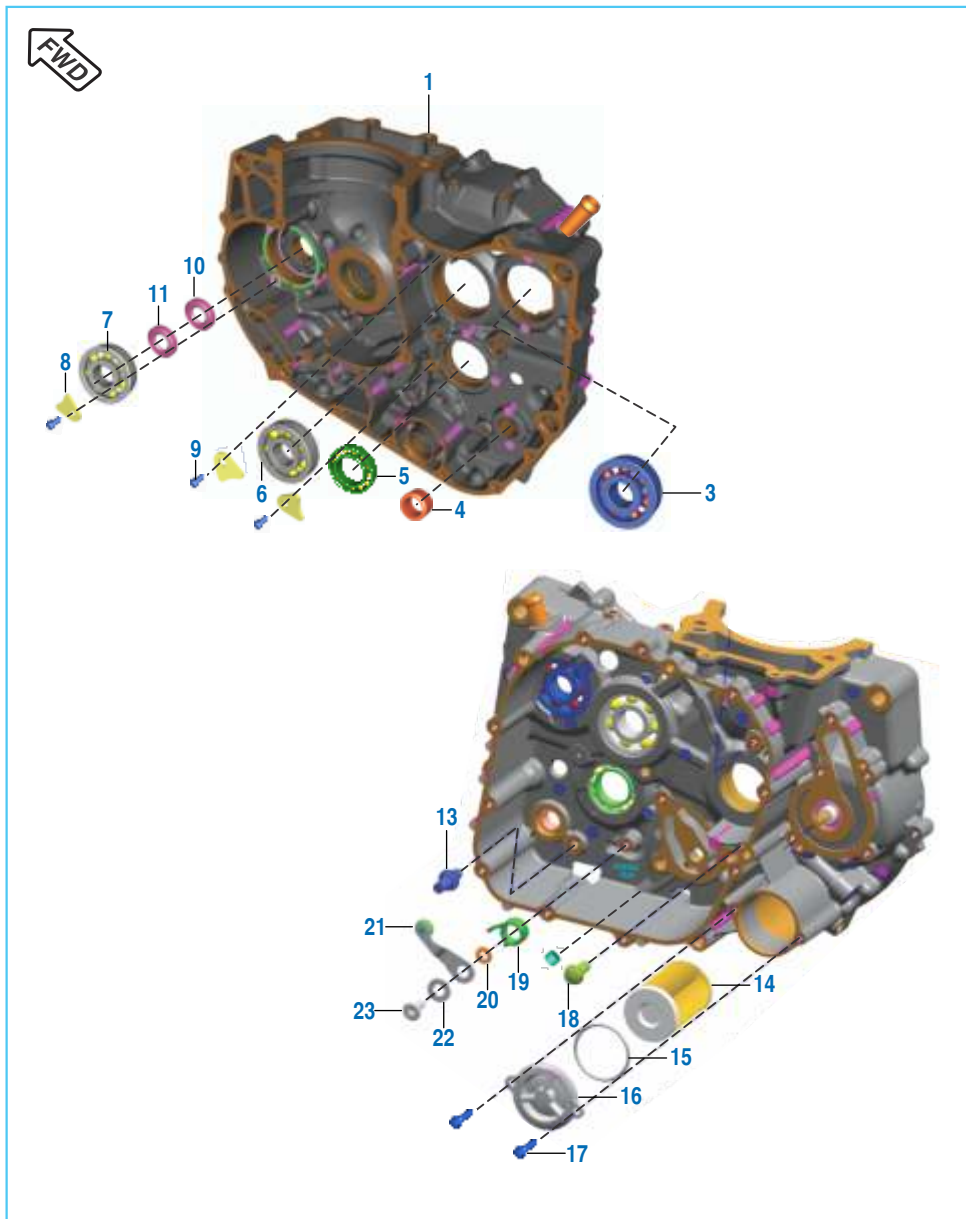
| No. | Part No.   | Description                 | Qty. |         | Remarks |
|-----|------------|-----------------------------|------|---------|---------|
|     |            |                             | ABS  | NON ABS |         |
| 1   | JG 5612 22 | Guide Gear Shift            | 1    | 1       |         |
| 2   | LA C000 24 | Socket Head Bolt            | 1    | 1       |         |
| 3   | JG 5610 10 | Spacer                      | 1    | 1       |         |
| 4   | 39 2606 07 | Parallel Pin                | 1    | 1       |         |
| 5   | JF 5610 00 | Drum Gear Shift             | 1    | 1       |         |
| 6   | JG 5610 08 | Gear Indicator Pin          | 1    | 1       |         |
| 7   | JY 5610 04 | Shaft Input Gear Shift Fork | 1    | 1       |         |
| 8   | JF 5610 01 | Shaft Output Fork Shift     | 1    | 1       |         |
| 9   | JG 5612 15 | Compression Spring          | 2    | 2       |         |
| 10  | JY 5610 08 | Fork Shift Output           | 2    | 2       |         |
| 11  | JY 5610 02 | Fork Gear Shift Input       | 1    | 1       |         |

Gear Change Mechanism



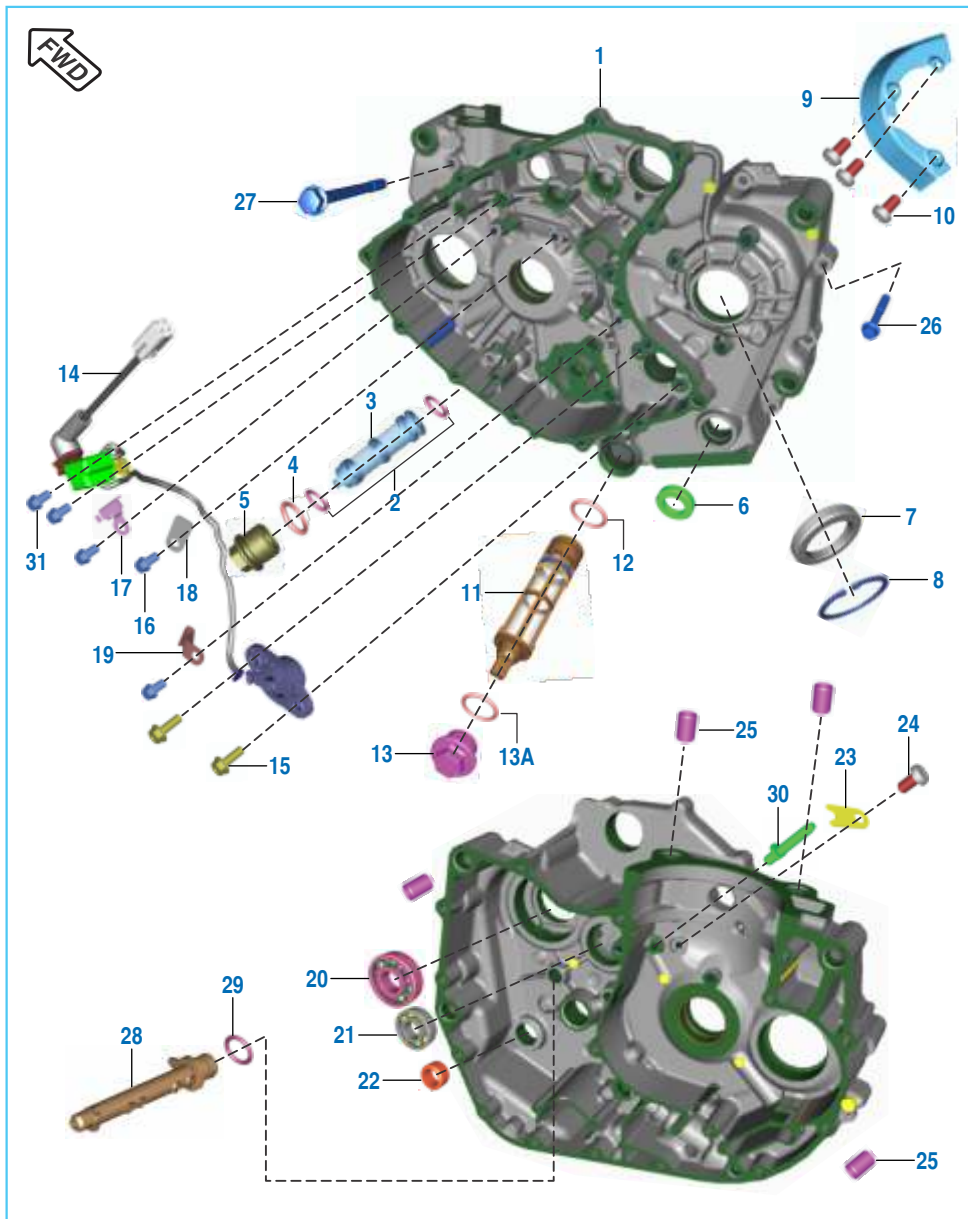
| No. | Part No.   | Description                 | Qty. |         | Remarks       |
|-----|------------|-----------------------------|------|---------|---------------|
|     |            |                             | ABS  | NON ABS |               |
| 1   | JY 5612 05 | Lever Complete Change Shaft | 1    | 1       |               |
| 2   | JG 5612 15 | Spring Compression          | 1    | 1       |               |
| 3   | JG 5612 17 | Bush Torsion Spring         | 1    | 1       |               |
| 4   | JG 5612 18 | Torsion Spring              | 1    | 1       |               |
| 5   | JG 5612 16 | Plain Washer                | 1    | 1       |               |
| 6   | 52 JF03 48 | Change Lever Complete Assy. | 1    | 1       |               |
| 6A  | JF 5614 06 | Assembly lever gear change  | 1    | --      | For UG Model  |
| 7   | KA DM06 22 | Bolt Flange M6              | 1    | 1       |               |
|     | KA DD06 22 | Bolt Flange M6              | 1    | 1       | From 10.07.17 |
| 8   | JL 5614 10 | Washer Steel                | 1    | 1       |               |
| 9   | JL 5614 09 | Bolt Gear Change Lever      | 1    | 1       |               |
|     | LA C001 04 | Bolt socket - M8            | 1    | --      | For UG Model  |
| 10  | 01 1009 05 | 'O' Ring                    | 2    | 2       |               |
| 11  | JF 5614 10 | Lever Change Assembly       | 1    | 1       |               |
| 12  | 52 JF00 62 | Tie Rod                     | 1    | 1       |               |
| 13  | JF 5614 08 | Change Arm Assembly         | 1    | 1       |               |
| 14  | DT 5612 05 | Damper                      | 1    | 1       |               |

## Engine Assembly / Crankcase RH



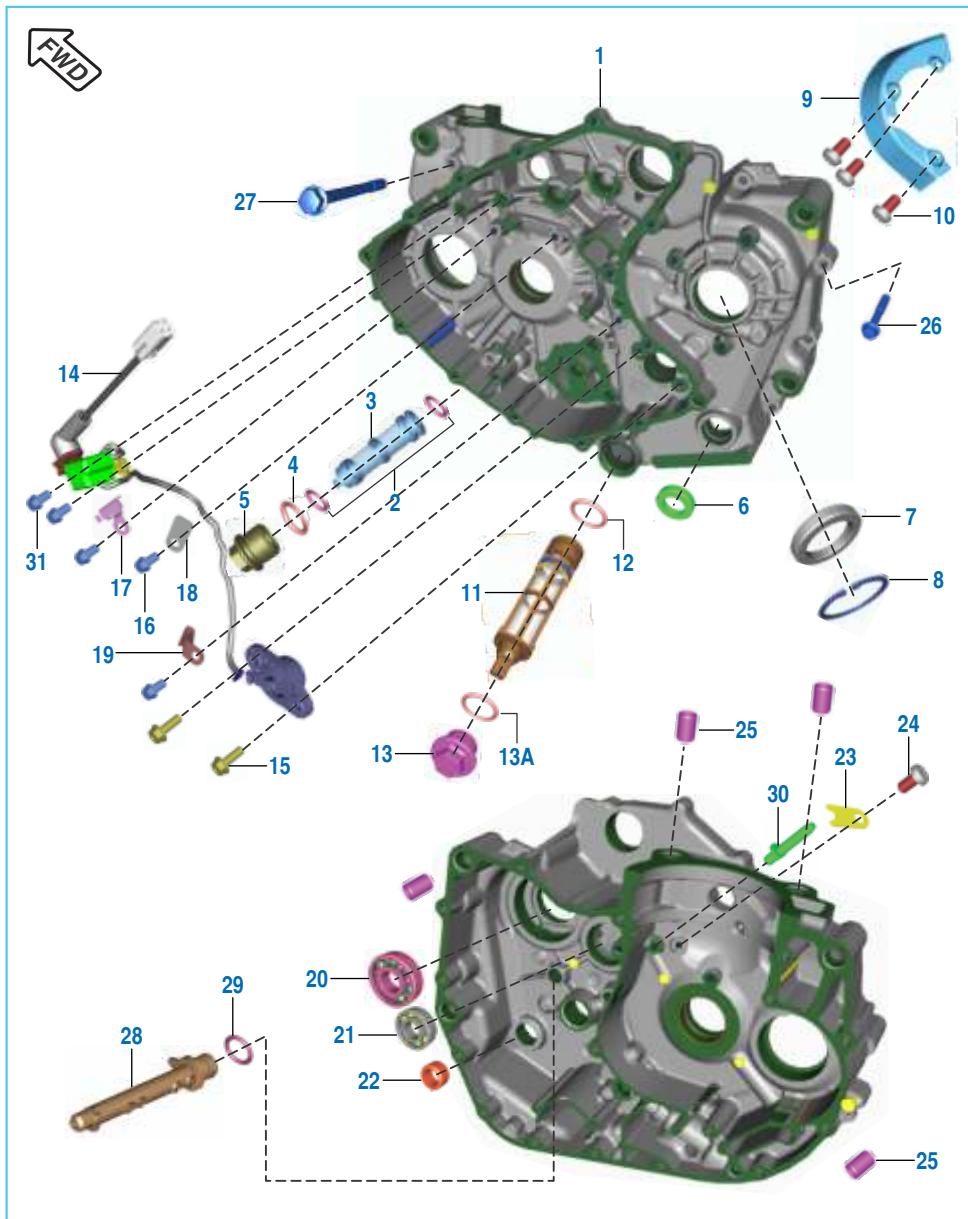
| No. | Part No.   | Description                    | Qty. |         | Remarks              |
|-----|------------|--------------------------------|------|---------|----------------------|
|     |            |                                | ABS  | NON ABS |                      |
| 1   | 36 JF00 52 | Kit Assembly Crankcase RH      | 1    | 1       | Refer Kit List       |
| 2   | JF 5010 11 | Assembly Engine                | 1    | 1       | Not Illustrated      |
|     | JF 5010 15 | Engine assembly                | 1    | --      | For UG Model         |
| 3   | 39 2185 20 | Deep Groove Ball Bearing       | 1    | 1       |                      |
| 4   | 39 2562 20 | Needle Roller Bearing          | 1    | 1       |                      |
| 5   | 39 2601 20 | Ball Bearing                   | 1    | 1       |                      |
| 6   | 39 1864 20 | Ball Bearing 20 X 52 X 15      | 1    | 1       |                      |
| 7   | KP BF63 04 | Ball Bearing                   | 1    | 1       |                      |
| 8   | JY 5410 47 | Stopper I/P Shaft Bearing      | 3    | 3       |                      |
| 9   | AA 1014 37 | Bolt Flanged                   | 3    | 3       |                      |
| 10  | JG 6010 07 | Special Shaft Seal             | 1    | 1       |                      |
| 11  | JL 6010 10 | Water Seal Double Lip          | 1    | 1       |                      |
| 12  | 36 JF00 57 | Kit Engine Gasket              | 1    | 1       | Refer Kit List       |
| 13  | DP 1011 91 | Bolt Shifter                   | 1    | 1       |                      |
| 14  | JG 5710 14 | Oil Filter                     | 1    | 1       |                      |
| 15  | JG 5710 16 | 'O' RING                       | 1    | 1       |                      |
| 16  | JL 5710 01 | Cap Oil Filter                 | 1    | 1       |                      |
|     | 56 JF1X 36 | Cap oil filter Silk matte blue | 1    | 1       | Circular - 2018 - 02 |
| 17  | KA EW06 16 | Flange Bolt                    | 2    | 2       |                      |
| 18  | LA E000 01 | Bolt Flanged                   | 1    | 1       |                      |
| 19  | JG 5612 26 | Spring Stopper Drum            | 1    | 1       |                      |
| 20  | 39 2005 11 | Washer                         | 1    | 1       |                      |
| 21  | JG 5610 09 | Stopper Drum Complete          | 1    | 1       |                      |
| 22  | JG 5612 05 | Washer                         | 1    | 1       |                      |
| 23  | JG 5612 04 | Bolt Stopper Drum              | 1    | 1       |                      |

## Crankcase LH



| No. | Part No.   | Description                   | Qty. |         | Remarks        |
|-----|------------|-------------------------------|------|---------|----------------|
|     |            |                               | ABS  | NON ABS |                |
| 1   | 36 JF00 51 | Kit Assembly Crankcase LH     | 1    | 1       | Refer Kit List |
| 2   | LJ A000 02 | 'O' Ring                      | 2    | 2       |                |
| 3   | JY 5710 08 | Strainer Evacuation           | 1    | 1       |                |
| 4   | LJA00006   | 'O' Ring                      | 1    | 1       |                |
| 5   | JY 5710 09 | Cap Strainer Evacuation       | 1    | 1       |                |
| 6   | 39 1043 19 | Oil Seal                      | 1    | 1       |                |
| 7   | JY 5410 58 | Oil Seal                      | 1    | 1       |                |
| 8   | KE BA37 15 | Circlip Internal              | 1    | 1       |                |
| 9   | JY 5410 31 | Chain Guard                   | 1    | 1       |                |
| 10  | LB B000 07 | Screw Pan Cross               | 3    | 3       |                |
| 11  | JY 5710 30 | Mesh Oil Filter Assembly      | 1    | 1       |                |
| 12  | LJ A000 04 | 'O' Ring                      | 1    | 1       |                |
| 13  | JA 5410 21 | Cap strainer                  | 1    | 1       |                |
| 13A | 59 2100 23 | O - Ring                      | 1    | 1       |                |
| 14  | DT 3518 00 | Neutral Switch + Pick Up Coil | 1    | 1       |                |
|     | JY 3518 00 | Sensor assembly pick up       | 1    | --      | For UG Model   |
| 15  | LA D000 63 | Bolt Flanged                  | 2    | 2       |                |
|     | JN 1810 33 | Bolt flange                   | 2    | --      | For UG Model   |
| 16  | AA 1014 37 | Bolt M5 x 13                  | 5    | 5       |                |
| 17  | JY 5410 81 | Bracket Harness               | 1    | 1       |                |
| 18  | JY 5410 80 | Plate Harness                 | 1    | 1       |                |
| 19  | JY 5410 82 | Bracket Harness               | 1    | 1       |                |
| 20  | LP B000 03 | Bearing Ball                  | 1    | 1       |                |
| 21  | LP B000 02 | Bearing Ball                  | 1    | 1       |                |

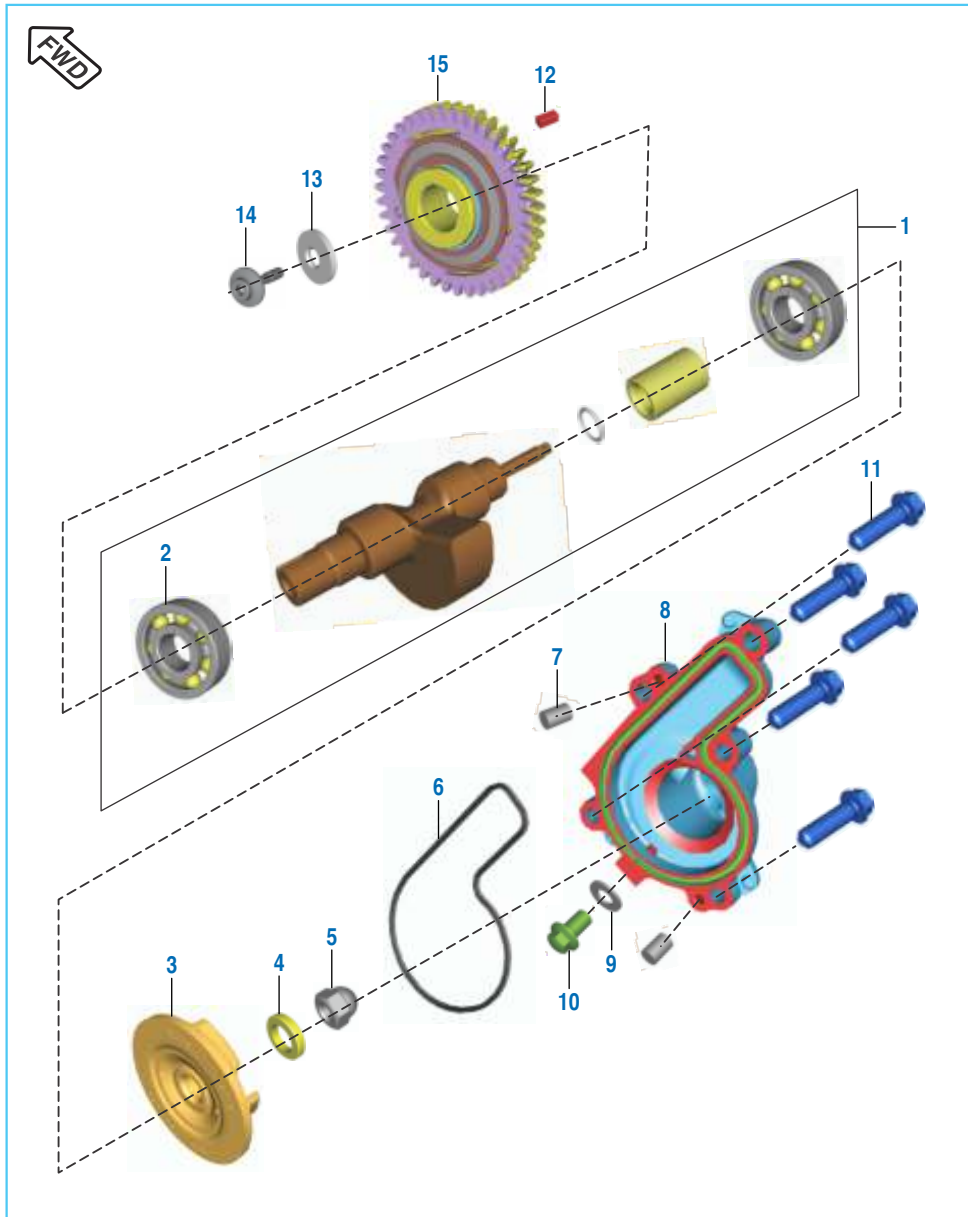
Crankcase LH



| No. | Part No.   | Description           | Qty. |         | Remarks                 |
|-----|------------|-----------------------|------|---------|-------------------------|
|     |            |                       | ABS  | NON ABS |                         |
| 22  | 39 2562 20 | Needle Roller Bearing | 1    | 1       |                         |
| 23  | JF 5410 17 | Bracket               | 1    | 1       |                         |
| 24  | LB B000 07 | Screw Pan Cross       | 1    | 1       |                         |
|     | LB B000 12 | Screw pan cross - M6  | 1    | --      | For UG Model            |
| 25  | 39 2181 06 | Hollow Dowel Pin      | 4    | 4       |                         |
| 26  | KA EW06 35 | Bolt Flange Small     | 15   | 15      | M6 x 1 x L35 x Bright   |
| 27  | LA E000 02 | Bolt Flanged          | 5    | 5       | M6 x 1 x 75             |
| 28  | JY 5710 29 | Oil Rail              | 1    | 1       |                         |
| 29  | LJ A000 02 | O Ring                | 1    | 1       |                         |
| 30  | JF 5410 16 | Nozzle                | 1    | 1       | Not Serviced Separately |
| 31  | LA E000 10 | Bolt flange - M5      | 2    | 2       |                         |

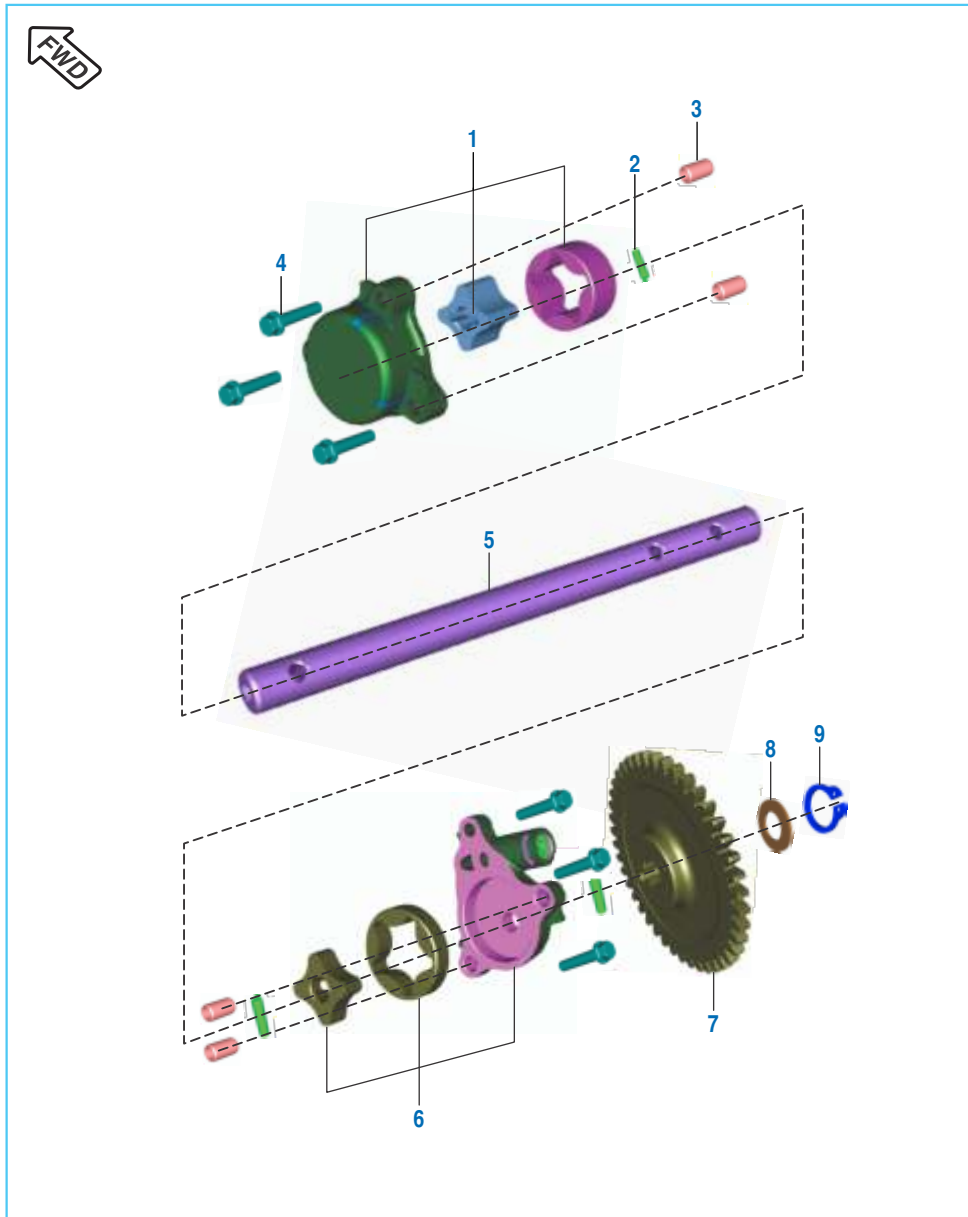


Balancer Idler Gear & Water Pump



| No. | Part No.   | Description            | Qty. |         | Remarks      |
|-----|------------|------------------------|------|---------|--------------|
|     |            |                        | ABS  | NON ABS |              |
| 1   | DT 5312 00 | Body Balancer Assembly | 1    | 1       | For UG Model |
|     | JY 5312 20 | Assembly balancer      | 1    | --      |              |
| 2   | KP BF63 04 | Ball Bearing           | 2    | 2       |              |
| 3   | 36 JL00 39 | Rotor Water Pump       | 1    | 1       |              |
| 4   | JG 5312 15 | Washer                 | 1    | 1       |              |
| 5   | JG 6010 05 | Domed Nut              | 1    | 1       |              |
| 6   | JG 6010 12 | 'O' Ring               | 1    | 1       |              |
| 7   | 39 2606 07 | Parallel Pin           | 2    | 2       |              |
| 8   | JL 6010 05 | Cover Water Pump       | 1    | 1       |              |
| 9   | 39 1665 11 | Washer                 | 1    | 1       |              |
| 10  | LA E000 48 | Bolt                   | 1    | 1       |              |
| 11  | LA E000 56 | Bolt                   | 5    | 5       |              |
|     | KA EW06 22 | Bolt flange small M6   | 5    | 5       |              |
| 12  | DS 1011 54 | Key                    | 1    | 1       |              |
| 13  | LD B000 51 | Washer                 | 1    | 1       |              |
| 14  | LA C000 86 | Bolt Socket            | 1    | 1       |              |
| 15  | JF 5312 13 | Scissor Gear Assembly  | 1    | 1       |              |

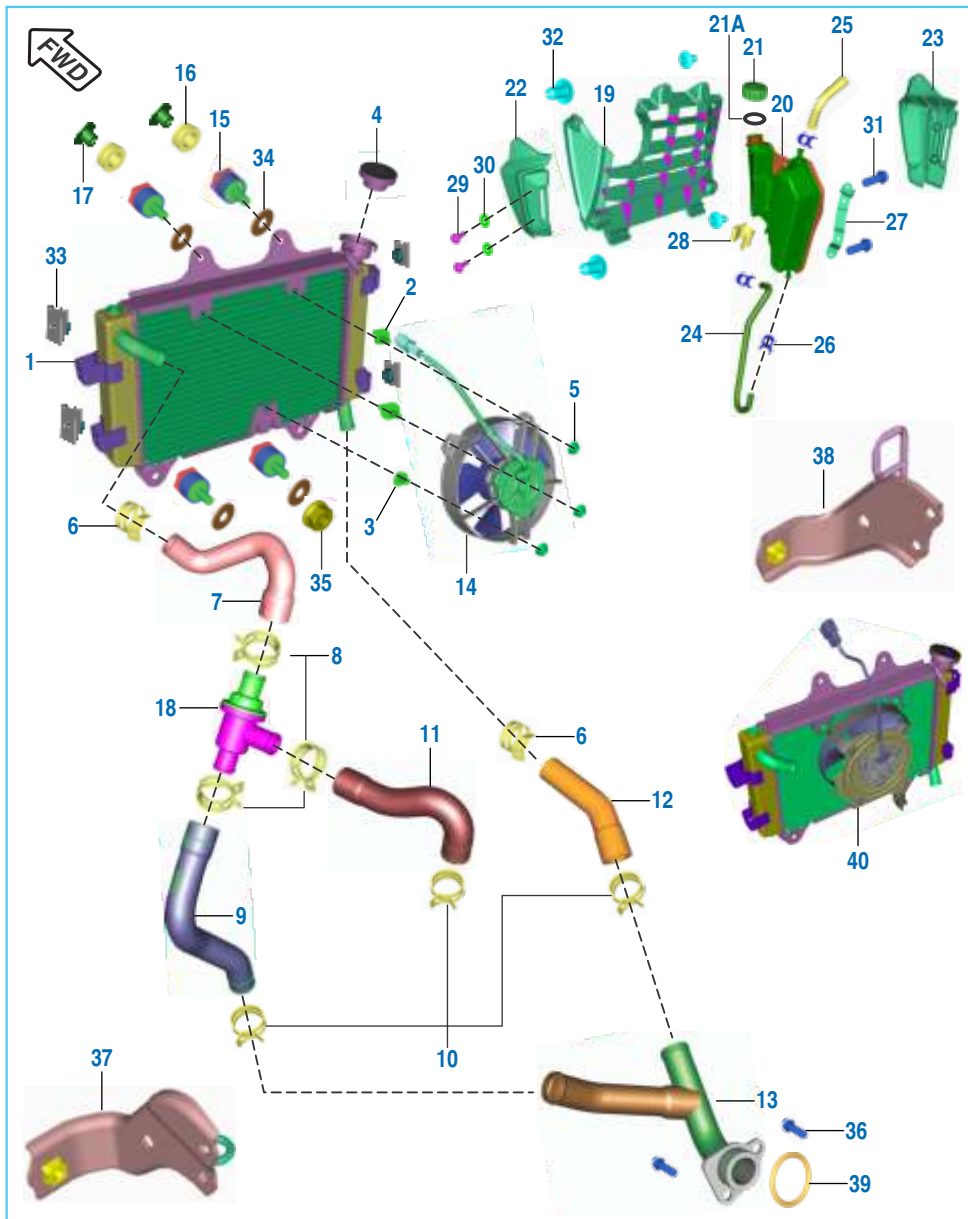
Oil Pump & Evacuation Pump



| No. | Part No.   | Description                | Qty. |         | Remarks |
|-----|------------|----------------------------|------|---------|---------|
|     |            |                            | ABS  | NON ABS |         |
| 1   | JY 5710 15 | Evacuation Oil Pump Assly. | 1    | 1       |         |
| 2   | LH D000 01 | Pin Parallel               | 3    | 3       |         |
| 3   | 39 0999 06 | Pin Dowel                  | 4    | 4       |         |
| 4   | LA E000 18 | Bolt Flanged M6 Pre Coated | 6    | 6       |         |
| 5   | JY 5710 24 | Shaft Oil Pump             | 1    | 1       |         |
| 6   | JY 5710 12 | Oil Pump Assembly Complete | 1    | 1       |         |
| 7   | JY 5710 23 | Gear Oil Pump Drive        | 1    | 1       |         |
| 8   | LD A000 17 | Washer Plain               | 1    | 1       |         |
| 9   | KE AB10 10 | Circlip External           | 1    | 1       |         |



## Cooling System



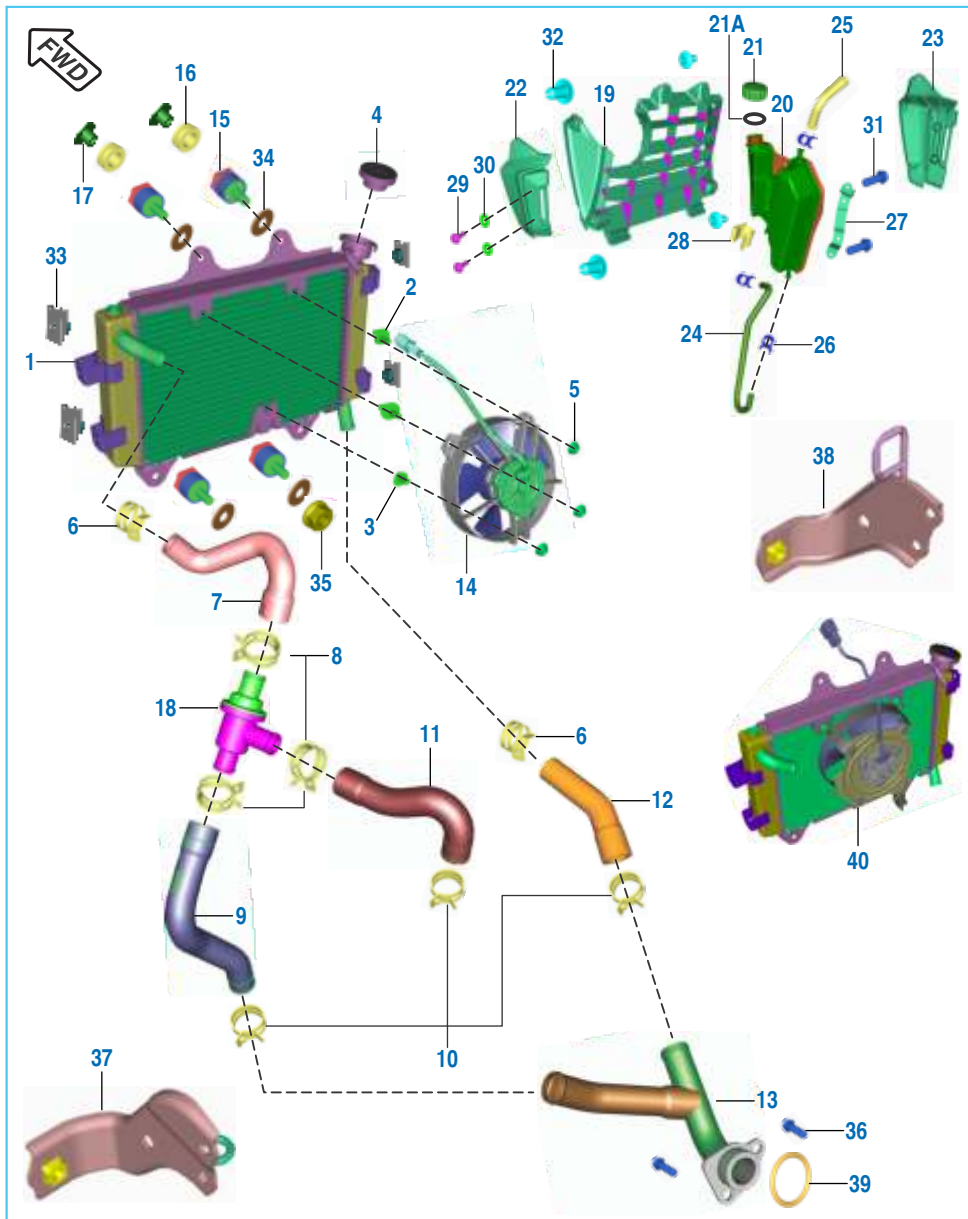
37

 Front Wheel Direction

| No. | Part No.   | Description                 | Qty. |         | Remarks           |
|-----|------------|-----------------------------|------|---------|-------------------|
|     |            |                             | ABS  | NON ABS |                   |
| 1   | JF 6012 05 | Radiator Core               | 1    | 1       |                   |
| 2   | JY 6012 48 | Bracket Fan Mounting        | 2    | 2       |                   |
| 3   | JY 6012 49 | Bracket Fan Mounting        | 1    | 1       |                   |
| 4   | JG 6012 35 | Pressure Cap Radiator       | 1    | 1       |                   |
| 5   | JY 6012 41 | Flange Nut                  | 3    | 3       |                   |
| 6   | JG 6012 09 | Clamp DIA 24                | 2    | 2       |                   |
| 7   | JF 6012 03 | Hose Thermostat To Radiator | 1    | 1       |                   |
| 8   | JG 6012 10 | Clamp DIA 28                | 3    | 3       |                   |
| 9   | DT 6012 18 | Hose Coolant                | 1    | 1       | (Thermostat To T) |
| 10  | JG 6010 16 | Clamp DIA 26                | 3    | 3       |                   |
| 11  | JY 6012 15 | Hose Engine To Thermostat   | 1    | 1       |                   |
| 12  | JF 6012 02 | Hose Pipe Radiator To T     | 1    | 1       |                   |
| 13  | DT 6012 19 | Pipe Coolant T Assembly     | 1    | 1       |                   |
| 14  | JG 6012 37 | Fan Radiator                | 1    | 1       |                   |
| 15  | JL 6012 16 | Rubber Damper               | 4    | 4       | Radiator Mounting |
| 16  | JL 1812 56 | Grommet For Radiator Cowl   | 2    | 2       |                   |
| 17  | JW 1710 15 | Collar Central Spoiler      | 2    | 2       |                   |
| 18  | JG 6010 14 | Thermostat Assembly         | 1    | 1       |                   |
| 19  | JF 1812 57 | Shroud Centre               | 1    | 1       |                   |
| 20  | JL 6012 35 | Tank Expansion              | 1    | 1       |                   |
| 21  | JG 6012 11 | Cap Expansion Tank          | 1    | 1       |                   |
| 21A | JG 6012 30 | Expansion tank O Ring       | 1    | --      | For UG Model      |

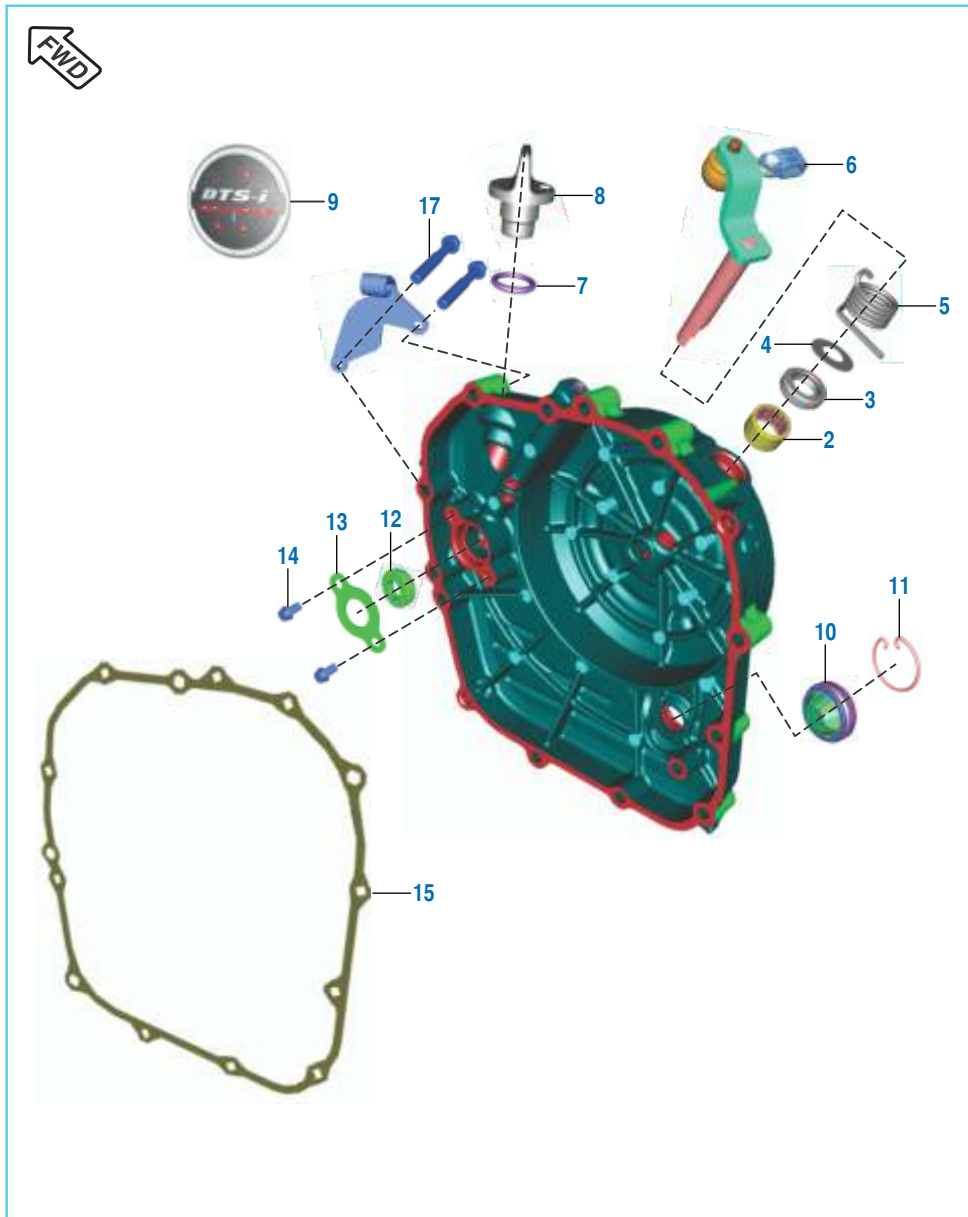
38

## Cooling System



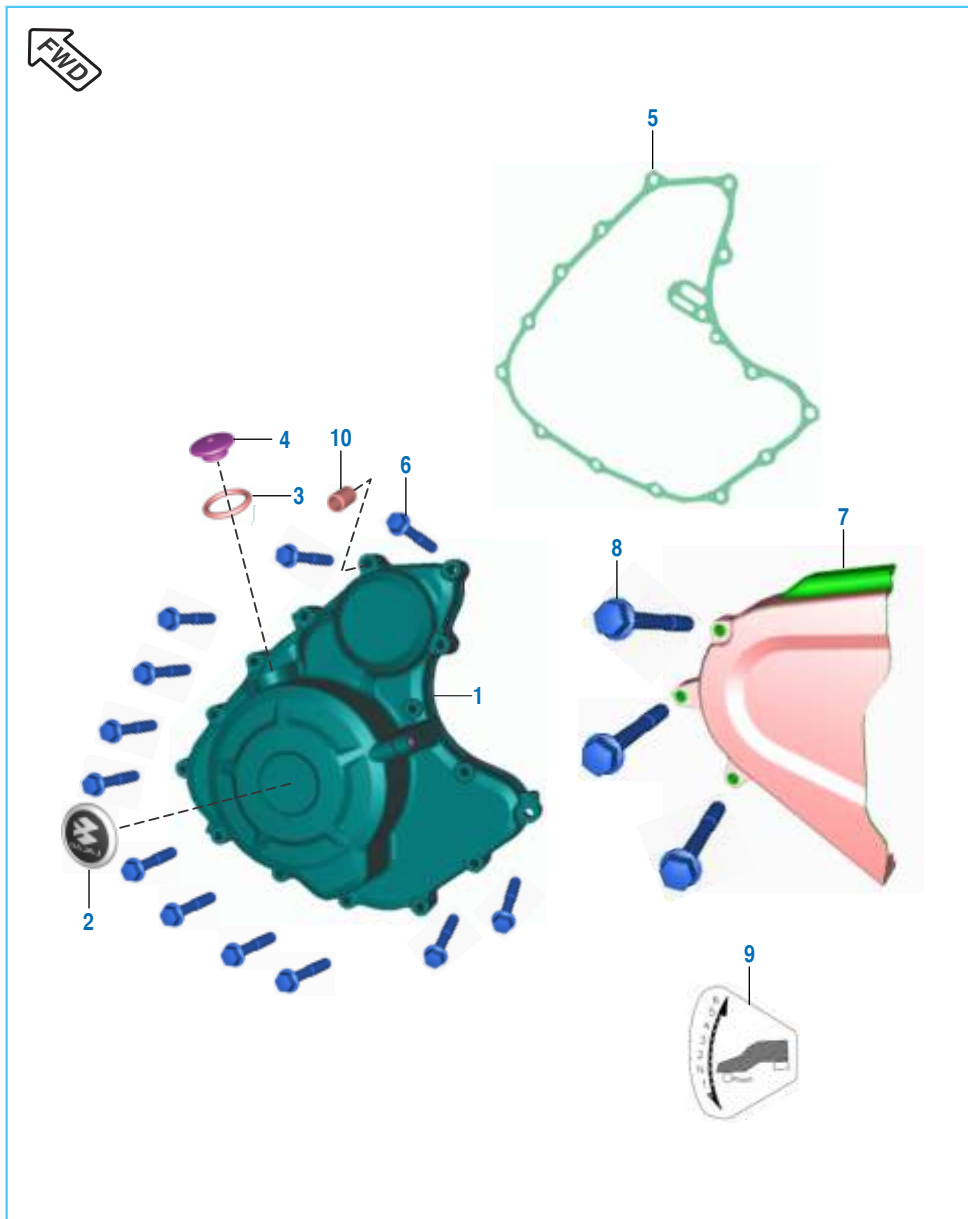
| No. | Part No.   | Description                 | Qty. |         | Remarks         |
|-----|------------|-----------------------------|------|---------|-----------------|
|     |            |                             | ABS  | NON ABS |                 |
| 22  | 56 JF24 6B | Shroud LH Silver            | 1    | 1       |                 |
|     | 56 JF24 4X | Shroud LH Black             | 1    | 1       |                 |
| 23  | 56 JF25 6B | Shroud RH Silver            | 1    | 1       |                 |
|     | 56 JF25 4X | Shroud RH Black             | 1    | 1       |                 |
| 24  | JL 6012 13 | Hose Expansion Tank         | 1    | 1       |                 |
| 25  | JG 6012 13 | Tube Drain - Expansion Tank | 1    | 1       |                 |
| 26  | JG 1710 29 | Spring Band Clip 10 MM      | 3    | 3       |                 |
| 27  | JF 1812 62 | Shroud Mounting Bracket RH  | 1    | 1       |                 |
| 28  | JL 6012 15 | Clamp - Expansion Tank      | 1    | 1       |                 |
| 29  | LB U000 53 | Screw Button Head           | 4    | 4       | M6x1xL25xBkt.   |
| 30  | JY 1812 84 | Washer Nylon                | 4    | 4       |                 |
| 31  | LA E000 55 | Bolt Flange Small           | 2    | 2       | M6x1xL16xBRIGHT |
| 32  | JG 1812 59 | Rivet Snap                  | 4    | 4       |                 |
| 33  | DJ 1810 65 | Clip Nut M6                 | 4    | 4       |                 |
| 34  | LD B000 75 | Washer                      | 4    | 4       |                 |
| 35  | LC G000 29 | NUT - FLANGE - M6 X 1P      | 4    | 4       |                 |
| 36  | LA E000 49 | Bolt Flange                 | 2    | 2       |                 |
| 37  | JF 1138 48 | Bracket radiator LH         | 1    | --      | For UG Model    |
| 38  | JF 1138 49 | Bracket radiator RH         | 1    | --      | For UG Model    |
| 39  | LJ A000 05 | Pipe coolant "T" O - ring   | 1    | --      | For UG Model    |
| 40  | JF 6012 01 | Assembly radiator           | 1    | --      | For UG Model    |

Cover Clutch



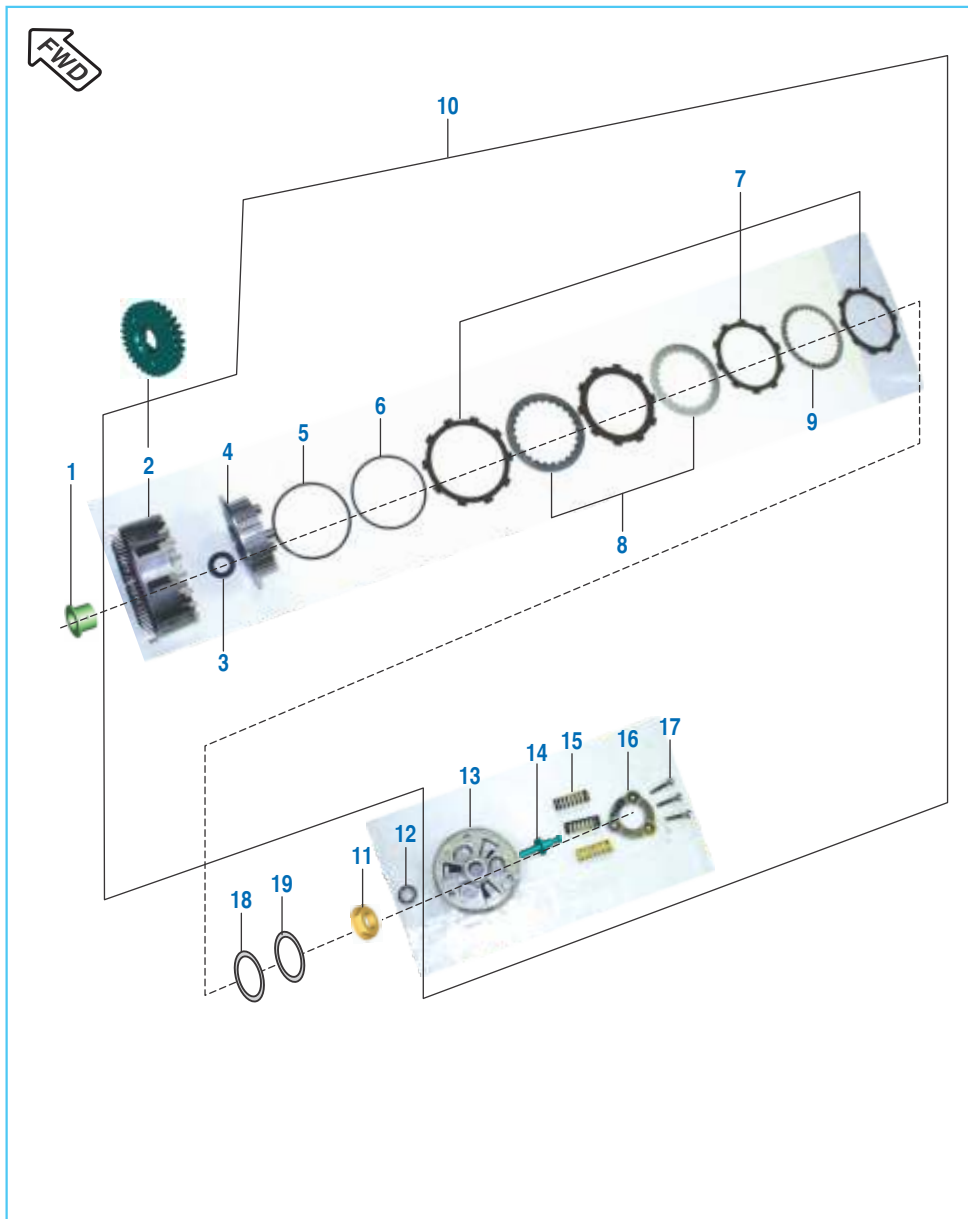
| No. | Part No.   | Description                   | Qty. |         | Remarks              |
|-----|------------|-------------------------------|------|---------|----------------------|
|     |            |                               | ABS  | NON ABS |                      |
| 1   | DT 5412 04 | Assly Clutch Cover With Nozel | 1    | 1       | Refer Kit List       |
|     | 36 JF01 65 | Clutch cover with plug        | 1    | 1       | Circular - 2018 - 02 |
| 2   | 39 1990 20 | Needle Bearing                | 1    | 1       |                      |
| 3   | 39 1041 19 | Seal Oil                      | 1    | 1       |                      |
| 4   | LD B000 20 | Washer                        | 1    | 1       |                      |
| 5   | JF 5412 10 | Spring Lever Clutch           | 1    | 1       |                      |
| 6   | JF 5412 08 | Clutch Release Shaft Assembly | 1    | 1       |                      |
| 7   | 39 1537 21 | 'O' Ring                      | 1    | 1       |                      |
| 8   | JG 5412 30 | Cap Oil Filling               | 1    | 1       |                      |
| 9   | JL 5412 22 | Label Triple Spark            | 1    | 1       |                      |
|     | JF 2332 19 | Decal cover clutch            | 1    | --      | For UG Model         |
| 10  | JL 5412 27 | Window Oil Gauge              | 1    | 1       |                      |
| 11  | DS 1012 15 | Wire Circlip                  | 1    | 1       |                      |
| 12  | 39 2016 19 | Seal Oil                      | 1    | 1       |                      |
| 13  | JY 5412 20 | Plate Position                | 1    | 1       |                      |
| 14  | AA 1014 37 | Bolt Flanged Small            | 2    | 2       |                      |
| 15  | JY 5412 25 | Gasket Clutch Cover           | 1    | 1       |                      |
| 16  | JF 5412 04 | Bracket Clutch Cable          | 1    | 1       |                      |
| 17  | KA EW06 35 | Blot Flanged                  | 12   | 12      |                      |

Cover Magneto



| No. | Part No.   | Description                 | Qty. |         | Remarks               |
|-----|------------|-----------------------------|------|---------|-----------------------|
|     |            |                             | ABS  | NON ABS |                       |
| 1   | DT 5412 03 | Magneto Cover Assembly      | 1    | 1       |                       |
|     | 52 DT06 41 | Magneto cover assy complete | 1    | 1       | Circular - 2018 - 02  |
| 2   | JL 5412 23 | Label B - Bajaj             | 1    | 1       |                       |
|     | JF 2332 18 | Decal cover magneto         | 1    | --      | For UG Model          |
| 3   | 30 1011 95 | 'O' Ring                    | 1    | 1       |                       |
| 4   | JG 5412 32 | Cap TDC Finder              | 1    | 1       |                       |
|     | JV 5412 07 | Cap TDC Finder              | 1    | --      | For UG Model          |
| 5   | JY 5412 76 | Gasket Magneto Cover        | 1    | 1       |                       |
| 6   | KA EW06 35 | Bolt Flange                 | 12   | 12      | M6 x 1 x L35 x Bright |
| 7   | DT 5412 02 | Cover LH RR                 | 1    | 1       |                       |
| 8   | KA EW06 50 | Bolt Flange                 | 3    | 3       | M6 x 1 x L50 x Bright |
| 9   | JF 2330 36 | Label Gear Shift 6 Speed    | 1    | 1       |                       |
| 10  | 39 0999 06 | Pin - Hollow Dowel          | 2    | 2       |                       |

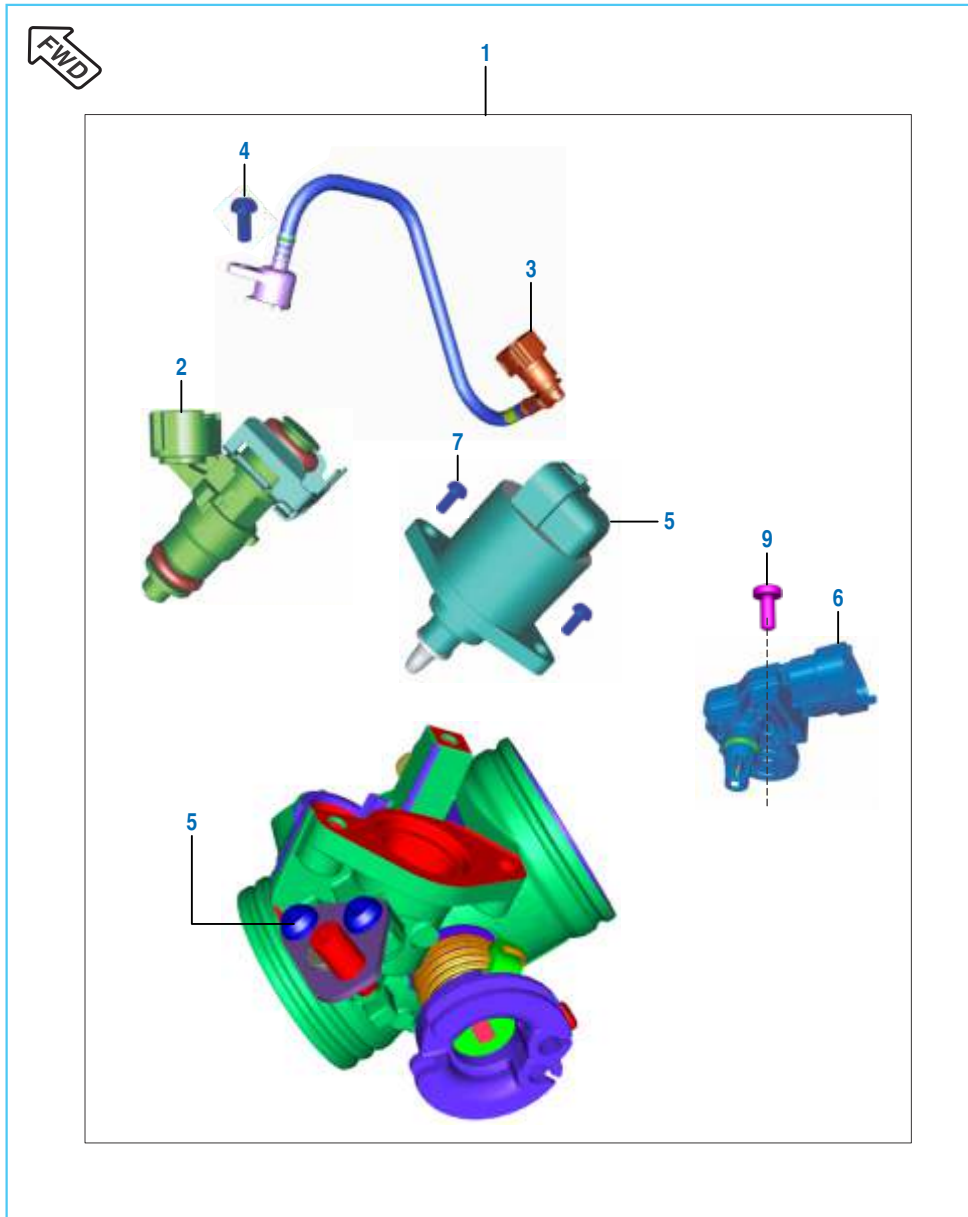
## Clutch Assembly



| No. | Part No.   | Description                 | Qty. |         | Remarks        |
|-----|------------|-----------------------------|------|---------|----------------|
|     |            |                             | ABS  | NON ABS |                |
| 1   | JY 5514 01 | Bush Collared               | 1    | 1       |                |
| 2   | 36 JF00 54 | Kit Primary Drive & Driven  | 1    | 1       | Refer Kit List |
| 3   | JY 5514 03 | Washer Clutch               | 1    | 1       |                |
| 4   | JY 5514 35 | Clutch Center               | 1    | 1       |                |
| 5   | JY 5514 42 | Spring Seat Judder          | 1    | 1       |                |
| 6   | JY 5514 41 | Spring Judder               | 1    | 1       |                |
| 7   | 36 JY01 03 | Kit Friction Plate          | 1    | 1       | Refer Kit List |
|     | 36 JF01 95 | Kit friction plate K10UG    | 1    | --      | Refer Kit List |
| 8   | JY 5514 36 | Pressure Plate - A          | 5    | 5       |                |
| 9   | JY 5514 37 | Pressure Plate - B          | 1    | 1       |                |
| 10  | JF 5515 00 | Clutch Assembly             | 1    | 1       |                |
|     | JF 5514 19 | Clutch Assembly             | 1    | --      | For UG Model   |
| 11  | LC G000 09 | Nut Hex Flanged - M16 x 1.5 | 1    | 1       |                |
| 12  | LP A000 04 | Thrust Bearing              | 1    | 1       |                |
| 13  | JY 5514 38 | Plate Clutch Pressure       | 1    | 1       |                |
| 14  | JY 5514 04 | Rod Pull                    | 1    | 1       |                |
| 15  | JY 5514 39 | Spring Clutch               | 3    | 3       |                |
|     | JY 5514 40 | Seat spring                 | 3    | --      | For UG Model   |
| 16  | JY 5514 43 | Plate Stopper               | 1    | 1       |                |
| 17  | LA D001 66 | Bolt Flanged - M6 x 35      | 3    | 3       |                |
| 18  | JY 5510 19 | Washer Plain                | 1    | 1       |                |
| 19  | DG 1012 75 | Washer Special              | 1    | 1       |                |

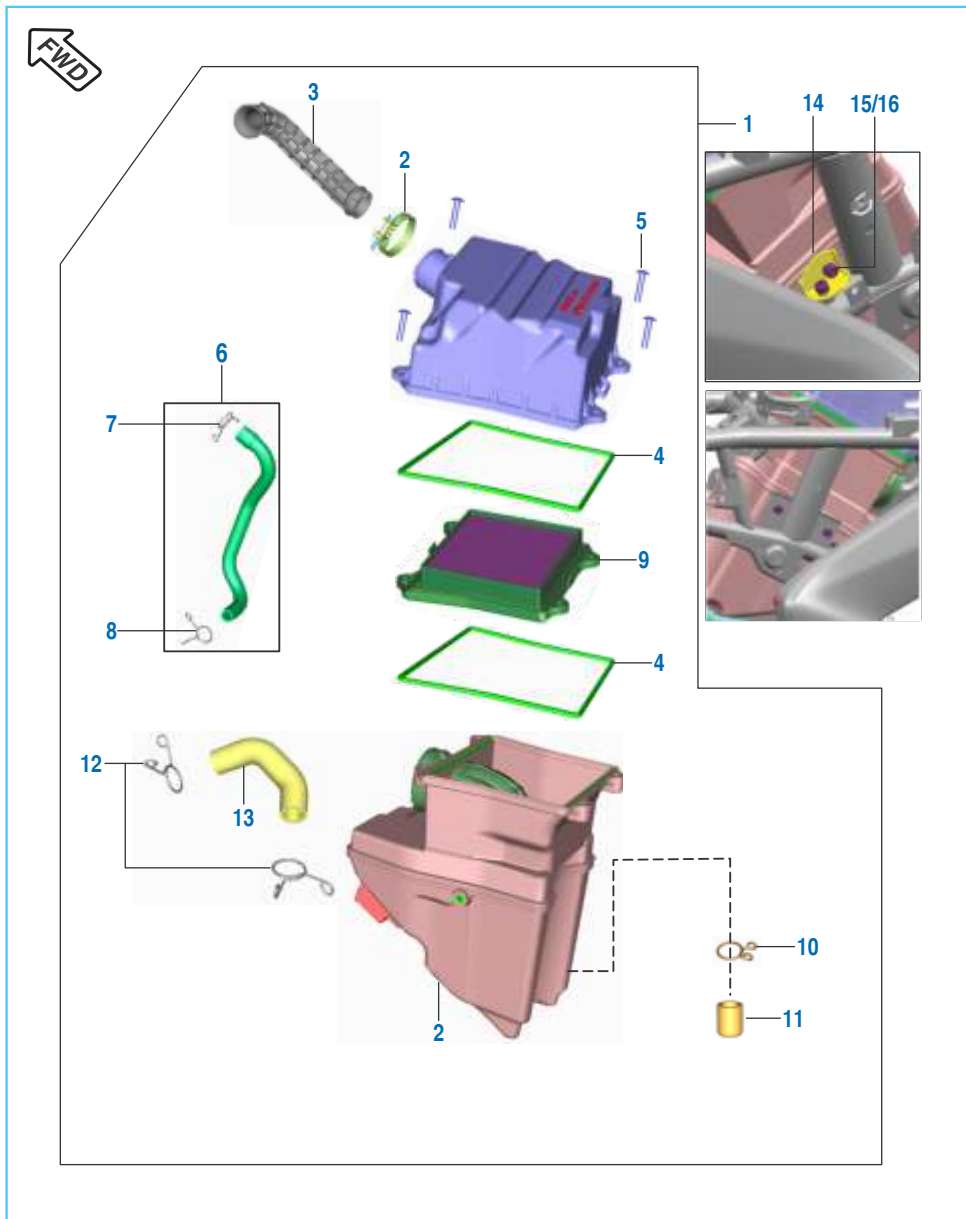


Throttle Body & Sensors



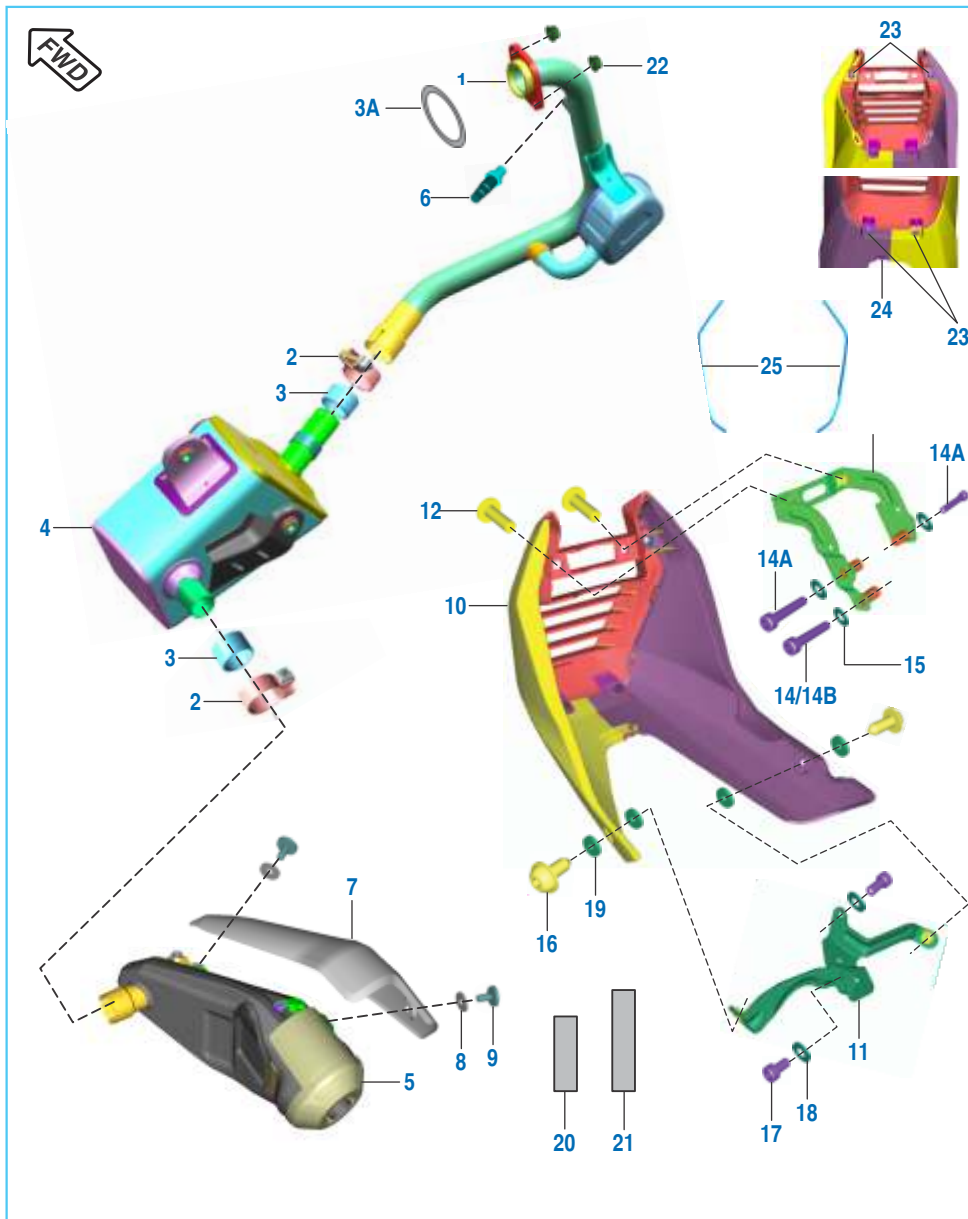
| No. | Part No.   | Description                    | Qty. |         | Remarks      |
|-----|------------|--------------------------------|------|---------|--------------|
|     |            |                                | ABS  | NON ABS |              |
| 1   | JF 6112 03 | Throttle Body EVAP             | 1    | 1       |              |
| 2   | JY 6110 00 | Fuel Injector                  | 1    | 1       |              |
| 3   | JF 6112 01 | Injector Cap & Quick Connector | 1    | 1       |              |
| 4   | JG 5814 24 | Fixing Screw M5 x 12           | 5    | 5       |              |
| 5   | JG 6112 06 | Motor Stepper                  | 1    | 1       |              |
| 6   | JG 3518 05 | Sensor T MAP                   | 1    | 1       |              |
| 7   | JG 5814 23 | Fixing Screw M5x12             | 2    | 2       |              |
| 8   | JG 5814 19 | Bracket throttle cable         | 1    | --      | For UG Model |
| 9   | JG 5814 37 | Fixing screw - M6 x 14         | 1    | --      | For UG Model |

## Air Cleaner Assembly



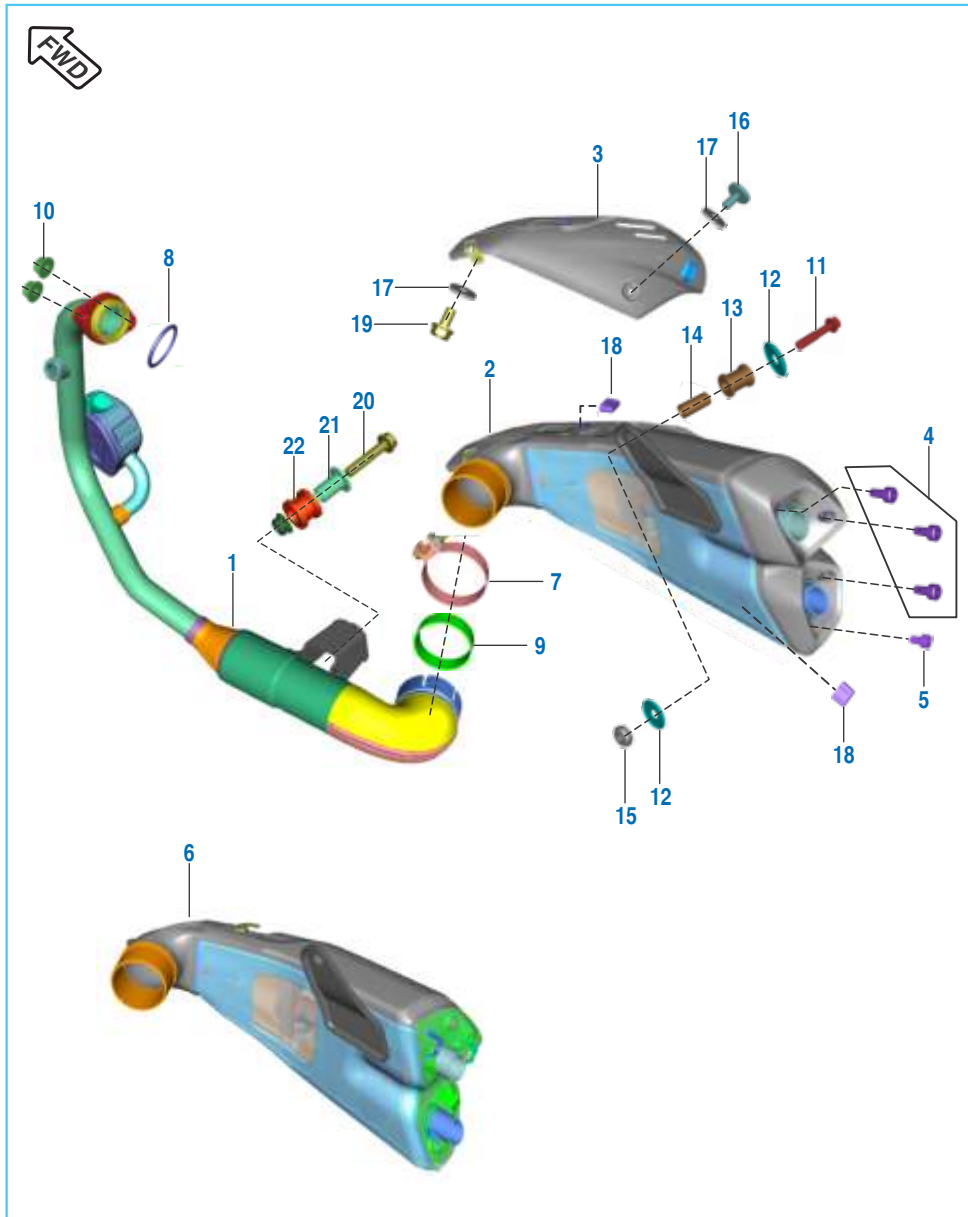
| No. | Part No.   | Description                     | Qty. |         | Remarks      |
|-----|------------|---------------------------------|------|---------|--------------|
|     |            |                                 | ABS  | NON ABS |              |
| 1   | DT 5810 79 | Assembly Air Filter Complete    | 1    | 1       |              |
|     | JF 5810 29 | Filter assembly air             | 1    | --      | For UG Model |
| 2   | JH 5812 02 | Clamp Carb Sleeve Dia 44        | 1    | 1       |              |
| 3   | JF 5810 22 | Entry Duct                      | 1    | 1       |              |
| 4   | DT 5810 28 | Seal Top Cover                  | 2    | 2       |              |
| 5   | KB UA06 30 | Screw Truss                     | 4    | 4       |              |
| 6   | DT 5810 72 | Assembly Breather Tube          | 1    | 1       |              |
|     | JF 5810 30 | Tube asly. breather with clamp  | 1    | --      | For UG Model |
| 7   | JF 5810 26 | Clamp Breather Pipe             | 1    | 1       |              |
|     | JY 5810 16 | Clamp                           | 1    | --      | For UG Model |
| 8   | JG 5810 56 | Clamp (breather tube)           | 1    | --      |              |
| 9   | 36 DT00 83 | Kit air fil elemnt & cvr O ring | 1    | 1       |              |
|     | DT 5810 62 | Filter element                  | 1    | --      | For UG Model |
| 10  | JY 5810 28 | Clamp (Breather Tube)           | 1    | 1       |              |
| 11  | JP 5810 18 | Assembly Tube Drain             | 1    | 1       |              |
| 12  | JY 5810 28 | Clamp                           | 2    | 2       |              |
| 13  | DT 5810 74 | Assly Breather Oil Return Tube  | 1    | 1       |              |
| 14  | DT 1138 56 | Bracket Filter Mounting         | 1    | 1       |              |
| 15  | 39 0219 11 | Washer Plain                    | 4    | 4       |              |
|     | JG 1812 65 | Washer                          | 4    | --      | For UG Model |
| 16  | KA CF06 12 | Bolt Socket                     | 4    | 4       |              |

## Silencer Assembly & Belly Pan



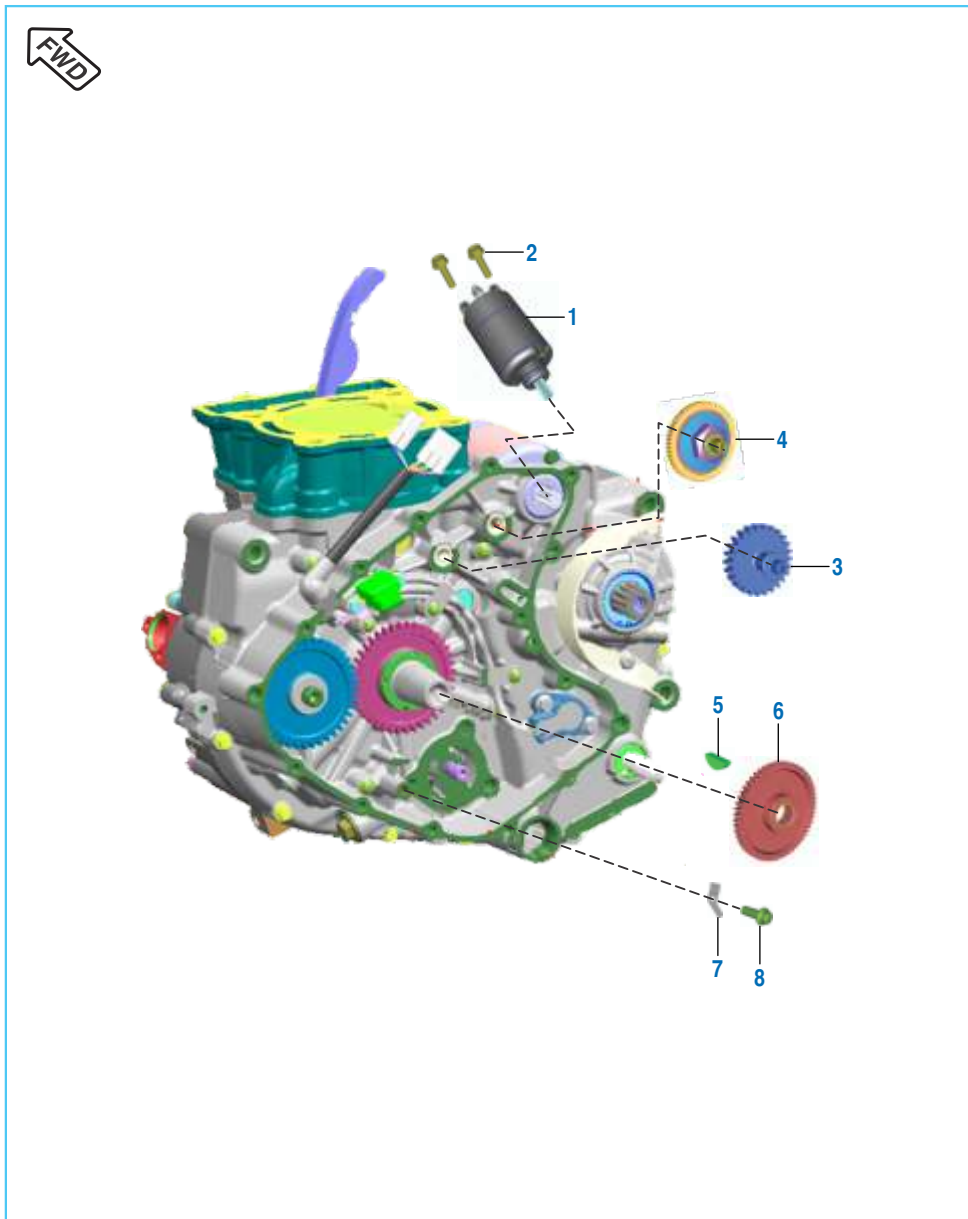
| No. | Part No.   | Description                 | Qty. |         | Remarks      |
|-----|------------|-----------------------------|------|---------|--------------|
|     |            |                             | ABS  | NON ABS |              |
| 1   | JF 5911 16 | Pipe A Assembly             | 1    | 1       |              |
| 2   | JF 5911 35 | Clamp                       | 2    | 2       |              |
| 3   | JF 5911 34 | Gasket                      | 2    | 2       |              |
| 3A  | JG 5910 70 | Gasket                      | 1    | 1       |              |
| 4   | JF 5910 65 | Muffler Assembly Complete   | 1    | 1       |              |
| 5   | JF 5911 20 | End Chamber Assly. Comp.    | 1    | 1       |              |
|     | YJ F040 03 | End chamber without shield  | 1    | 1       |              |
| 6   | JG 511010  | O2 Sensor                   | 1    | 1       |              |
| 7   | JF 5910 33 | Shield                      | 1    | 1       |              |
| 8   | LD B000 68 | Washer Plain                | 2    | 2       |              |
| 9   | LA C000 99 | Both Socket - M6            | 2    | 2       |              |
| 10  | JF 1813 14 | Assembly Belly Pan          | 1    | 1       |              |
| 11  | JF 1813 09 | Bracket Belly Pan Mtg. Rear | 1    | 1       |              |
| 12  | LA C000 08 | Screw Button Head           | 2    | 2       | M6 x 1 x L20 |
| 13  | DT 1813 07 | Bracket Belly Pan Mounting  | 1    | 1       |              |
| 14  | KA CA06 35 | Bolt Master KAC             | 2    | 2       |              |
| 14A | KA EW06 35 | Bolt flange small           | 2    | --      | For UG Model |
| 14B | KA EW06 55 | Bolt flange small           | 1    | --      | For UG Model |
| 15  | 39 0198 11 | Plain Washer                | 5    | 5       |              |
| 16  | LB U000 55 | Screw Button Head           | 2    | 2       | M6 x 1 x L15 |
| 17  | KA CF06 12 | Bolt Socket - M6 x 1 x L12  | 2    | 2       |              |
|     | KA CF06 16 | Bolt socket - M6            | 2    | --      | For UG Model |
| 18  | 39 0198 11 | Washer Plain                | 2    | 2       |              |
|     | LD B000 19 | Washer plain                | 2    | --      | For UG Model |
| 19  | JY 1812 55 | Washer End Cap              | 4    | 4       |              |
| 20  | JF 1813 23 | Foam Belly Pan 50X10mm      | 1    | 1       |              |
| 21  | JF 1813 24 | Foam Belly Pan 64X10mm      | 1    | 1       |              |
| 22  | LC G000 24 | Nut hex flanged - M8        | 2    | 2       |              |
| 23  | LB U000 68 | Screw truss - M5            | 4    | --      | For UG Model |
| 24  | BF 1850 19 | Clip plastic rivet          | 1    | --      | For UG Model |
| 25  | JF 1813 29 | Foam belly pan              | 2    | --      | For UG Model |

## Silencer Assembly - Dominar 400 Upgrade (UG)



| No. | Part No.   | Description                 | Qty. |         | Remarks |
|-----|------------|-----------------------------|------|---------|---------|
|     |            |                             | ABS  | NON ABS |         |
| 1   | JF 5912 13 | Pipe assembly complete      | 1    | --      |         |
| 2   | JF 5910 99 | Assembly muffler            | 1    | --      |         |
| 3   | JF 5912 22 | Shield muffler              | 1    | --      |         |
| 4   | KA CH06 14 | Bolt socket M6              | 3    | --      |         |
| 5   | KA CH06 10 | Bolt socket M6              | 1    | --      |         |
| 6   | JF 5911 82 | Muffler assembly W/O shield | 1    | --      |         |
| 7   | JP 5910 12 | Clamp                       | 1    | --      |         |
| 8   | JG 5910 70 | Gasket                      | 1    | --      |         |
| 9   | JP 5910 42 | Gasket muffler primary      | 1    | --      |         |
| 10  | LC G000 24 | Nut hex flanged - M8        | 2    | --      |         |
| 11  | KA DW10 50 | Bolt flanged - M10          | 1    | --      |         |
| 12  | JF 1510 47 | Washer cup                  | 2    | --      |         |
| 13  | DH 1611 55 | Damper silencer             | 1    | --      |         |
| 14  | DH 1611 57 | Tube silencer mounting      | 1    | --      |         |
| 15  | DD 1610 71 | U - Nut M10                 | 1    | --      |         |
| 16  | LA C000 99 | Bolt socket - M6            | 1    | --      |         |
| 17  | LD B000 68 | Washer plain                | 2    | --      |         |
| 18  | JY 5913 03 | Grommet shield muffler      | 2    | --      |         |
| 19  | KA DA06 12 | Bolt flanged                | 1    | --      |         |
| 20  | KA DD08 40 | Bolt flanged                | 1    | --      |         |
| 21  | DT 5913 05 | Sleeve bottom               | 1    | --      |         |
| 22  | JG 5911 00 | Damper silencer mtg. lower  | 1    | --      |         |

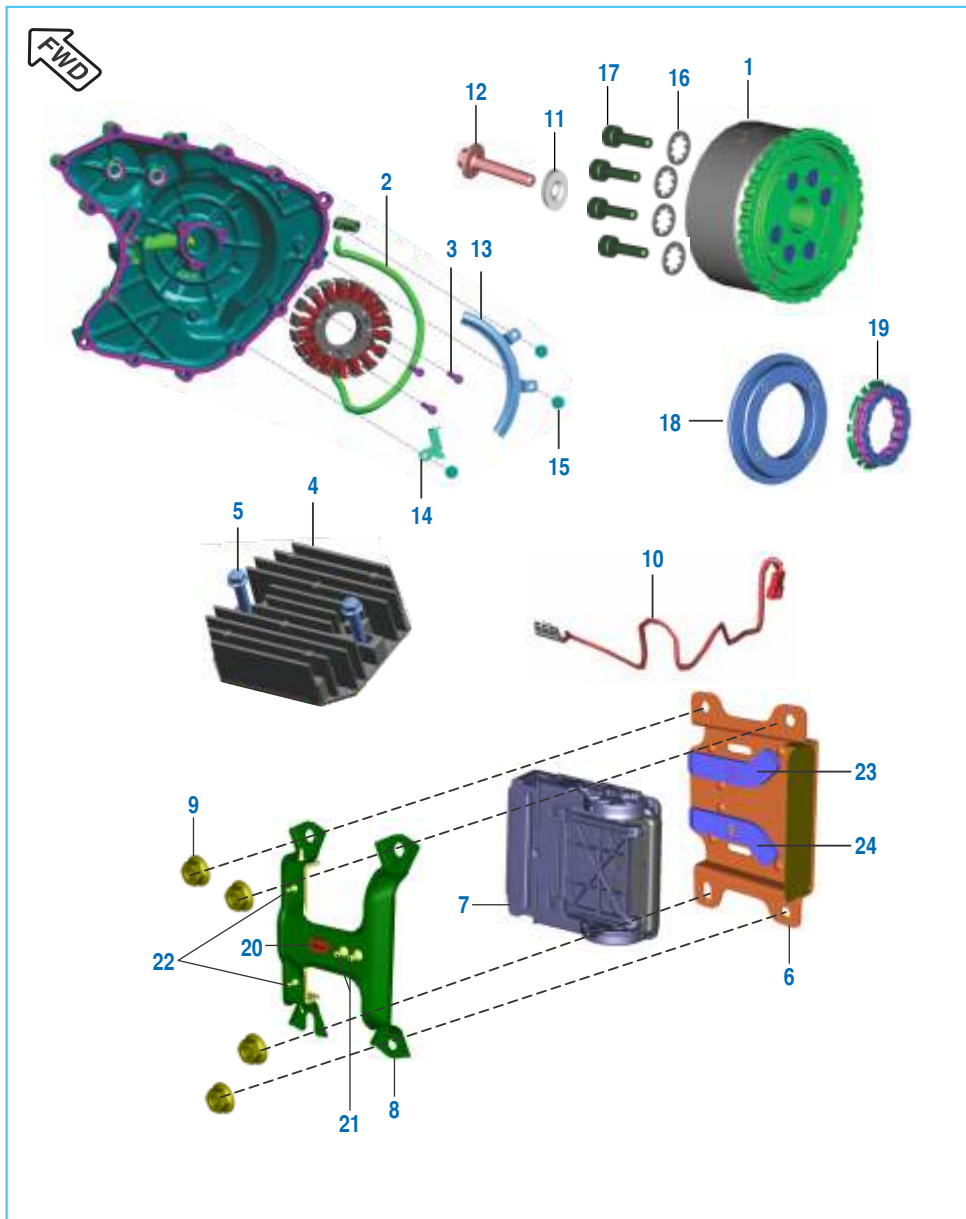
Starter Assembly



| No. | Part No.   | Description                  | Qty. |         | Remarks |
|-----|------------|------------------------------|------|---------|---------|
|     |            |                              | ABS  | NON ABS |         |
| 1   | JF 3516 00 | Starter Motor                | 1    | 1       |         |
| 2   | KA DQ06 25 | Bolt Flanged                 | 2    | 2       |         |
| 3   | JY 5512 25 | Gear Starter Counter 2       | 1    | 1       |         |
| 4   | JY 5512 26 | Gear Starter Counter 1 Assy. | 1    | 1       |         |
| 5   | 31 1011 73 | Key Woodruff                 | 1    | 1       |         |
| 6   | JY 6214 11 | Assembly Gear Starter Clutch | 1    | 1       |         |
| 7   | JY 5410 40 | Retainer Gear Starter        | 1    | 1       |         |
| 8   | LA E000 42 | Bolt Flanged                 | 1    | 1       |         |

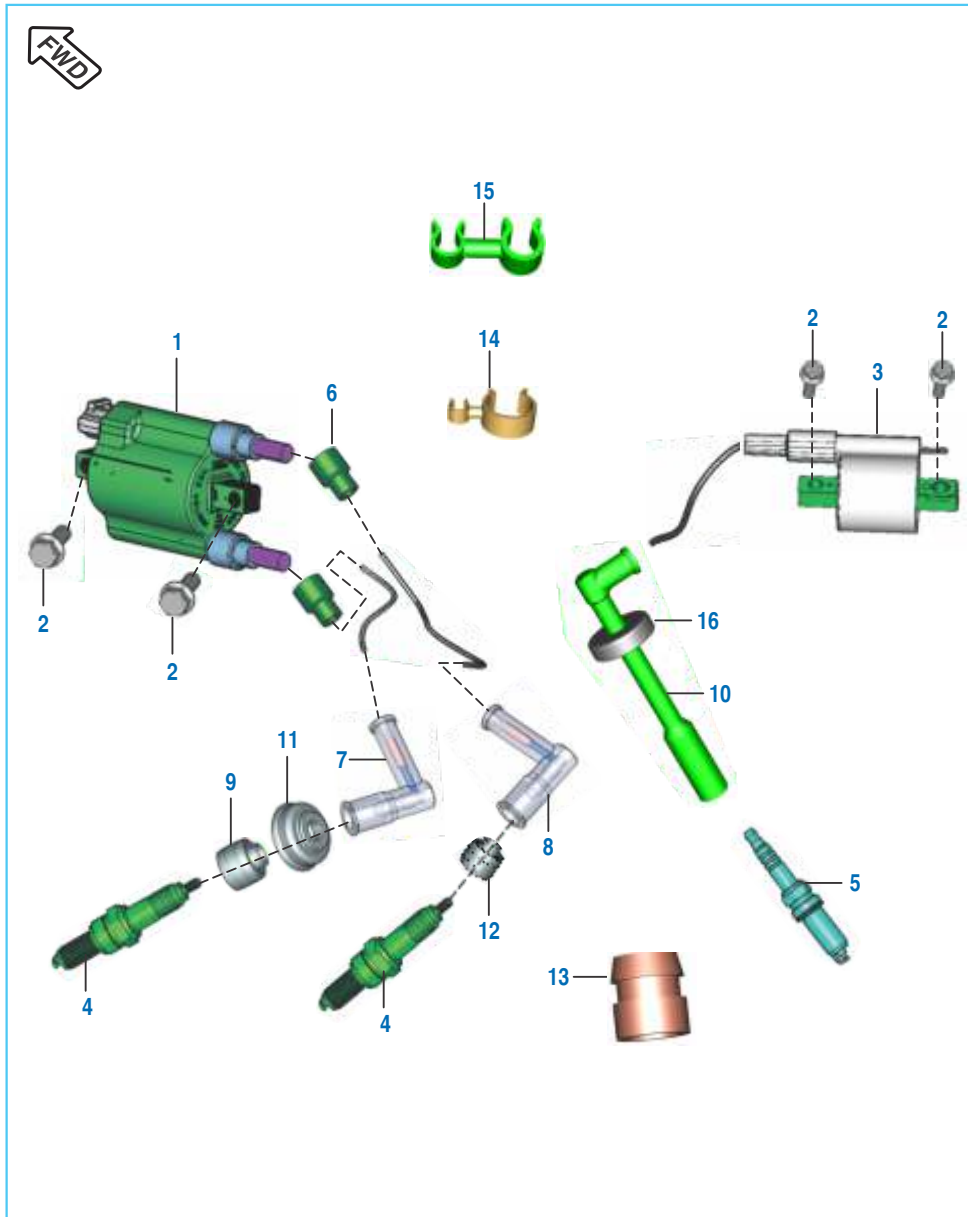


## Magneto, Regulator & ECU



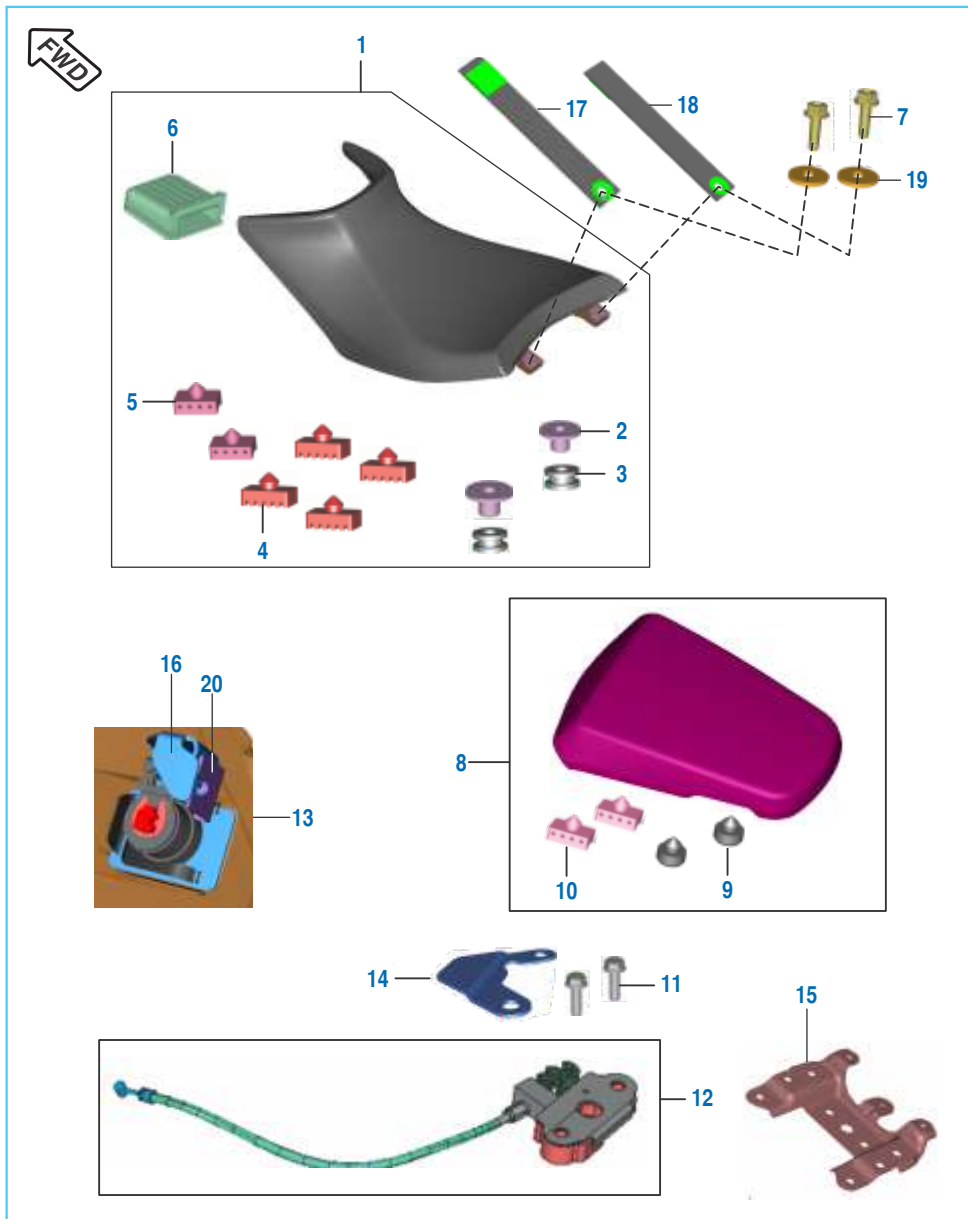
| No. | Part No.   | Description                  | Qty. |         | Remarks      |
|-----|------------|------------------------------|------|---------|--------------|
|     |            |                              | ABS  | NON ABS |              |
| 1   | JF 3510 13 | Rotor Without Clutch & BSC   | 1    | 1       |              |
| 2   | JF 3510 11 | Stator Assembly              | 1    | 1       |              |
|     | JF 3510 16 | Stator Assembly              | 1    | --      | For UG Model |
| 3   | DK 1012 84 | Hex Socket Head Screw        | 3    | 3       |              |
| 4   | JF 4020 04 | Regulator Assembly           | 1    | 1       |              |
| 5   | KA ED06 30 | Bolt - Flanged - Small       | 2    | 2       |              |
| 6   | 52 JF03 28 | Sub Asly Bkt. ECU Mtg Lower  | 1    | 1       |              |
|     | JF 1812 82 | Bracket ECU lower            | 1    | --      | For UG Model |
| 7   | JF 3514 05 | EPM44 MTB Assembly - K10     | 1    | 1       |              |
|     | JF 3514 04 | EPM44 MTB Series for prodn   | 1    | --      | For UG Model |
| 8   | 52 JY06 67 | Sub Assly. Bkt. C Sample Top | 1    | 1       |              |
|     | JY 1138 64 | Bracket ECU mtg top C smple  | 1    | --      | For UG Model |
| 9   | KC GA06 06 | Nut Hex Flanged              | 4    | 4       |              |
|     | KC GD06 06 | Nut hex flanged              | 4    | --      | For UG Model |
| 10  | JF 4022 34 | Magneto Pigtail to RR        | 1    | 1       |              |
| 11  | LD B000 41 | Plain Washer                 | 1    | 1       |              |
| 12  | LA D001 24 | Bolt Flange                  | 1    | 1       |              |
| 13  | JY 5412 22 | Plate Harness                | 1    | 1       |              |
| 14  | JY 5412 08 | Bracket Harness Magneto      | 1    | 1       |              |
| 15  | LA E000 16 | Bolt                         | 3    | 3       |              |
| 16  | 39 0849 14 | Washer                       | 4    | 4       |              |
|     | LD F000 01 | Washer toothed               | 4    | --      | For UG Model |
| 17  | LA C001 22 | Bolt Socket                  | 4    | 4       |              |
| 18  | JG 3510 19 | Body Starter Clutch          | 1    | 1       |              |
|     | JF 3510 14 | Body clutch starter          | 1    | --      | For UG Model |
| 19  | JY 5514 02 | Clutch One Way Assly         | 1    | 1       |              |
| 20  | JY 1138 77 | Damper ECU Locator           | 1    | --      | For UG Model |
| 21  | JY 1138 74 | Damper ECU C smple mtg top   | 1    | --      | For UG Model |
| 22  | JY 1710 07 | Pad rubber new ECU MY16      | 2    | --      | For UG Model |
| 23  | JY 1138 72 | Pad resting ECU C sample LH  | 1    | --      | For UG Model |
| 24  | JY 1138 73 | Pad resting ECU C sample RH  | 1    | --      | For UG Model |

H.T. Coils



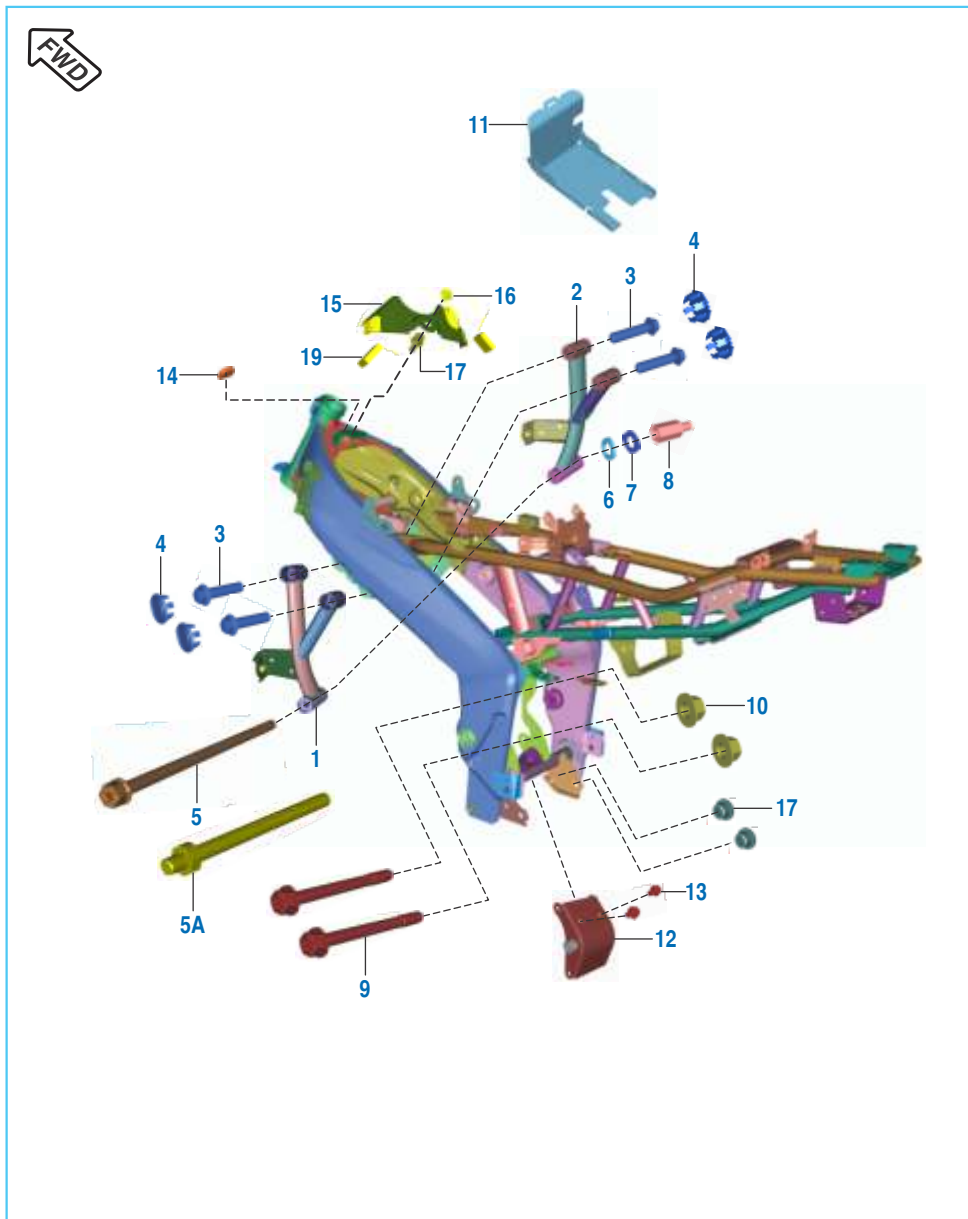
| No. | Part No.   | Description                 | Qty. |         | Remarks      |
|-----|------------|-----------------------------|------|---------|--------------|
|     |            |                             | ABS  | NON ABS |              |
| 1   | JF 3512 10 | Ignition Coil-2 with Cable  | 1    | 1       | Twin Output  |
|     | DT 3512 04 | Coil HT2 with cap           | 1    | --      | For UG Model |
| 2   | 39 1913 04 | Bolt Flange                 | 4    | 4       |              |
|     | KA ED06 20 | Bolt flanged small          | 4    | --      | For UG Model |
| 3   | JF 3512 08 | Ignition Coil-1 with Cable  | 1    | 1       |              |
|     | DT 3512 02 | Coil HT1 with cap           | 1    | --      | For UG Model |
| 4   | DK 1110 28 | Spark Plug RG6HCC           | 2    | 2       |              |
| 5   | JL 3512 18 | Spark Plug BOSCH central    | 1    | 1       |              |
| 6   | DD 1110 12 | Grommet For H. T. Cable     | 2    | 2       |              |
| 7   | JD 3512 07 | Spark Plug Cap              | 1    | 1       |              |
| 8   | AN 1110 15 | Spark Plug Cap              | 1    | 1       |              |
| 9   | DH 1110 13 | Grommet - Spark Plug        | 1    | 1       |              |
| 10  | JF 3512 12 | Spark Plug Cap              | 1    | 1       |              |
|     | JY 3512 00 | Cap spark plug              | 1    | --      | For UG Model |
| 11  | DH 1110 16 | Grommet - Sleeve Spark Plug | 1    | 1       |              |
| 12  | DD 1110 11 | Grommet - Spark Plug Cap    | 1    | 1       |              |
| 13  | JF 3512 06 | Grommet Spark Plug          | 1    | 1       |              |
| 14  | DT 1138 55 | Clamp HT coils              | 1    | --      | For UG Model |
| 15  | AN 1013 48 | Clip - hose - rotatable     | 1    | --      | For UG Model |
| 16  | JY 3512 03 | Grommet spark plug cap      | 1    | --      | For UG Model |

## Seat Assembly & Seat Lock



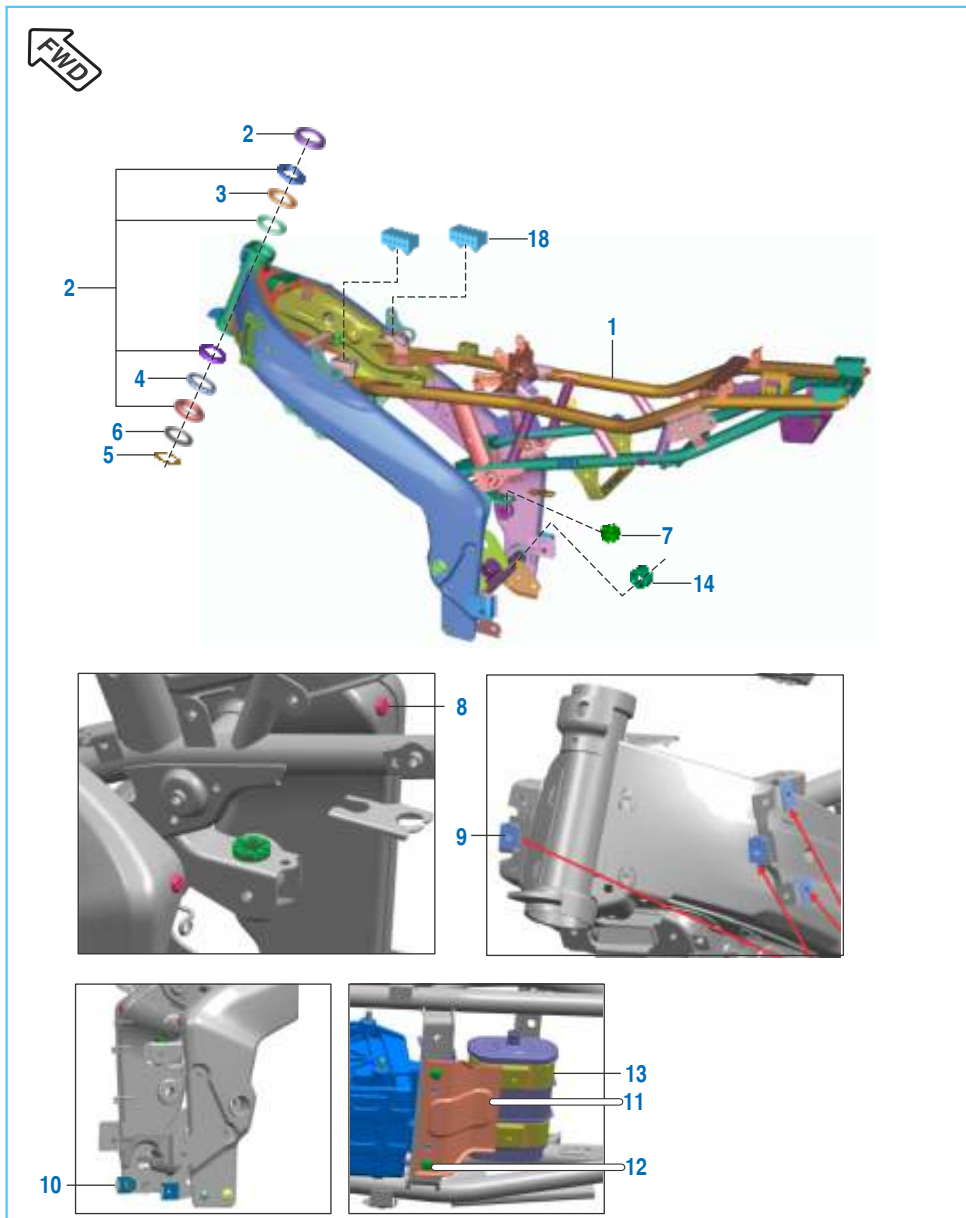
| No. | Part No.   | Description                 | Qty. |         | Remarks      |
|-----|------------|-----------------------------|------|---------|--------------|
|     |            |                             | ABS  | NON ABS |              |
| 1   | JF 1910 09 | Seat Assembly Front - K10   | 1    | 1       |              |
| 2   | JG 1910 08 | Collar - Seat               | 2    | 2       |              |
| 3   | FD 2110 06 | Grommet Seat                | 2    | 2       |              |
|     | JF 1910 16 | Rider Seat Rear Mtg Grommet | 2    | 2       |              |
| 4   | JL 1910 17 | Damper For Seat             | 4    | 4       |              |
|     | JF 1910 18 | Rider Seat Resting Damper   | 4    | 4       |              |
| 5   | JK 1910 05 | Damper Seat                 | 2    | 2       |              |
| 6   | DK 2110 07 | Damper Seat Front           | 1    | 1       |              |
|     | JF 1910 17 | Rider Seat Front Grommet    | 1    | 1       |              |
| 7   | DS 1612 87 | Flange Bolt - M6            | 2    | 2       |              |
|     | LA D001 13 | Bolt flanged - M6           | 2    | --      | For UG Model |
| 8   | JF 1910 12 | Seat Assembly Rear - K10    | 1    | 1       |              |
| 9   | JD 1910 06 | Damper Round                | 2    | 2       |              |
| 10  | JL 1910 17 | Seat Damper Front           | 2    | 2       |              |
| 11  | KA DF06 25 | Bolt Flange                 | 2    | 2       |              |
| 12  | DT 2326 05 | Seat Lock                   | 1    | 1       |              |
| 13  | JL 1510 23 | Side Lock                   | 1    | 1       |              |
| 14  | JL 2326 04 | Cover Seat Lock             | 1    | 1       |              |
| 15  | JF 1138 17 | Bracket Seat Lock           | 1    | 1       |              |
| 16  | JG 2326 03 | Bracket seat lock barrel    | 1    | --      | For UG Model |
| 17  | JF 2314 13 | Strap front LH              | 1    | --      | For UG Model |
| 18  | JF 2314 14 | Strap front RH              | 1    | --      | For UG Model |
| 19  | LD B000 15 | Washer plain                | 2    | --      | For UG Model |
| 20  | JG 1910 11 | Plate seat lock             | 1    | --      | For UG Model |

## Engine Mountings



| No. | Part No.   | Description                | Qty. |         | Remarks       |
|-----|------------|----------------------------|------|---------|---------------|
|     |            |                            | ABS  | NON ABS |               |
| 1   | JF 1134 14 | Engine Hanger LH (Tubular) | 1    | 1       |               |
|     | 56 DT02 33 | Stay hanger LH matt black  | 1    | --      | For UG Model  |
| 2   | JF 1134 15 | Engine Hanger RH (Tubular) | 1    | 1       |               |
|     | 56 DT03 33 | Stay hanger RH matt black  | 1    | --      | For UG Model  |
| 3   | KA EW08 35 | Bolt - Flanged Small       | 4    | 4       |               |
|     | LA E000 59 | Bolt - Flanged Small       | 4    | 4       | From 14.07.17 |
|     | KA Ed08 20 | Bolt flanged small         | 4    | --      | For UG Model  |
| 4   | JF 1138 41 | Cap Tube End               | 4    | 4       |               |
| 5   | JF 1111 75 | Bolt Engine Mounting       | 1    | 1       |               |
|     | LA J000 13 | Bolt Engine Mounting       | 1    | 1       | From 14.07.17 |
| 5A  | LA J000 20 | Bolt stud - M10 X L153     | 1    | --      | For UG Model  |
| 6   | LD C000 01 | Washer Leg Guard           | 1    | 1       |               |
|     | KD DB10 18 | Washer spring thin         | 1    | --      | For UG Model  |
| 7   | LD A000 12 | Washer Plain               | 1    | 1       |               |
| 8   | LC A000 14 | Nut Leg Guard Mounting     | 1    | 1       |               |
|     | LA A000 51 | Bolt - M8 (For LH & RH)    | 2    | --      | For UG Model  |
| 9   | KA DW10 B0 | Bolt Flange M10x1.25xL110  | 2    | 2       |               |
|     | LA D000 06 | Bolt Flange                | 2    | 2       | From 14.07.17 |
| 10  | 39 2723 15 | Hex Nut / Flange           | 2    | 2       |               |
| 11  | DT 1138 27 | Cover Seal Heat            | 1    | 1       |               |
| 12  | JF 1134 24 | Bracket engine middle rear | 1    | --      | For UG Model  |
| 13  | KA DT08 14 | Bolt flange - M8           | 1    | --      | For UG Model  |
| 14  | JF 1813 48 | Cap                        | 1    | --      | For UG Model  |
| 15  | JF 1813 46 | Cover frame front          | 1    | --      | For UG Model  |
| 16  | LA E000 54 | Bolt flange - M6           | 1    | --      | For UG Model  |
| 17  | LA D001 91 | Bolt flanged - M8          | 1    | --      | For UG Model  |
| 18  | DT 1813 23 | Plug 2                     | 2    | --      | For UG Model  |
| 19  | JL 1812 60 | Foam strip - 18 x 15 x 5   | 2    | --      | For UG Model  |

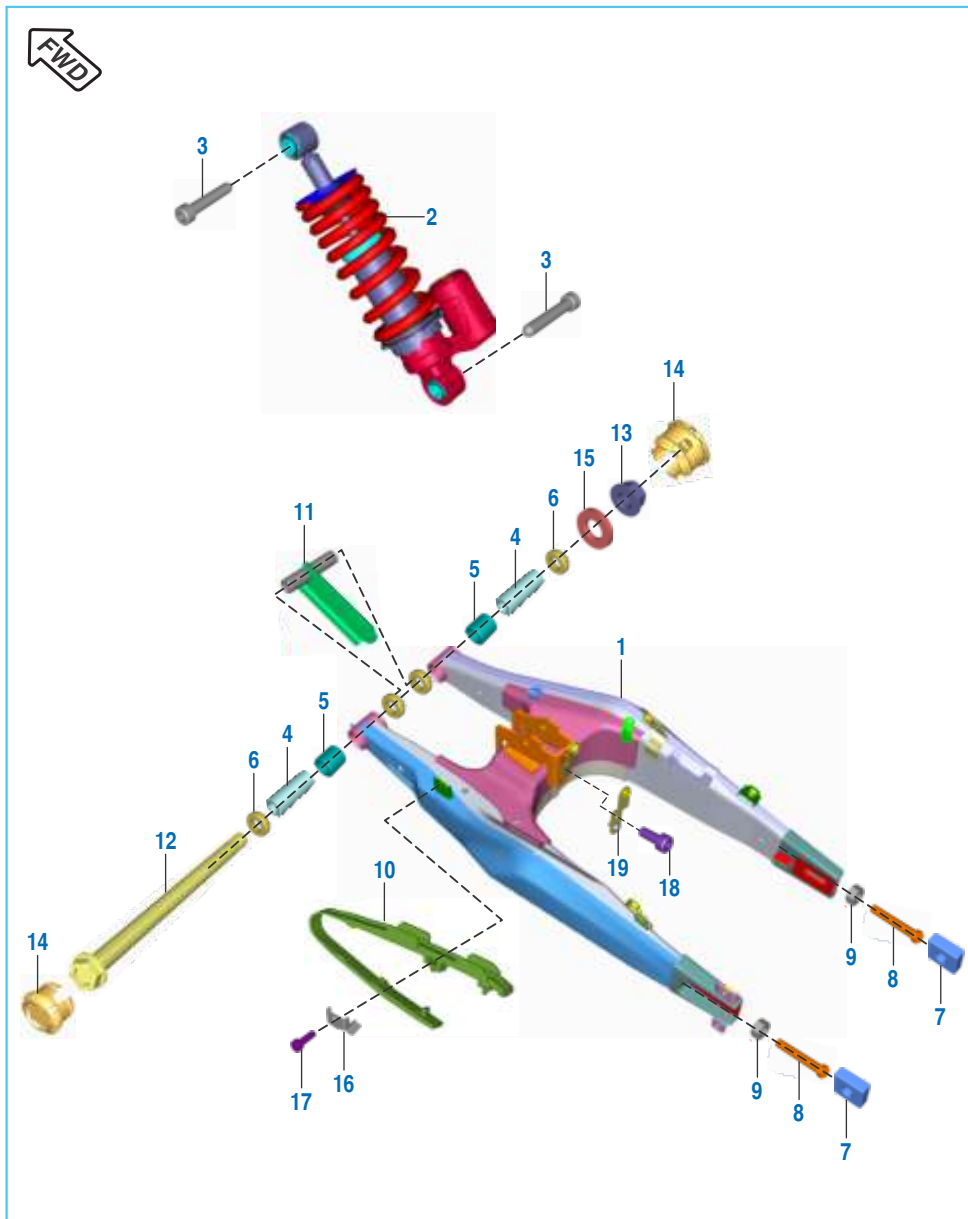
## Frame and Frame Fittings



| No. | Part No.   | Description                  | Qty. |         | Remarks              |
|-----|------------|------------------------------|------|---------|----------------------|
|     |            |                              | ABS  | NON ABS |                      |
| 1   | DT 1111 34 | Frame Assembly Complete      | 1    | 1       | Without Bearing Race |
|     | 56 DT09 Y9 | Frame Sprint matt black      | 1    | 1       | Circular - 2018 - 02 |
|     | JF 1111 92 | Frame assembly               | 1    | --      | For UG Model         |
| 2   | 36 DV00 08 | Kit Steering Cone            | 1    | 1       | Refer Kit List       |
| 3   | DK 1810 50 | Cage Bearing Steering Top    | 1    | 1       |                      |
| 4   | DK 1810 51 | Cage Bearing Steering Bottom | 1    | 1       |                      |
| 5   | DG 1810 03 | Washer                       | 1    | 1       |                      |
| 6   | DG 1810 04 | Seal Oil                     | 1    | 1       |                      |
| 7   | JL 1138 09 | Grommet Air Filter Resting   | 1    | 1       |                      |
| 8   | JF 1111 79 | Grommet Frame                | 2    | 2       |                      |
| 9   | JL 1810 27 | Clip Nut                     | 4    | 4       |                      |
| 10  | JF 1138 28 | Clip Nut                     | 2    | 2       |                      |
| 11  | JF 1138 21 | Bracket Canister Mounting    | 1    | 1       |                      |
| 12  | KA EA06 10 | Bolt Flanged                 | 2    | 2       |                      |
| 13  | JZ 1710 55 | Strap Canister               | 2    | 2       |                      |
| 14  | JF 1134 22 | Spacer                       | 1    | --      | For UG Model         |
| 15  | DK 1810 76 | Cup steering                 | 1    | --      | For UG Model         |
| 16  | DS 1611 66 | Frame tape II                | 3    | --      | For UG Model (N.I.)  |
| 17  | DJ 1612 90 | Chassis no. protection tape  | 1    | --      | For UG Model (N.I.)  |
| 18  | DS 2110 04 | Damper seat I                | 2    | --      | For UG Model         |

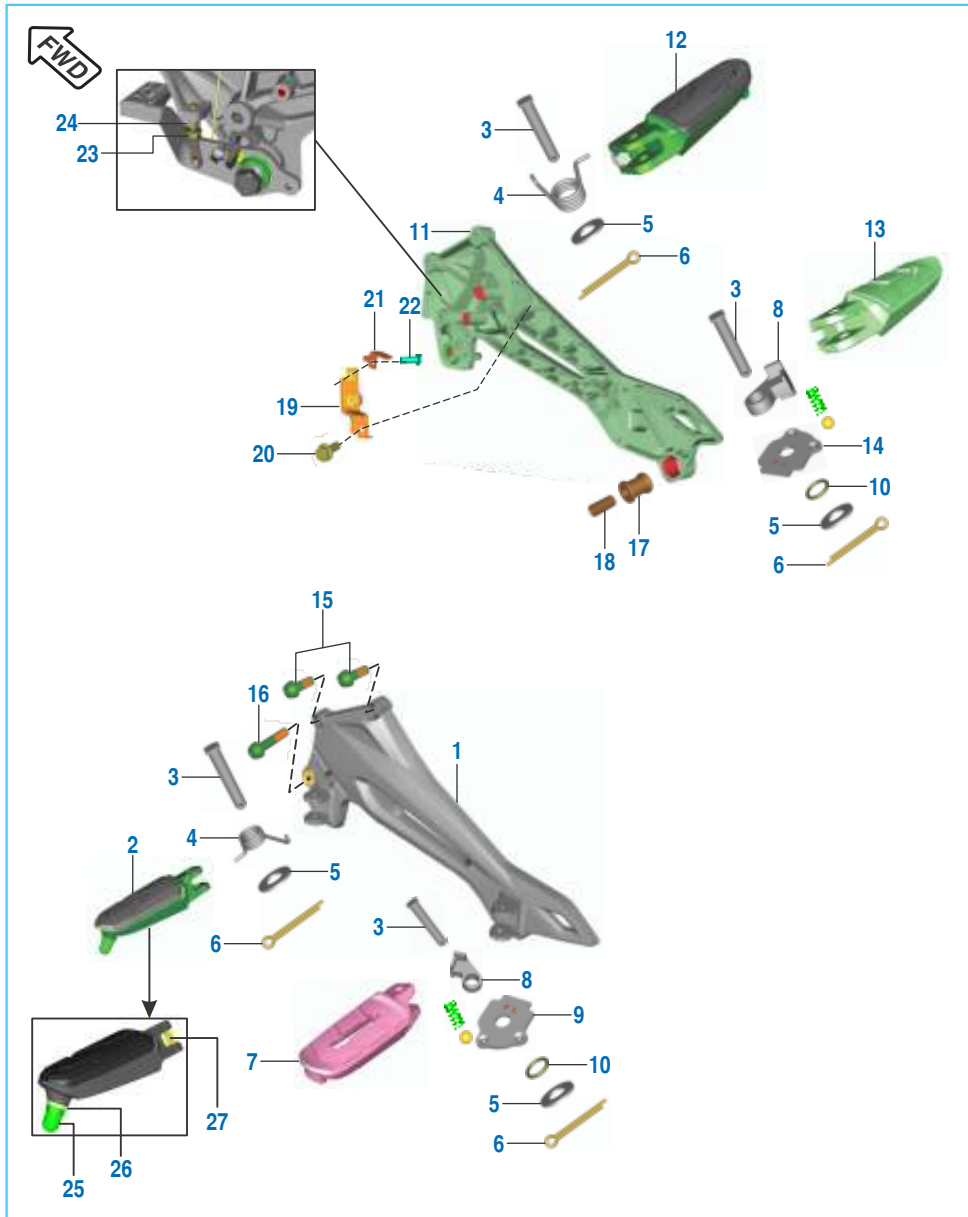


Swing Arm & Rear Shock Absorber



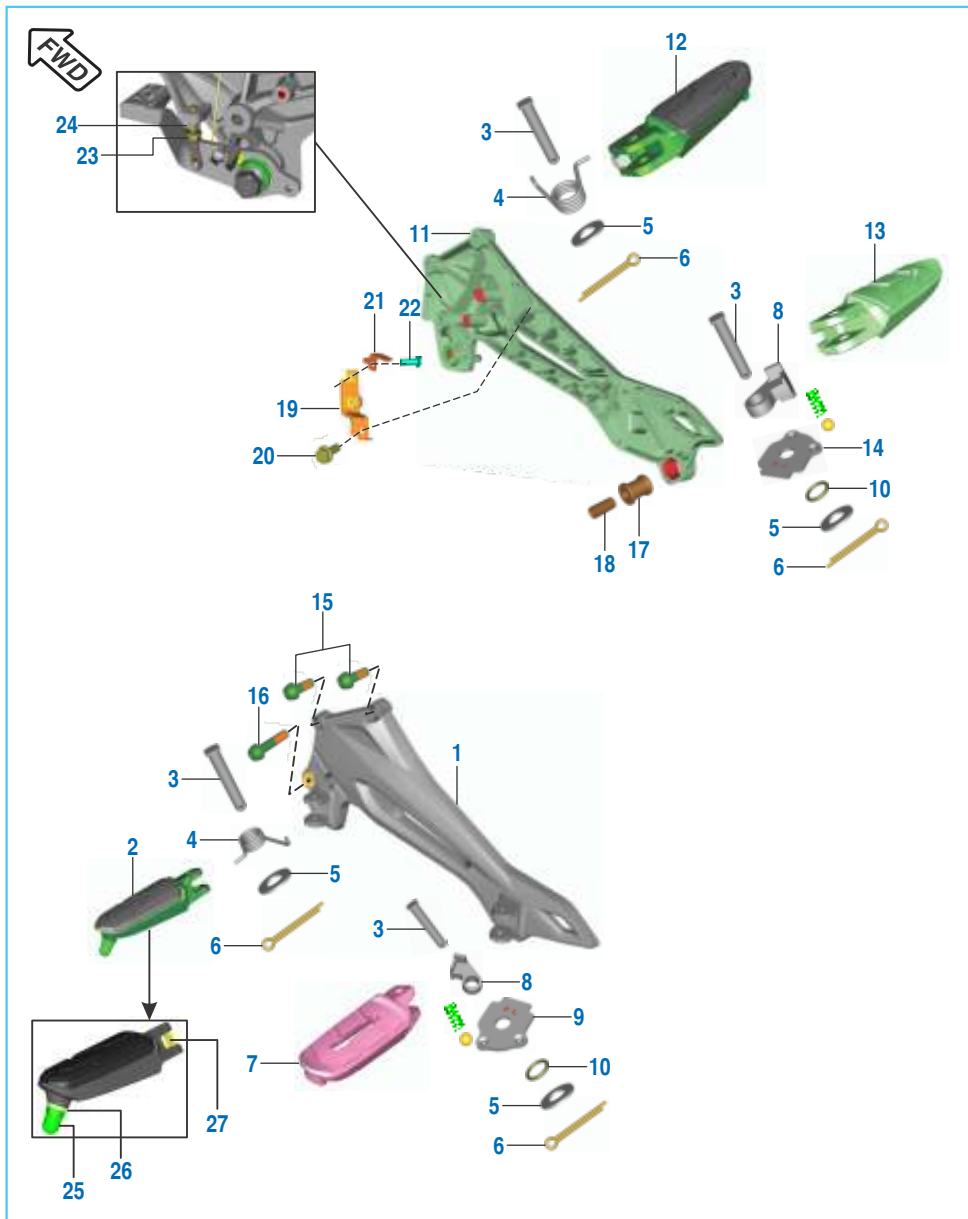
| No. | Part No.   | Description                  | Qty. |         | Remarks              |
|-----|------------|------------------------------|------|---------|----------------------|
|     |            |                              | ABS  | NON ABS |                      |
| 1   | DT 1220 17 | Swing Arm Assembly           | 1    | 1       |                      |
|     | 56 DT28 Y9 | Swing arm Sprint matt black  | 1    | 1       | Circular - 2018 - 02 |
| 2   | JF 1220 13 | Shock Absorber Mono          | 1    | 1       |                      |
|     | JF 1220 69 | Shock absorber rear          | 1    | --      | For UG Model         |
| 3   | LA C001 05 | Bolt Socket M10 x 1.25 x L55 | 2    | 2       |                      |
| 4   | DG 1710 16 | Sleeve                       | 2    | 2       |                      |
|     | DK 1710 06 | Sleeve for swing arm         | 2    | --      | For UG Model         |
| 5   | DG 1710 18 | Bearing - Needle             | 2    | 2       |                      |
| 6   | DG 1710 19 | Seal - Oil                   | 4    | 4       |                      |
| 7   | JF 1220 49 | Adjuster Chain               | 2    | 2       |                      |
| 8   | JF 1220 15 | Stud Chain Adjuster          | 2    | 2       |                      |
| 9   | KC AM08 06 | Nut Hex Thick                | 2    | 2       | M8 x 1.25 x HT.6.5   |
| 10  | JF 1220 16 | Slider Chain                 | 1    | 1       |                      |
| 11  | JF 1220 48 | Spacer Swing Arm Central     | 1    | 1       |                      |
| 12  | JL 1220 26 | Shaft Swing Arm Assembly     | 1    | 1       |                      |
|     | LA D001 08 | Axle - M14                   | 1    | --      | For UG Model         |
| 13  | 39 1053 15 | Nut                          | 1    | 1       |                      |
| 14  | DT 1138 48 | Cap Swing Arm Pivot          | 2    | 2       |                      |
| 15  | JF 1134 23 | Washer                       | 1    | --      | For UG Model         |
| 16  | JF 1220 90 | Bracket slider chain         | 1    | --      | For UG Model         |
| 17  | LA C001 15 | Bolt socket - M6             | 1    | --      | For UG Model         |
| 18  | KA CA06 16 | Bolt master KAC              | 1    | --      | For UG Model         |
| 19  | JF 1220 28 | bracket chain cover middle   | 1    | --      | For UG Model         |

## Pillion Foot Rest



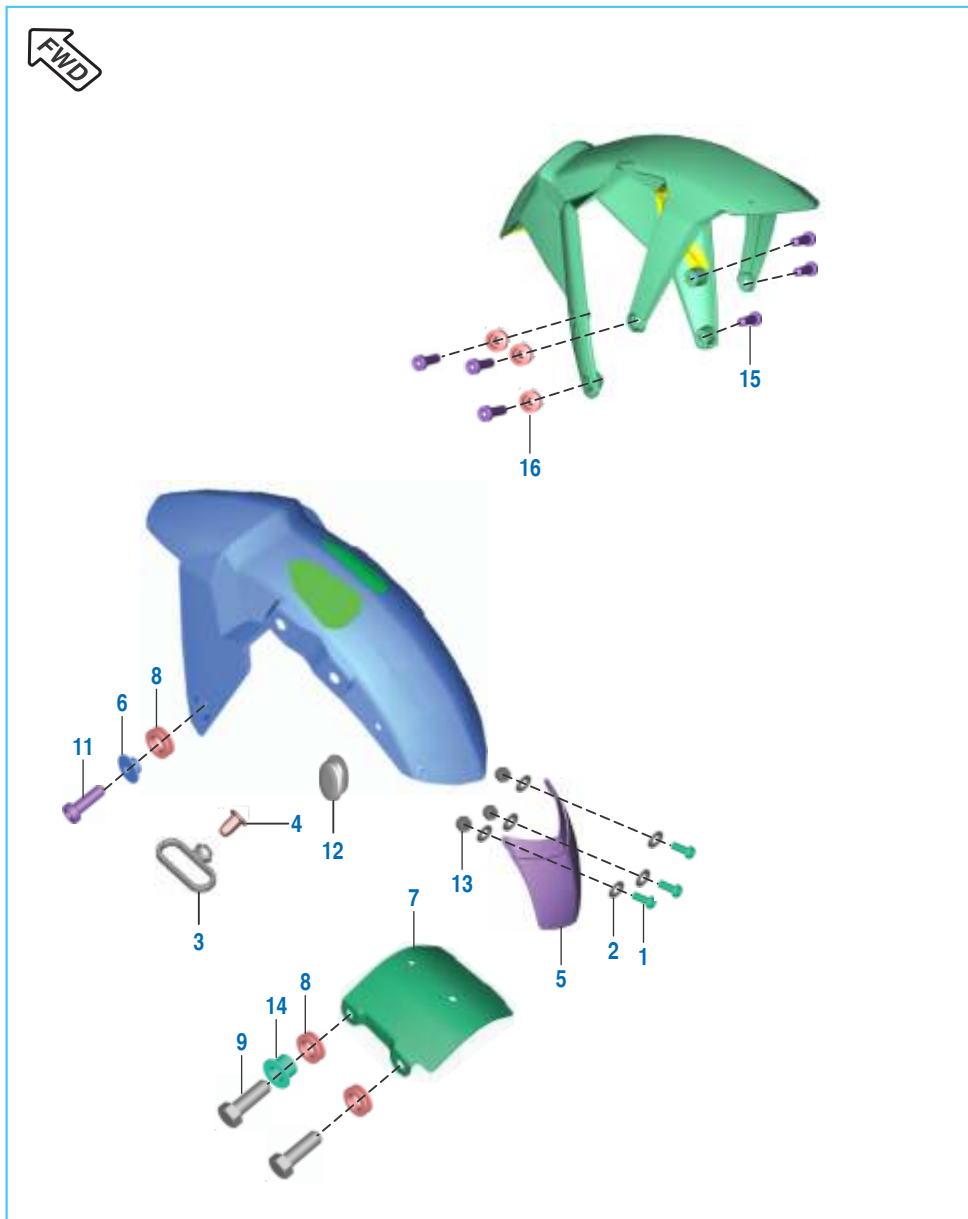
| No. | Part No.   | Description                     | Qty. |         | Remarks              |
|-----|------------|---------------------------------|------|---------|----------------------|
|     |            |                                 | ABS  | NON ABS |                      |
| 1   | JF 1130 03 | Holder Step LH                  | 1    | 1       |                      |
|     | 56 JF3X 1Y | Holder Step LH Slate Gray       | 1    | 1       |                      |
|     | 56 DT3X Y9 | Step holder LH Sprnt matt blk   | 1    | 1       | Circular - 2018 - 02 |
|     | 56 JF3X Y9 | Step holder LH Sprt Matt blk    | 1    | --      | For UG Model         |
| 2   | JL 1130 00 | Step Assembly Main LH           | 1    | 1       |                      |
|     | 56 JF3S 1Y | Rider Step Lh K10 Slate Grey    | 1    | 1       |                      |
|     | 56 DT3S Y9 | Step rider LH sprint matte blk  | 1    | --      | For UG Model         |
| 3   | LH E000 03 | Pin Clevis With Hole            | 4    | 4       |                      |
| 4   | JF 1130 12 | Spring Torsion                  | 2    | 2       |                      |
| 5   | KD AA08 16 | Washer Plain Small              | 4    | 4       |                      |
| 6   | KH AA25 20 | Pin Cotter                      | 4    | 4       |                      |
| 7   | JL 1130 14 | Step Pillion Assy Complete LH   | 1    | 1       |                      |
|     | 56 JF18 1Y | Step Pillion LH Slate Grey      | 1    | 1       |                      |
|     | 56 DT4J Y9 | Step pill assly LH Spr matt blk | 1    | 1       | Circular - 2018 - 02 |
| 8   | JL 1130 36 | Rubber Pillion Step             | 2    | 2       |                      |
| 9   | DT 1130 14 | Lock Plate LH                   | 1    | 1       |                      |
| 10  | 30 1410 31 | Ring O                          | 2    | 2       |                      |
| 11  | JF 1130 15 | Step Holder RH                  | 1    | 1       |                      |
|     | 56 JF3Y 1Y | Holder Step Rh Grey Slate       | 1    | 1       |                      |
|     | 56 DT3Y Y9 | Step holder RH Sprnt matt blk   | 1    | 1       | Circular - 2018 - 02 |
|     | 56 JF3Y Y9 | Step holder RH Sprt Matt blk    | 1    | --      | For UG Model         |
| 12  | JL 1130 07 | Step Assembly Main RH           | 1    | 1       |                      |
|     | 56 JF3T 1Y | Rider Step Rh Slate Grey        | 1    | 1       |                      |
|     | 56 DT3T Y9 | Step rider RH sprint matte blk  | 1    | --      | For UG Model         |

Pillion Foot Rest



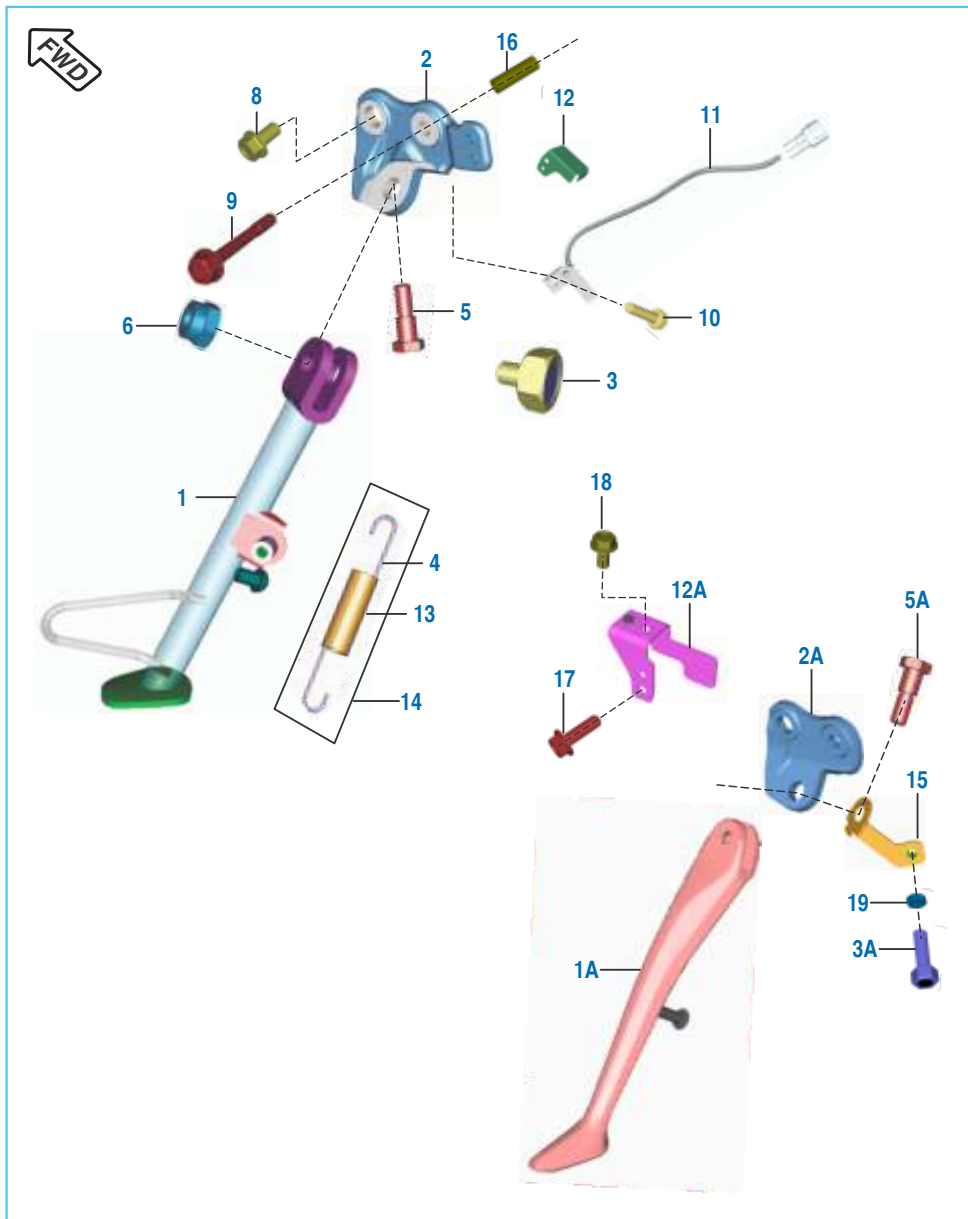
| No. | Part No.   | Description                     | Qty. |         | Remarks              |
|-----|------------|---------------------------------|------|---------|----------------------|
|     |            |                                 | ABS  | NON ABS |                      |
| 13  | JL 1130 16 | Step Pillion Assy Complete RH   | 1    | 1       |                      |
|     | 56 JF19 1Y | Step Pillion RH Slate Grey      | 1    | 1       |                      |
|     | 56 DT4K Y9 | Step pill. asly RH Spr matt blk | 1    | 1       | Circular - 2018 - 02 |
| 14  | DT 1130 15 | Lock Plate RH                   | 1    | 1       |                      |
| 15  | LA C000 78 | Bolt Socket - M8x1.25xL20       | 4    | 4       |                      |
| 16  | LA C000 79 | Bolt Socket - M8x1.25xL35       | 2    | 2       |                      |
| 17  | DH 1611 55 | Damper Silencer                 | 1    | 1       |                      |
| 18  | DH 1611 57 | Tube Silencer                   | 1    | 1       |                      |
| 19  | JF 1130 14 | Bracket Reservoir Mounting      | 1    | 1       |                      |
|     | JF 1130 36 | Bracket reservoir               | 1    | 1       | For UG Model         |
| 20  | KA DM06 16 | Bolt Flanged                    | 1    | 1       |                      |
|     | KA DD06 16 | Bolt Flanged                    | 1    | 1       | From 10.08.17        |
|     | LA D000 85 | Bolt M6 x 1                     | 1    | --      | For UG Model         |
| 21  | JL 1318 78 | Bracket Reservoir Cap           | 1    | 1       |                      |
| 22  | KB BA05 12 | Screw Pan Cross                 | 1    | 1       |                      |
| 23  | KA DD06 20 | Bolt flanged                    | 1    | --      | For UG Model         |
| 24  | KC AD06 05 | Nut hex thick                   | 1    | --      | For UG Model         |
| 25  | JL 1130 35 | Bolt - M6                       | 2    | --      | For UG Model         |
| 26  | LD A000 13 | Washer plain Dia 6.4            | 2    | --      | For UG Model         |
| 27  | DV 1610 50 | Stopper step                    | 2    | --      | For UG Model         |

Front Fender



| No. | Part No.   | Description                   | Qty. |         | Remarks      |
|-----|------------|-------------------------------|------|---------|--------------|
|     |            |                               | ABS  | NON ABS |              |
| 1   | LB B000 15 | Screw Pan Cross               | 3    | 3       |              |
| 2   | KD AE05 10 | Washer Plain Small            | 6    | 6       |              |
| 3   | DS 1611 25 | Guide - Cable                 | --   | 1       |              |
| 4   | DJ 1610 69 | Nail Cable Guide              | --   | 1       |              |
| 5   | JF 1814 34 | Flap Fender Front             | 1    | 1       |              |
|     | JF 1814 23 | Flap fender front             | 1    | --      | For UG Model |
| 6   | JF 1814 33 | Sleeve Fender Mounting        | 2    | 2       |              |
| 7   | JF 1814 29 | Fender Brace                  | 1    | 1       |              |
| 8   | DJ 1610 91 | Grommet Front Fender          | 6    | 6       |              |
| 9   | KA AC08 25 | Bolt - KAA ST-C Dia - 08 L-25 | 4    | 4       |              |
| 11  | LA C001 08 | Bolt - Hexagon Socket M6      | 2    | 2       |              |
| 12  | DT 1814 33 | Plug Front Fender             | 1    | --      |              |
| 13  | 39 0326 15 | Nut Nyloc                     | 3    | 3       |              |
| 14  | JF 1814 32 | Sleeve Brace Fender           | 4    | 4       |              |
| 15  | LA C000 71 | Bolt socket - M6              | 6    | --      | For UG Model |
| 16  | JF 1814 73 | Collar                        | 6    | --      | For UG Model |

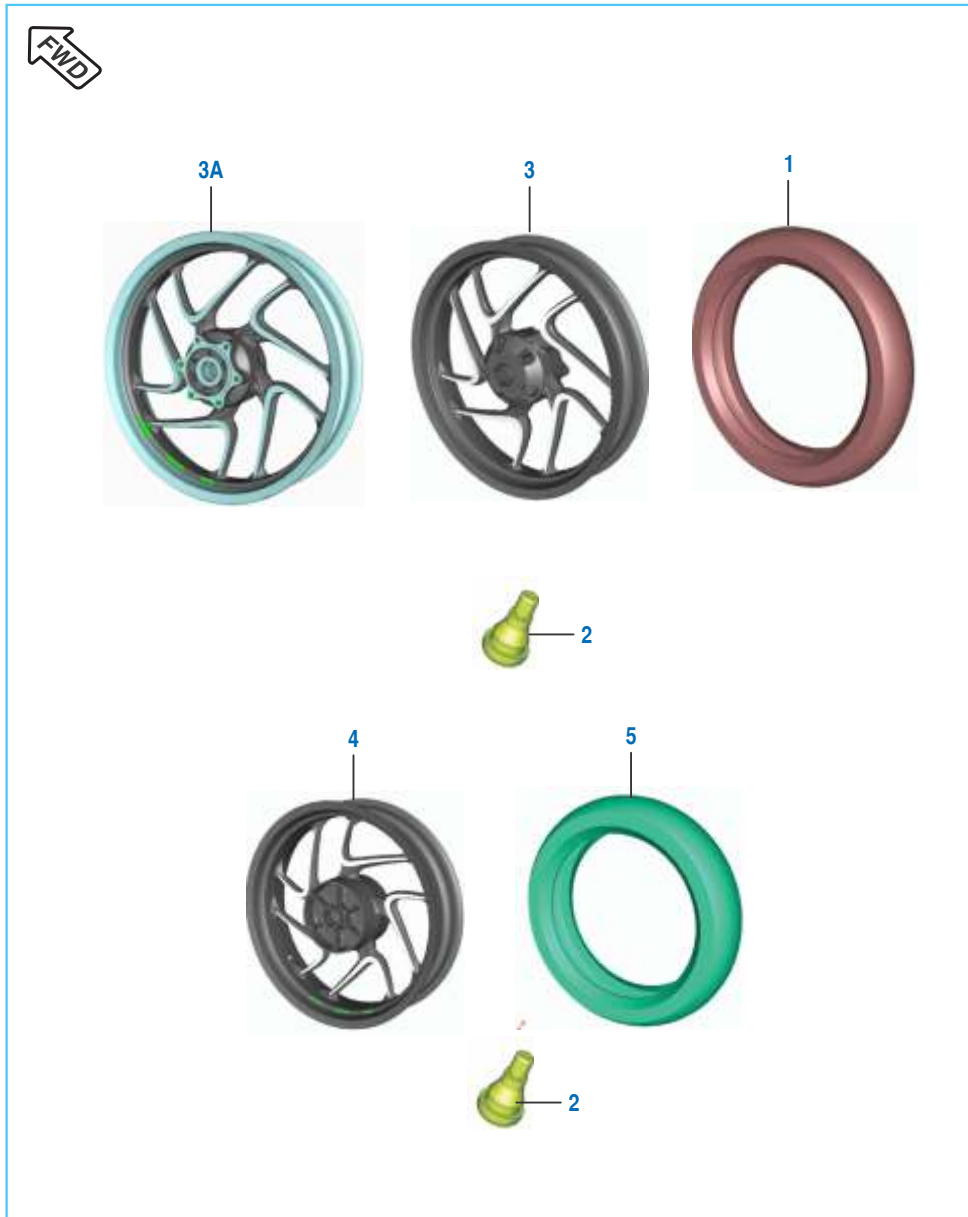
Side Stand Assembly



| No. | Part No.   | Description                  | Qty. |         | Remarks             |
|-----|------------|------------------------------|------|---------|---------------------|
|     |            |                              | ABS  | NON ABS |                     |
| 1   | JF 1132 04 | Assembly Side Stand          | 1    | 1       |                     |
| 1A  | JF 1132 12 | Stand assembly side          | 1    | --      | For UG Model        |
| 2   | DT 1132 05 | Bracket Side Stand.          | 1    | 1       |                     |
| 2A  | JF 1132 09 | Bracket stand side           | 1    | --      | For UG Model        |
| 3   | JZ 4036 01 | Magnet Holder                | 1    | 1       | (Side stand switch) |
| 3A  | AH 4014 08 | Holder magnet                | 1    | --      | For UG Model        |
| 4   | JL 1132 09 | Spring Side Stand            | 1    | 1       |                     |
| 5   | DF 1611 02 | Bolt                         | 1    | 1       |                     |
| 5A  | LA D002 31 | Bolt flange - M10            | 1    | --      | For UG Model        |
| 6   | 39 0422 15 | Nut Nyloc M10                | 1    | 1       |                     |
| 8   | LA D001 84 | Bolt Flanged                 | 1    | 1       | M8x1.25xL16xPRECOAT |
| 9   | LA D002 00 | Bolt Flanged                 | 1    | 1       | M8x1.25xL70xBright  |
| 10  | KA DB05 16 | Bolt Flanged M5              | 1    | 1       |                     |
| 11  | JF 4014 05 | Side Stand Switch            | 1    | 1       |                     |
|     | JF 4014 15 | Side Stand Switch            | 1    | --      | For UG Model        |
| 12  | JL 1138 18 | Cover Side Stand Switch      | 1    | 1       |                     |
| 12A | JF 1138 55 | Bkt. cover switch stand side | 1    | --      | For UG Model        |
| 13  | DH 1611 46 | Cover Spring Side Stand      | 1    | 1       |                     |
|     | JD 1610 06 | Sleeve brake return spring   | 1    | --      | For UG Model        |
| 14  | JF 1132 10 | Spring tension cover         | 1    | --      | For UG Model        |
| 15  | JF 1132 08 | Bracket holder magnet        | 1    | --      | For UG Model        |
| 16  | JF 1132 05 | Bush side stand mtg          | 1    | --      | For UG Model        |
| 17  | KA DS05 16 | Bolt flange - M5             | 1    | --      | For UG Model        |
| 18  | KA DD06 12 | Bolt flanged                 | 1    | --      | For UG Model        |
| 19  | KC BA06 04 | Nut hex thin - M6            | 1    | --      | For UG Model        |

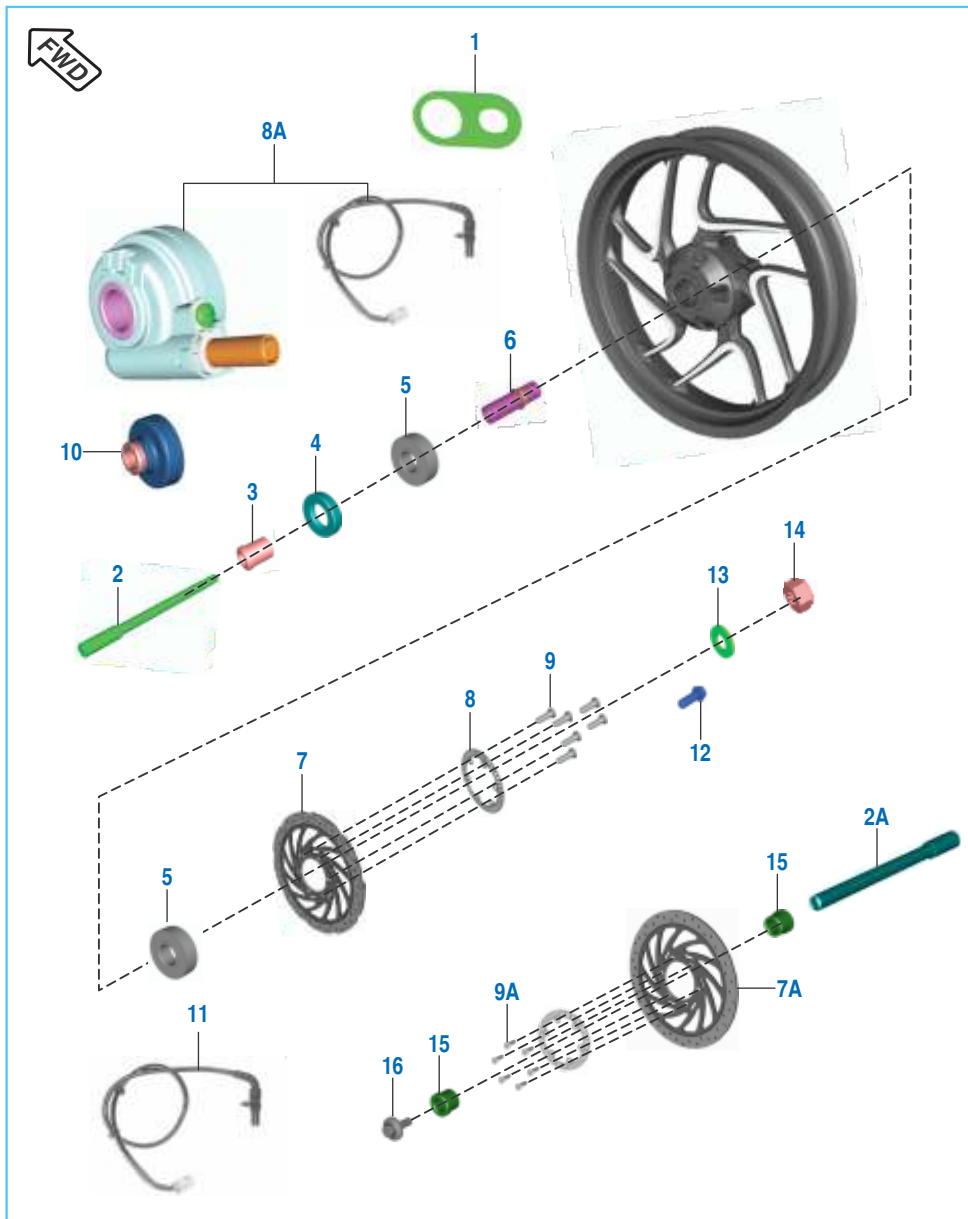


Tubeless Tyre & Rim



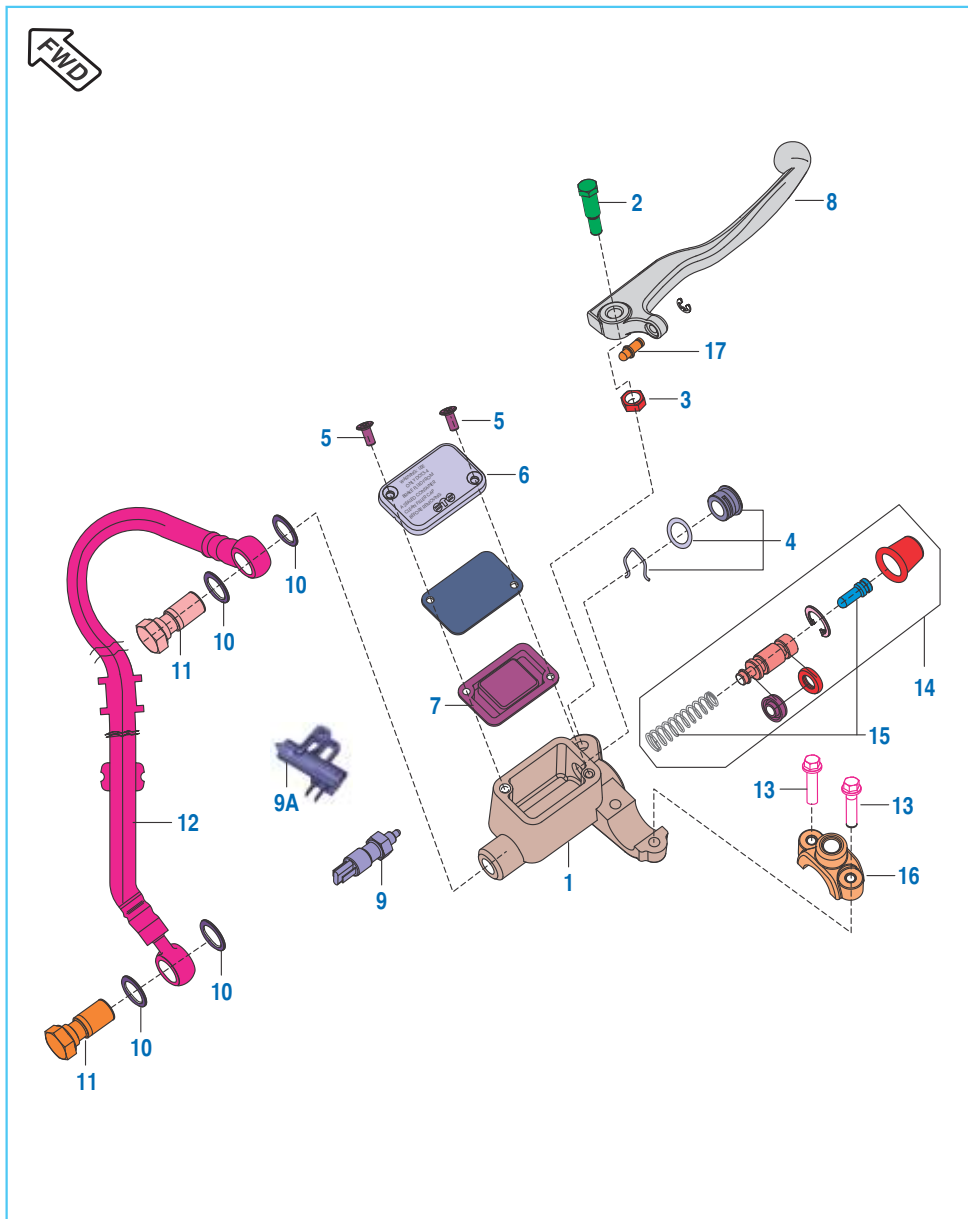
| No. | Part No.   | Description                   | Qty. |         | Remarks              |
|-----|------------|-------------------------------|------|---------|----------------------|
|     |            |                               | ABS  | NON ABS |                      |
| 1   | JG 1310 38 | Tyre Front MRF VER 7          | 1    | 1       |                      |
| 2   | DK 1510 26 | Valve Tubeless Tyre           | 2    | 2       |                      |
| 3   | JF 1310 12 | Wheel Front 3.00 X 17         | 1    | 1       |                      |
|     | 56 DT6T 37 | Front wheel matte golden sand | 1    | 1       | Circular - 2018 - 02 |
| 3A  | 56 JF6T 33 | Front wheel matt black        | 1    | --      | For UG Model         |
| 4   | JF 1312 17 | Wheel Rear 4.00 X 17          | 1    | 1       |                      |
|     | 56 DT6R 37 | Rear wheel matte golden sand  | 1    | 1       | Circular - 2018 - 02 |
|     | 56 JF6R 33 | Rear wheel matt black         | 1    | --      | For UG Model         |
| 5   | JG 1312 45 | Tyre Rear MRF VER 7           | 1    | 1       |                      |

Front Hub



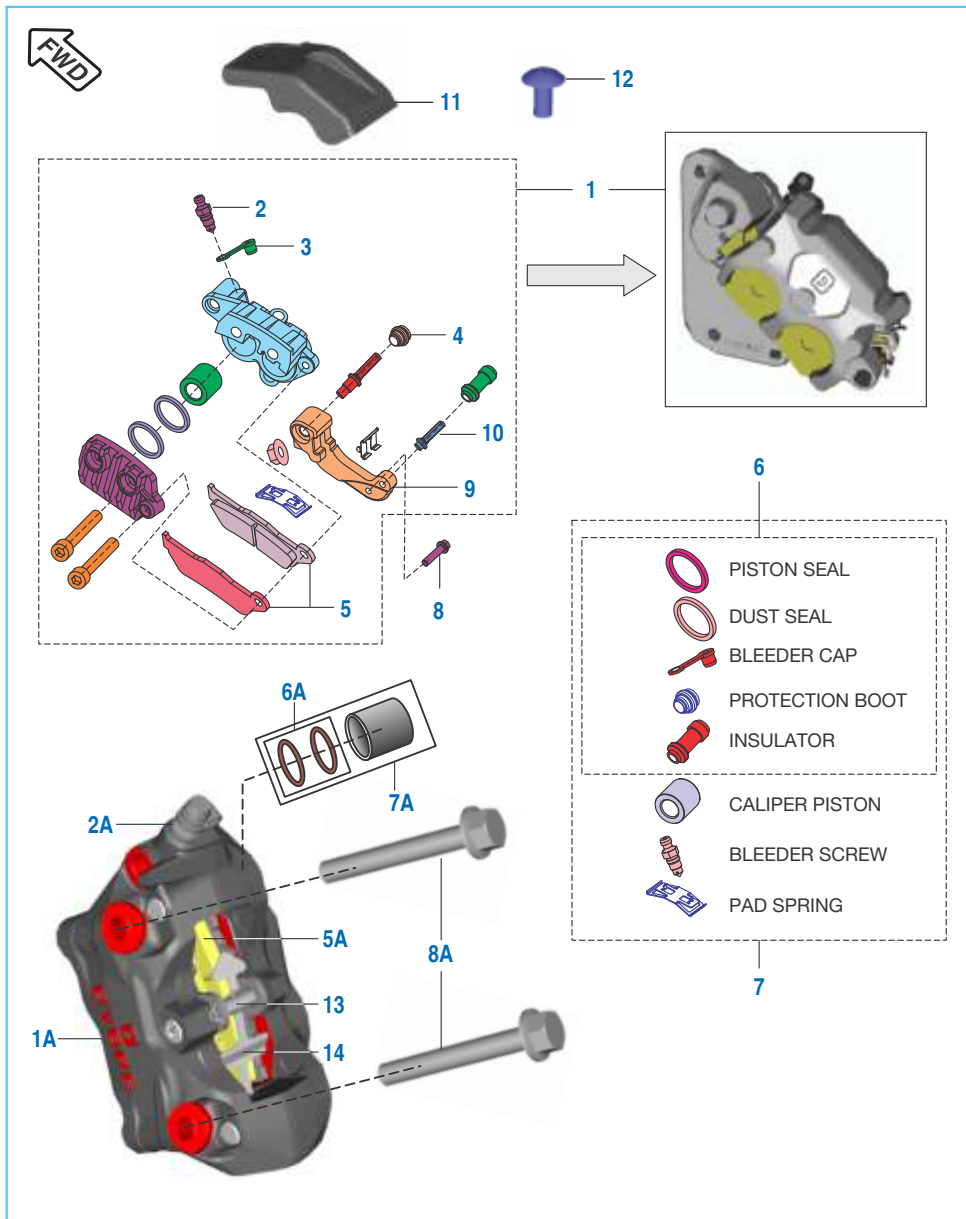
| No. | Part No.   | Description                 | Qty. |         | Remarks            |
|-----|------------|-----------------------------|------|---------|--------------------|
|     |            |                             | ABS  | NON ABS |                    |
| 1   | JF 1210 49 | Spacer Speed Sensor         | 1    | 1       | From 18.07.17      |
| 2   | JF 1310 24 | Axle Front                  | 1    | 1       | M14 x 1.5 x L214.5 |
| 2A  | JG 1310 03 | Front Axle                  | 1    | --      | For UG Model       |
| 3   | JL 1310 00 | Collar                      | 1    | 1       |                    |
| 4   | DG 1510 05 | Seal Oil                    | 2    | 2       |                    |
| 5   | KP BC62 02 | Bearing Ball C3 Clearance   | 2    | 2       |                    |
| 6   | JG 1310 01 | Spacer Assembly Front Wheel | 1    | 1       |                    |
| 7   | JF 1318 17 | Disc Front Dia 320          | 1    | --      |                    |
|     | JF 1318 46 | Disc Front Dia 300          | --   | 1       |                    |
| 7A  | JF 1318 76 | Disc brake Dia 320          | 1    | --      | For UG Model       |
| 8   | DT 1318 67 | Sensor Disc Front           | 1    | --      |                    |
| 8A  | JF 4024 13 | Vehicle Speed Sensor        | --   | 1       |                    |
|     | DK 2011 64 | Sensor speed wheel          | 1    | --      | For UG Model       |
| 9   | JD 1318 11 | Special Bolt M8             | 6    | 6       |                    |
| 9A  | JG 1318 02 | Disc mounting bolt          | 6    | --      | For UG Model       |
| 10  | DT 1310 17 | Collar Assembly Front Wheel | 1    | --      |                    |
| 11  | DT 4024 04 | Wheel Speed Sensor          | 2    | --      | Front & Rear       |
| 12  | LA E000 55 | Bolt Flange Small           | 1    | --      | M6 x 1 x L16       |
| 13  | LD B000 57 | Washer Plain                | 1    | 1       | ID 15.2xOD30xT3    |
| 14  | LC J000 05 | Nut U                       | 1    | 1       | M14x1.5xT12.5      |
| 15  | JG 1310 20 | Collar CH 0.7_0.9           | 2    | --      | For UG Model       |
| 16  | JG 1310 07 | Flange bolt M8              | 1    | --      | For UG Model       |

## Master Cylinder - Front Disc Brake



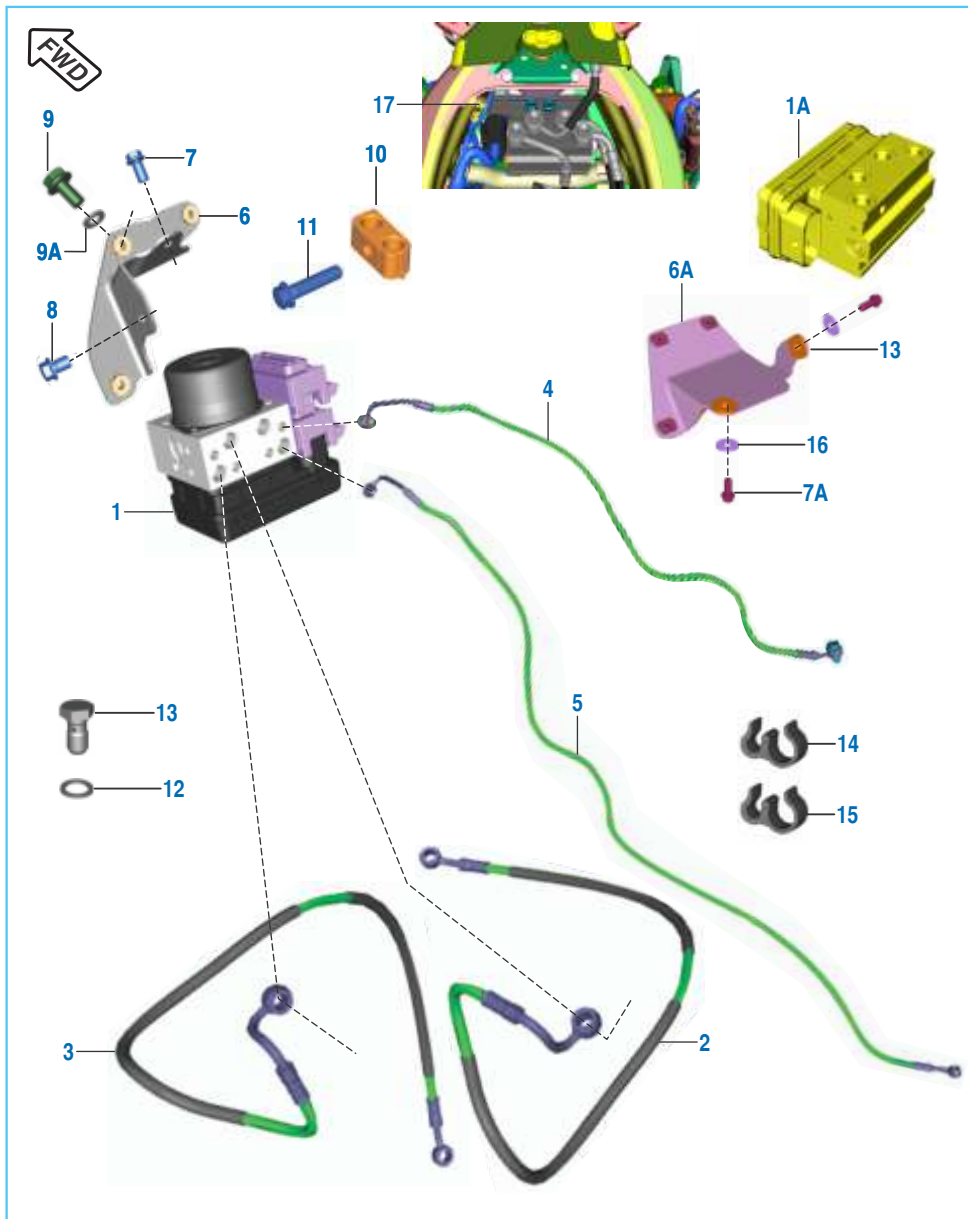
| No. | Part No.   | Description                  | Qty. |         | Remarks      |
|-----|------------|------------------------------|------|---------|--------------|
|     |            |                              | ABS  | NON ABS |              |
| 1   | JF 1318 16 | Master Cylinder Assembly     | 1    | 1       |              |
|     | JF 1318 89 | Cylinder master assly. front | 1    | --      | For UG Model |
| 2   | DJ 1910 29 | Bolt Front Bracket I         | 1    | 1       |              |
| 3   | DJ 1910 30 | Nut                          | 1    | 1       |              |
| 4   | 36 DH19 02 | Oil Window Kit               | 1    | 1       |              |
| 5   | DJ 1910 31 | Screw                        | 2    | 2       |              |
| 6   | DE 1910 29 | Cover - Reservoir            | 1    | 1       |              |
| 7   | DE 1910 28 | Diaphragm                    | 1    | 1       |              |
| 8   | JG 1610 10 | Lever Front Brake            | 1    | 1       |              |
| 9   | 36 DT00 36 | Kit Switch Front M Cylinder  | 1    | 1       |              |
| 9A  | DJ 2011 09 | Switch brake                 | 1    | --      | For UG Model |
| 10  | DE 1910 10 | Washer - Copper              | 8    | 4       |              |
| 11  | DK 1510 69 | Bolt - Banjo                 | 4    | 2       |              |
| 12  | 36 JF00 80 | Kit Hose Front Caliper       | --   | 1       |              |
| 13  | LA D000 37 | Bolt Flanged M8 x 1 x 50     | 2    | 2       |              |
| 14  | 36 DT00 34 | Major Kit M Cylinder         | 1    | 1       |              |
| 15  | 36 PD00 38 | Minor Kit M Cylinder         | 1    | 1       |              |
| 16  | 36 JF00 81 | Kit Clamp RH                 | 1    | 1       |              |
|     | 36 JF01 85 | Kit front clamp              | 1    | --      | For UG Model |
| 17  | 36 JF00 82 | Kit Push Rod                 | 1    | 1       |              |

## Caliper Assembly - Front Disc Brake



| No. | Part No.   | Description              | Qty. |         | Remarks      |
|-----|------------|--------------------------|------|---------|--------------|
|     |            |                          | ABS  | NON ABS |              |
| 1   | JF 1318 57 | Caliper Assy Brake Front | 1    | --      |              |
|     | JF 1318 59 | Caliper Assy Brake Front | --   | 1       |              |
| 1A  | JG 1318 04 | Caliper assy brake front | 1    | --      | For UG Model |
| 2   | DE 1510 46 | Screw Bleeder            | 1    | 1       |              |
| 2A  | JG 1318 11 | Bleeder screw            | 1    | --      | For UG Model |
| 3   | DE 1510 47 | Bleeder Cap              | 1    | 1       |              |
| 4   | JL 1318 07 | Boot                     | 1    | 1       |              |
| 5   | JL 1318 32 | Disc Pad                 | 1    | --      |              |
|     | JL 1318 05 | Disc Pad                 | --   | 1       |              |
| 5A  | JG 1318 10 | Disc pad                 | 1    | --      | For UG Model |
| 6   | YJ L040 05 | Minor Kit                | 1    | --      |              |
|     | DJ 1510 74 | Minor Kit                | --   | 1       |              |
|     | JL 1318 31 | Minor Kit                | 1    | --      |              |
| 6A  | JU 1318 16 | Minor kit                | 1    | --      | For UG Model |
| 7   | DJ 1510 75 | Major Kit                | --   | 1       |              |
| 7A  | JU 1318 15 | Major Kit                | 1    | --      | For UG Model |
| 8   | LA D001 98 | Bolt Caliper Mounting    | 2    | 2       |              |
| 8A  | LA D000 79 | Bolt flanged             | 2    | --      | For UG Model |
| 9   | 36 JF00 88 | Kit Bracket Sub Assembly | 1    | --      |              |
|     | 36 JF00 83 | Kit Bracket Sub Assembly | --   | 1       |              |
| 10  | 36 JF00 84 | Kit Primary Pin          | --   | 1       |              |
| 11  | JF 1318 63 | Front Disc Cover         | 1    | --      |              |
|     | JF 1318 64 | Front Disc Cover         | --   | 1       |              |
| 12  | KB UF05 10 | Screw                    | 1    | --      |              |
| 13  | 59 0400 48 | Bolt front brake pad     | 1    | --      | For UG Model |
| 14  | JG 1318 13 | Spring clip              | 1    | --      | For UG Model |

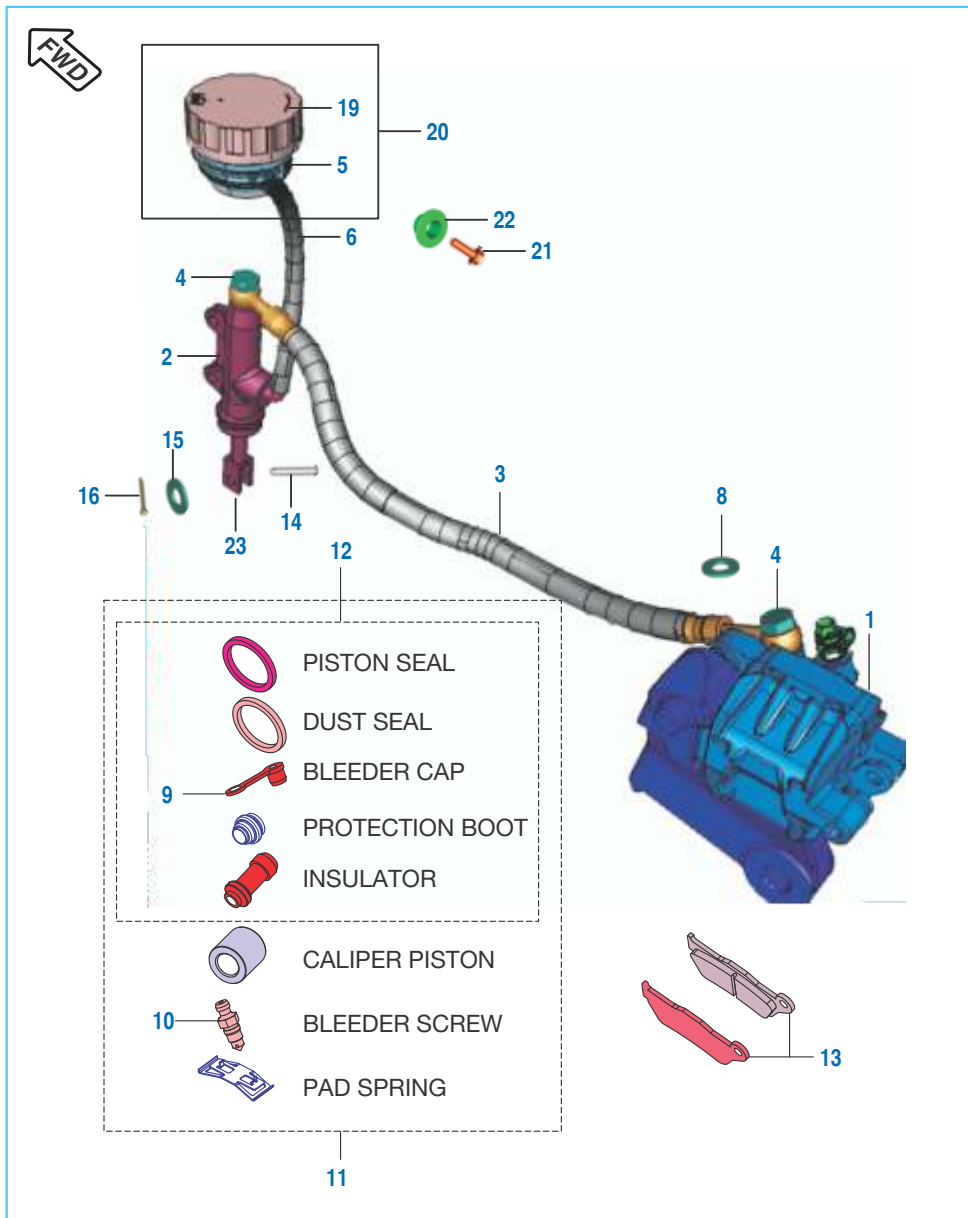
Anti Brake Lock - Unit



| No. | Part No.   | Description                     | Qty. |         | Remarks      |
|-----|------------|---------------------------------|------|---------|--------------|
|     |            |                                 | ABS  | NON ABS |              |
| 1   | JF 1318 40 | Unit ABS Dry                    | 1    | --      |              |
| 1A  | JF 1318 82 | Unit ABS                        | 1    | --      | For UG Model |
| 2   | 36 JF00 64 | Hose ABS To FR Master Cyl.      | 1    | --      |              |
|     | 36 JF01 79 | Kit hose cyl master fr unit ABS | 1    | --      | For UG Model |
| 3   | 36 JF00 65 | Hose ABS To FR Caliper          | 1    | --      |              |
|     | 36 JF01 80 | Kit hose unit ABS caliper front | 1    | --      | For UG Model |
| 4   | 36 JF00 66 | Hose ABS To RR Master Cyl.      | 1    | --      |              |
|     | 36 JF01 81 | Kit hose cyl master rr unit ABS | 1    | --      | For UG Model |
| 5   | 36 JF00 78 | Hose ABS To RR Caliper          | 1    | --      |              |
|     | 36 JF01 82 | Kit hose unit ABS caliper rear  | 1    | --      | For UG Model |
| 6   | DT 1138 50 | Bracket Front ABS Mounting      | 1    | --      |              |
| 6A  | JF 1138 52 | Bracket unit ABS with bush      | 1    | --      | For UG Model |
| 7   | KA ED06 12 | Bolt Flanged Small              | 1    | --      |              |
| 7A  | DH 1013 85 | Bolt flanged - M6               | 2    | --      | For UG Model |
| 8   | KA ED06 08 | Bolt Flanged Small              | 1    | --      |              |
| 9   | LA E000 21 | Bolt Flanged - M6 x 12          | 3    | --      |              |
| 9A  | 39 0254 11 | Washer plain                    | 3    | --      | For UG Model |
| 10  | DT 1318 75 | Clamp For ABS Hose              | 1    | --      |              |
| 11  | KA EW06 25 | Bolt Flange Small - M6x1xL25    | 1    | --      |              |
| 12  | DE 1910 10 | Copper Washer                   | 8    | --      |              |
| 13  | DK 1510 69 | Benjo Bolt                      | 4    | --      |              |
| 14  | DT 1318 78 | Clamp W                         | 1    | --      |              |
| 15  | JF 1318 54 | Clamp W                         | 1    | --      |              |
| 16  | 39 1309 11 | Plain washer                    | 2    | --      | For UG Model |
| 17  | KA DF06 08 | Bolt flanged                    | 1    | --      | For UG Model |

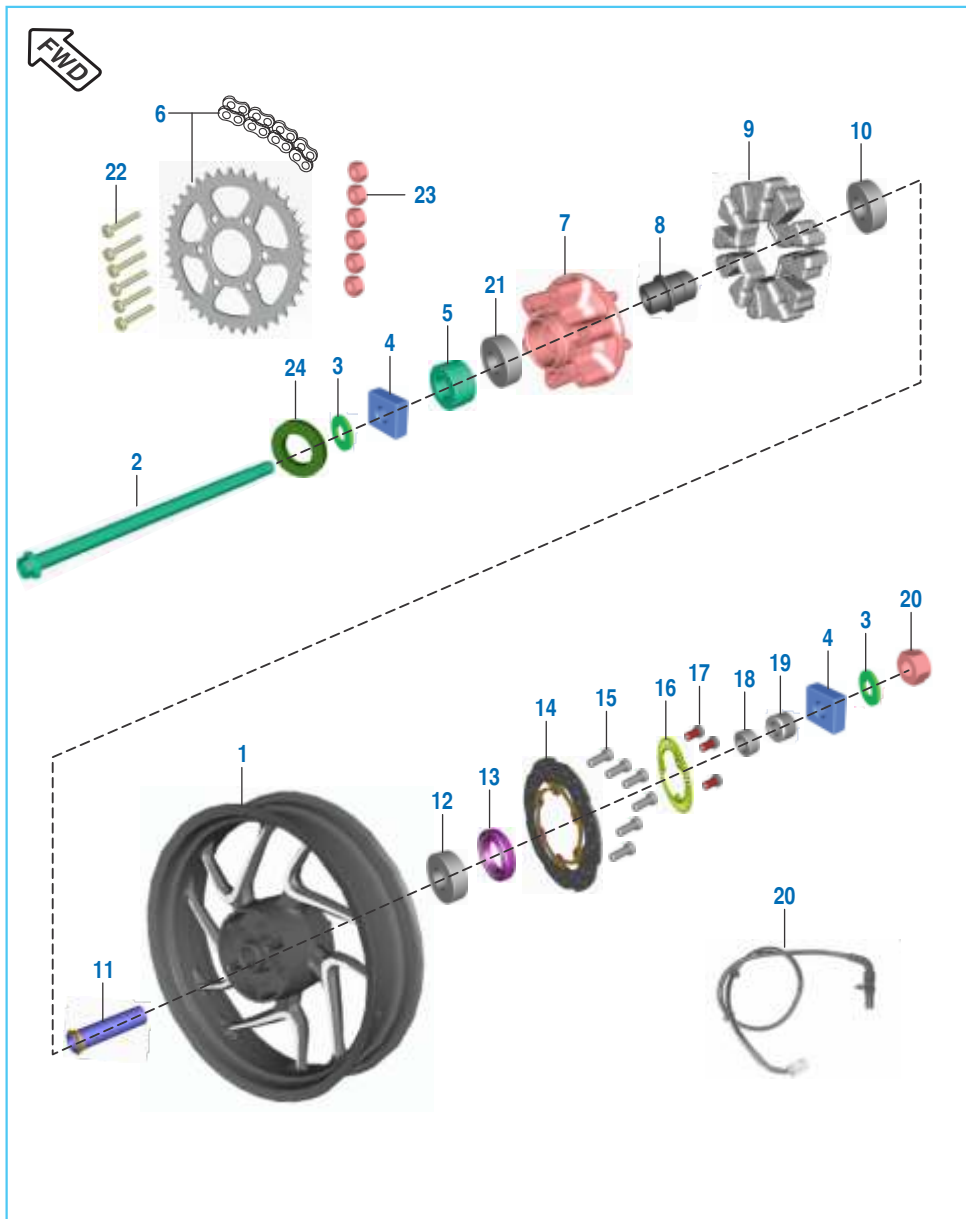


## Rear Disc Brake Assembly



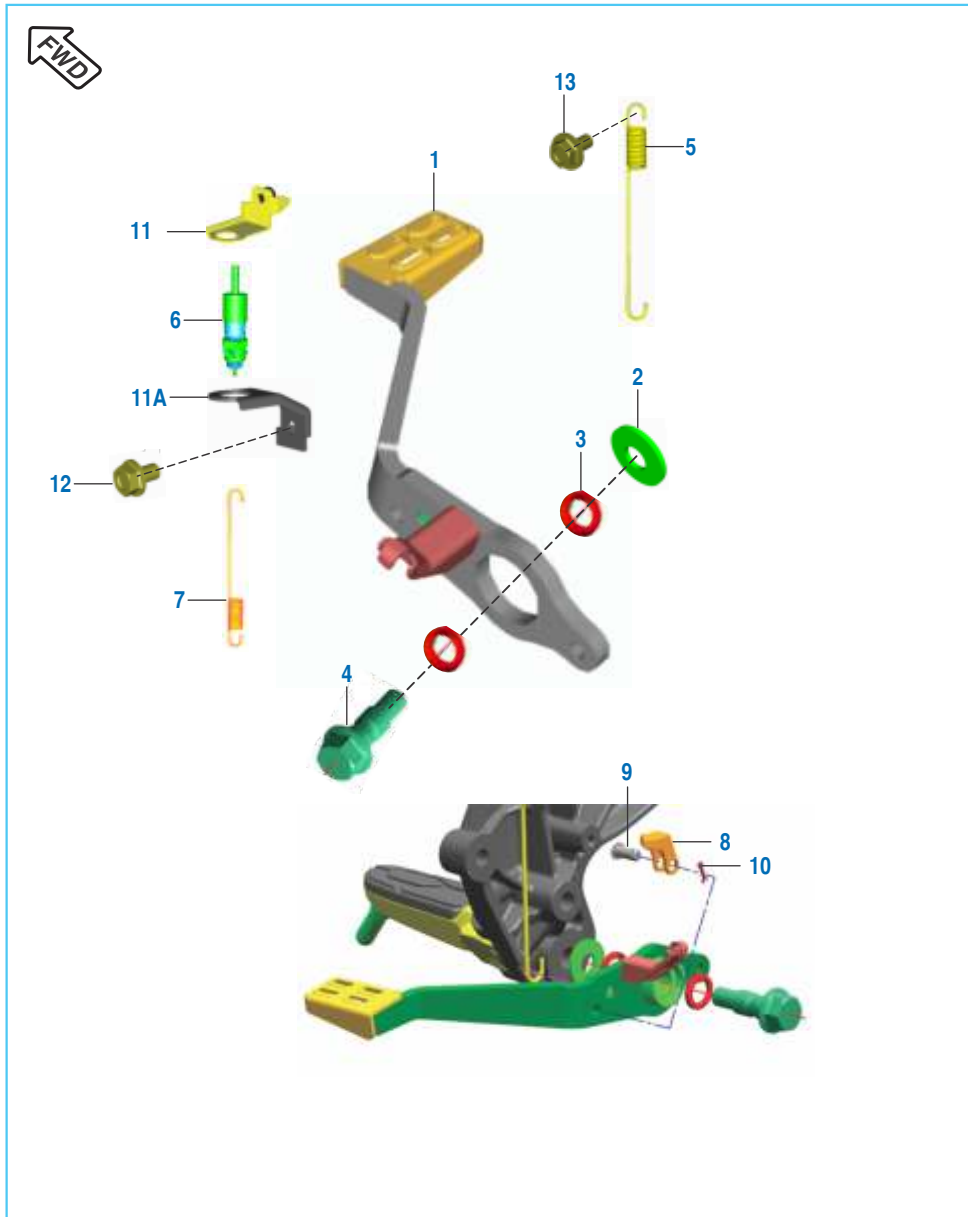
| No. | Part No.   | Description               | Qty. |         | Remarks       |
|-----|------------|---------------------------|------|---------|---------------|
|     |            |                           | ABS  | NON ABS |               |
| 1   | JF 1318 58 | Assembly Caliper          | 1    | --      |               |
|     | JL 1318 34 | Assembly Caliper          | --   | 1       |               |
| 2   | JF 1318 14 | Assembly Master Cyl. Rear | 1    | 1       |               |
| 3   | 36 JF00 79 | Hose Disc Brake Rear      | --   | 1       |               |
| 4   | DK 1510 69 | Banjo Bolt                | 2    | 2       |               |
|     | JG 1318 21 | Reservoir Rear Brake      | 1    | 1       | Without Cap   |
| 6   | JL 1312 20 | Hose - Reservoir          | 1    | --      |               |
|     | 36 JF00 87 | Kit Rear Reservoir        | --   | 1       |               |
|     | 36 JF01 86 | Rear reserior tube kit    | 1    | --      | For UG Model  |
| 7   | DK 1510 63 | Clip Reservoir            | 1    | 1       | Cap Reservoir |
| 8   | DE 1910 10 | Copper Washer             | 4    | 4       | Banjo Bolt    |
| 9   | DE 1510 47 | Cap Bleeder Screw         | 1    | 1       |               |
| 10  | DE 1510 46 | Bleeder Screw             | 1    | 1       |               |
| 11  | YJ L040 05 | Kit Major Caliper         | 1    | --      |               |
| 12  | YJ L040 06 | Kit Minor Caliper         | 1    | --      |               |
| 13  | DK 1510 85 | Set Disc Pad              | 1    | 1       |               |
| 14  | 30 1910 38 | Pin                       | 1    | 1       |               |
| 15  | 39 0198 11 | Washer                    | 1    | 1       |               |
| 16  | 39 0808 08 | Split Pin                 | 1    | 1       |               |
| 17  | 36 JF00 85 | Master Cyl. Major Kit     | --   | 1       | N.I.          |
| 18  | 36 DT00 40 | Kit Minor M Cylinder      | 1    | --      |               |
|     | DK 1510 74 | Master Cyl. Minor Kit     | 1    | 1       | N.I.          |
| 19  | DK 1510 45 | Cap Reservoir             | 1    | 1       |               |
| 20  | 36 JF00 86 | Kit Reservoir             | --   | 1       |               |
|     | 36 JF01 84 | Rear reservoir kit        | 1    | --      | For UG Model  |
| 21  | KA DD06 14 | Screw Pan Cross           | 1    | 1       |               |
| 22  | JG 1812 39 | Collar                    | 1    | 1       |               |
| 23  | 36 JF00 85 | Kit Push Rod              | 1    | 1       |               |

## Rear Hub



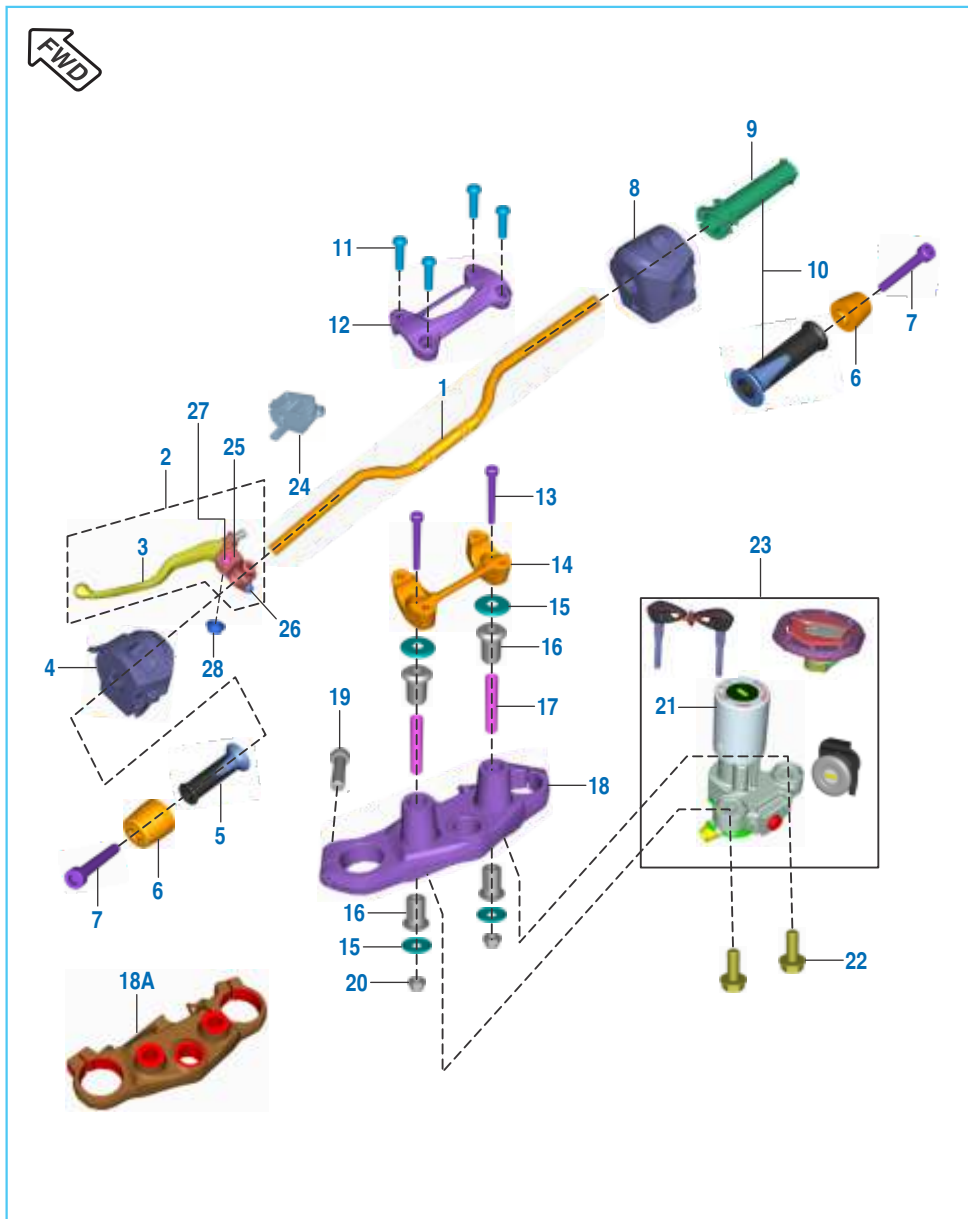
| No. | Part No.   | Description                 | Qty. |         | Remarks            |
|-----|------------|-----------------------------|------|---------|--------------------|
|     |            |                             | ABS  | NON ABS |                    |
| 1   | JF 1312 17 | Wheel Rear 4.00 x 17        | 1    | 1       |                    |
| 2   | JF 1312 30 | Axle Rear M14 x 1.5 x L295  | 1    | 1       |                    |
| 3   | LD B000 57 | Washer Plain                | 2    | 2       |                    |
| 4   | JF 1220 14 | Chain Adjuster              | 2    | 2       |                    |
| 5   | JL 1312 11 | Spacer For Coupling         | 1    | 1       |                    |
| 6   | 36 JF00 56 | Kit Chain Sprocket          | 1    | 1       | Refer Kit List     |
| 7   | DT 1312 13 | Coupling                    | 1    | 1       |                    |
| 8   | DT 1312 10 | Sleeve                      | 1    | 1       |                    |
| 9   | JU 1312 22 | Damper 6 Rubber             | 6    | 6       |                    |
| 10  | KP BC62 02 | Bearing Ball - C3 Clearance | 1    | 1       |                    |
| 11  | JL 1312 16 | Collar Bearing Assembly     | 1    | 1       |                    |
| 12  | KP BC63 02 | Bearing Ball - C3 Clearance | 1    | 1       |                    |
| 13  | 30 1510 82 | Seal Oil                    | 1    | 1       |                    |
| 14  | JF 1318 61 | Disc Rear                   | 1    | 1       |                    |
| 15  | 39 2038 04 | Hexagon Socket Head Bolt M6 | 6    | 6       |                    |
|     | DH 1510 40 | Bolt socket - M6            | 6    | --      | For UG Model       |
| 16  | JU 1318 02 | Sensor Disc Rear            | 1    | --      |                    |
| 17  | JG 1312 20 | Screw For ABS               | 3    | --      |                    |
| 18  | DK 1510 82 | Spacer II                   | 1    | 1       |                    |
| 19  | DK 1510 81 | Spacer I                    | 1    | 1       |                    |
| 20  | LC J000 05 | Nut U                       | 1    | 1       | M14 x 1.5 x HT12.5 |
| 21  | KP AC62 05 | Coupling Bearing            | 1    | 1       |                    |
| 22  | JG 1312 28 | Bolt D                      | 6    | 6       |                    |
| 23  | LC L000 04 | Nut                         | 6    | 6       |                    |
| 24  | DT 1312 14 | Seal oil 52 DIA             | 1    | --      | For UG Model       |
| 25  | DK 2011 64 | Sensor speed wheel          | 1    | --      | For UG Model       |

Rear Brake Pedal



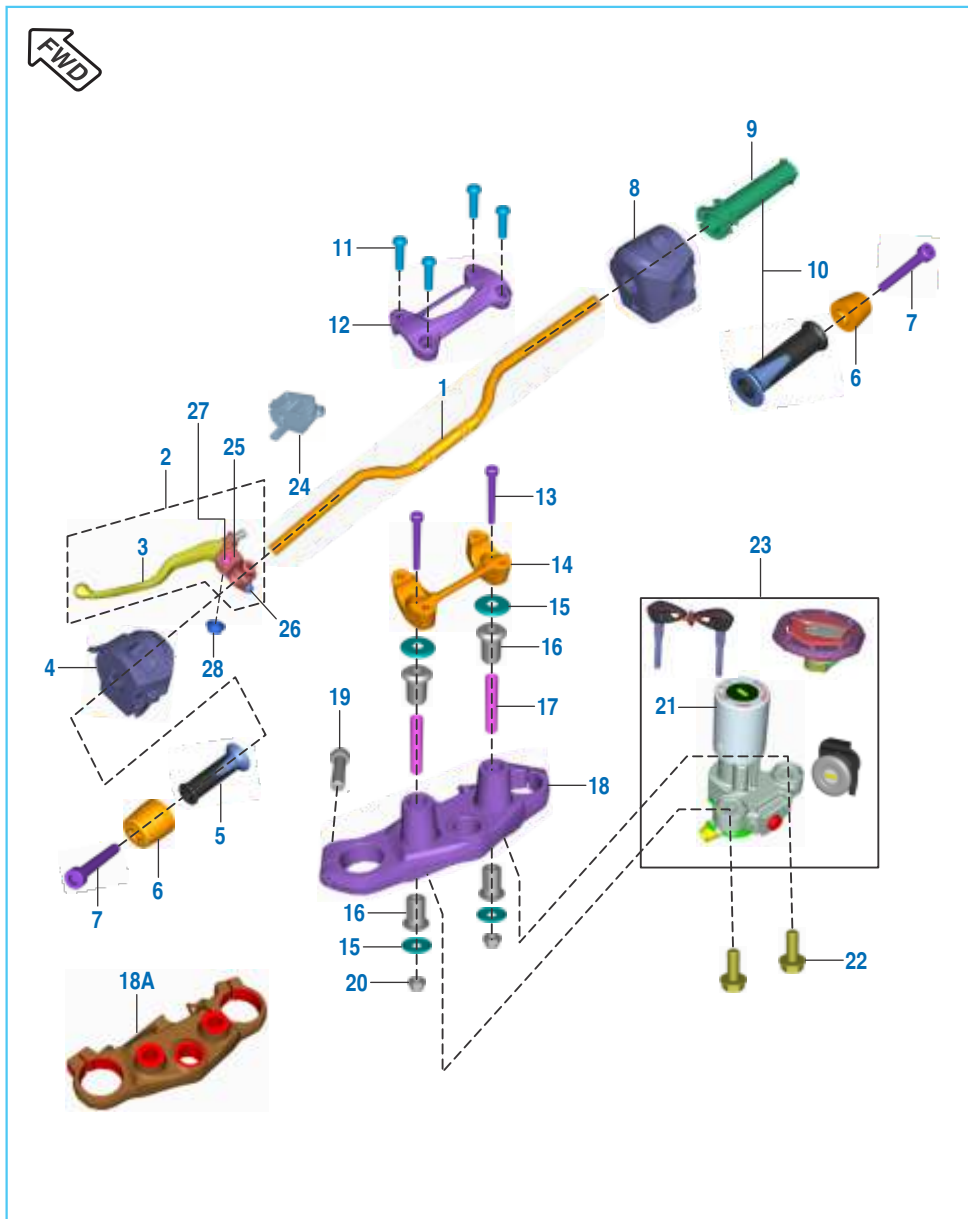
| No. | Part No.   | Description               | Qty. |         | Remarks      |
|-----|------------|---------------------------|------|---------|--------------|
|     |            |                           | ABS  | NON ABS |              |
| 1   | JF 1610 06 | Brake Pedal               | 1    | 1       |              |
| 2   | LD B000 56 | Washer Pivot Bolt         | 1    | 1       |              |
| 3   | 39 1998 19 | Seal - Oil                | 2    | 2       |              |
| 4   | JC 1910 09 | Bolt Brake Pedal          | 1    | 1       |              |
| 5   | JF 1610 04 | Brake Return Spring       | 1    | 1       |              |
| 6   | JL 4014 06 | Brake Switch Rear         | 1    | 1       |              |
| 7   | JM 1910 14 | Spring Brake Switch Rear  | 1    | 1       |              |
| 8   | JF 1610 07 | Damper Brake Pedal        | 1    | 1       |              |
| 9   | JZ 1318 75 | Pin                       | 1    | 1       |              |
| 10  | KH AA20 15 | Pin Snap                  | 1    | 1       |              |
| 11  | JF 1318 51 | Bracket Rear Brake Switch | 1    | 1       |              |
| 11A | JF 1130 37 | Bracket switch brake rear | 1    | --      | For UG Model |
| 12  | LA D000 85 | Bolt M6 x 1               | 1    | --      | For UG Model |
| 13  | DP 1610 94 | Bolt - stepped - M6       | 1    | --      | For UG Model |

## Handle Bar Assembly



| No. | Part No.   | Description                  | Qty. |         | Remarks               |
|-----|------------|------------------------------|------|---------|-----------------------|
|     |            |                              | ABS  | NON ABS |                       |
| 1   | JF 1510 41 | Handle Bar                   | 1    | 1       |                       |
| 2   | JF 1610 08 | Assy. Lever & Support Holder | 1    | 1       |                       |
|     | JF 1610 13 | Assembly lever - holder LH   | 1    | --      | For UG Model          |
| 3   | JG 1610 08 | Clutch Lever                 | 1    | 1       |                       |
| 4   | JF 4014 10 | Switch Control LH            | 1    | 1       |                       |
|     | JF 4014 13 | Switch Control LH            | 1    | --      | For UG Model          |
| 5   | DH 1910 67 | Handle Grip LH               | 1    | 1       |                       |
| 6   | JL 1510 35 | Handlebar Weight             | 2    | 2       |                       |
|     | DH 1810 22 | Handlebar Weight             | 2    | --      | For UG Model          |
| 7   | LA C001 25 | Bolt Socket                  | 2    | 2       |                       |
|     | KA CJ06 55 | Bolt Socket                  | 2    | --      | For UG Model          |
| 8   | JF 4014 11 | Switch Control RH            | 1    | 1       |                       |
|     | JF 4014 14 | Switch Control RH            | 1    | --      | For UG Model          |
| 9   | JG 1510 22 | Throttle Pipe                | 1    | 1       |                       |
| 10  | DH 1910 68 | Assembly Handle Grip RH      | 1    | 1       |                       |
| 11  | LA C001 11 | Bolt Socket M8 x 1.25 x L29  | 4    | 4       |                       |
| 12  | JF 1510 42 | Handle Holder Upper          | 1    | 1       |                       |
|     | 56 JF5A W4 | Handle holder upper          | 1    | --      | For UG (Glossy black) |
| 13  | LA C000 91 | Bolt Socket                  | 2    | 2       |                       |
|     | LA C001 48 | Bolt socket - M10            | 2    | --      | For UG Model          |
| 14  | JF 1510 45 | Handle Holder Bottom         | 1    | 1       |                       |
|     | 56 JF5B W4 | Handle holder lower          | 1    | --      | For UG (Glossy black) |
| 15  | JF 1510 47 | Washer Cup                   | 4    | 4       |                       |

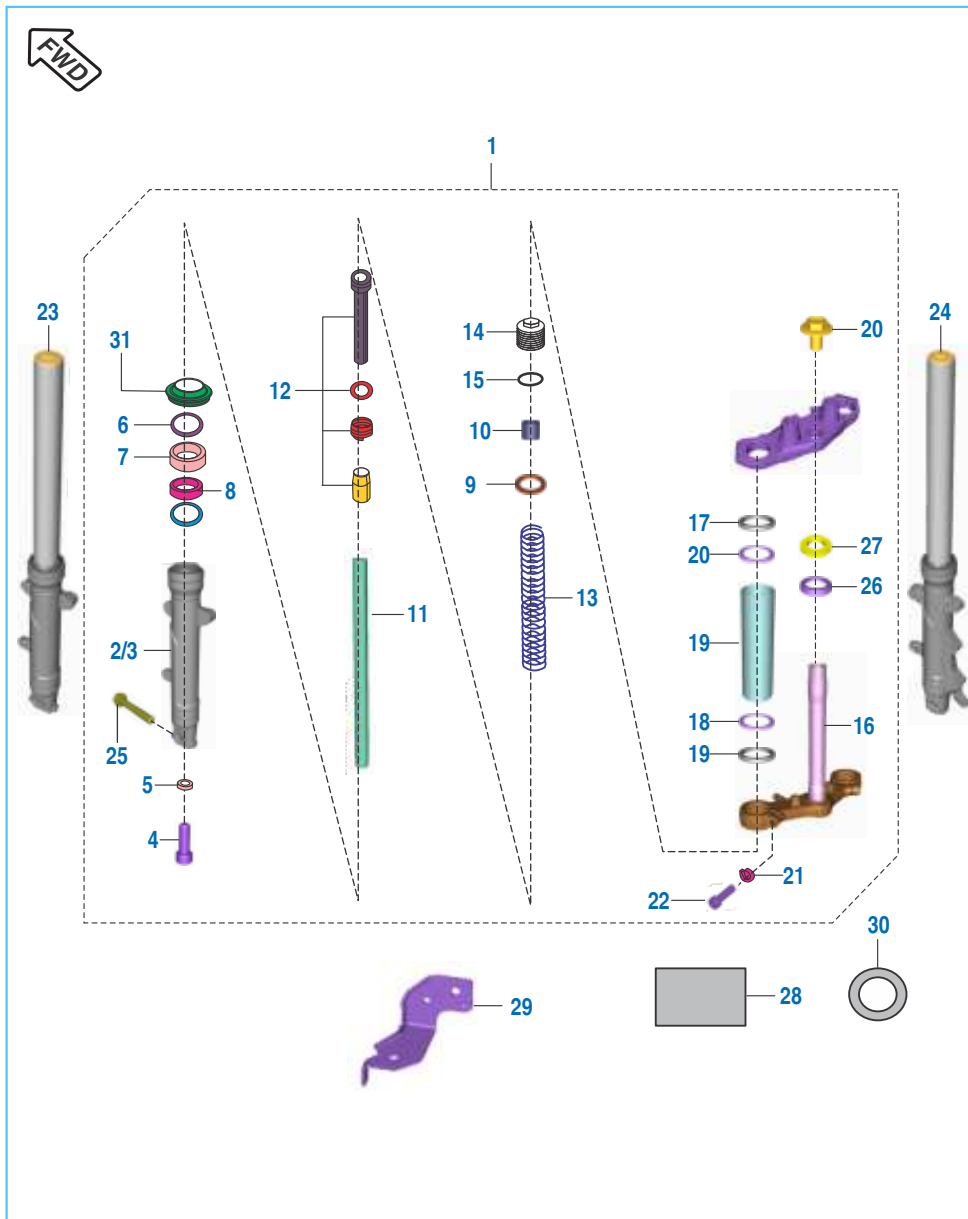
## Handle Bar Assembly



| No. | Part No.   | Description                 | Qty. |         | Remarks      |
|-----|------------|-----------------------------|------|---------|--------------|
|     |            |                             | ABS  | NON ABS |              |
| 16  | JF 1510 44 | Damper Handle Holder Mtg.   | 4    | 4       |              |
|     | JF 1510 54 | Damper                      | 2    | --      | For UG Model |
| 17  | JF 1510 43 | Spacer Handle Holder        | 2    | 2       |              |
|     | JF 1510 55 | Spacer                      | 2    | --      | For UG Model |
| 18  | JF 1210 30 | Upper Bracket               | 1    | 1       |              |
| 18A | 56 JF33 33 | Bracket upper matt black    | 1    | --      | For UG Model |
| 19  | JY 1210 11 | Bolt Socket M8 x 1.25 x L30 | 2    | 2       |              |
| 20  | LC H000 01 | Nut - Nyloc                 | 2    | 2       |              |
| 21  | DT 2326 01 | Ignition Switch             | 1    | 1       |              |
| 22  | LA D000 77 | Bolt Flanged M6 x 16        | 2    | 2       |              |
|     | LA D002 44 | Bolt flanged - M6           | 2    | --      | For UG Model |
| 23  | JF 2326 11 | Lock Set 3 IN 1             | 1    | 1       |              |
|     | JF 2326 16 | Set lock                    | 1    | --      | For UG Model |
| 24  | JY 4014 04 | Clutch Switch               | 1    | 1       |              |
| 25  | JF 1610 14 | Holder lever LH             | 1    | --      | For UG Model |
| 26  | LA D002 13 | Bolt flange                 | 1    | --      | For UG Model |
| 27  | LB B000 16 | Screw pan cross - M5        | 1    | --      | For UG Model |
| 28  | LC H000 05 | Nut nyloc - M5              | 1    | --      | For UG Model |

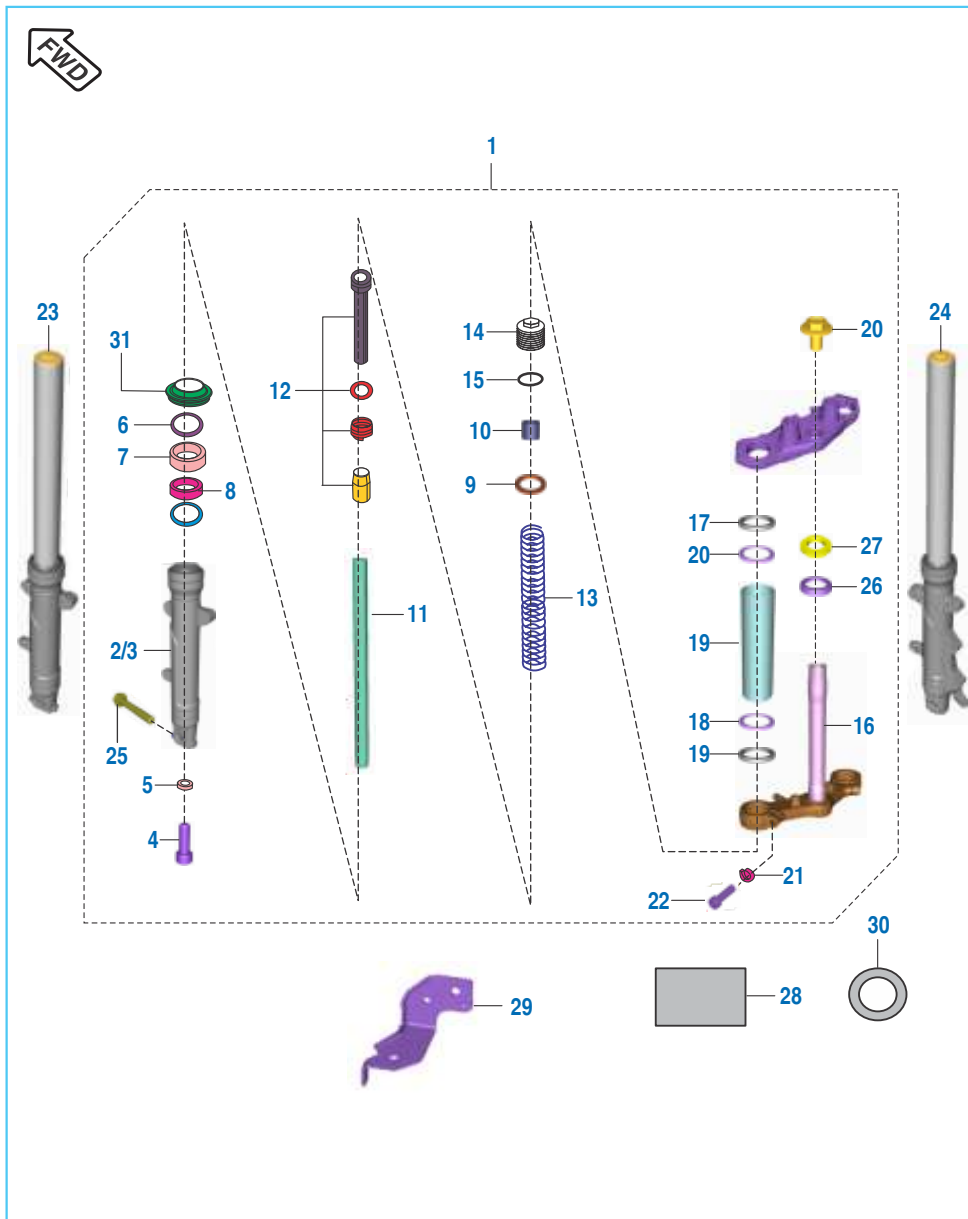


Front Fork



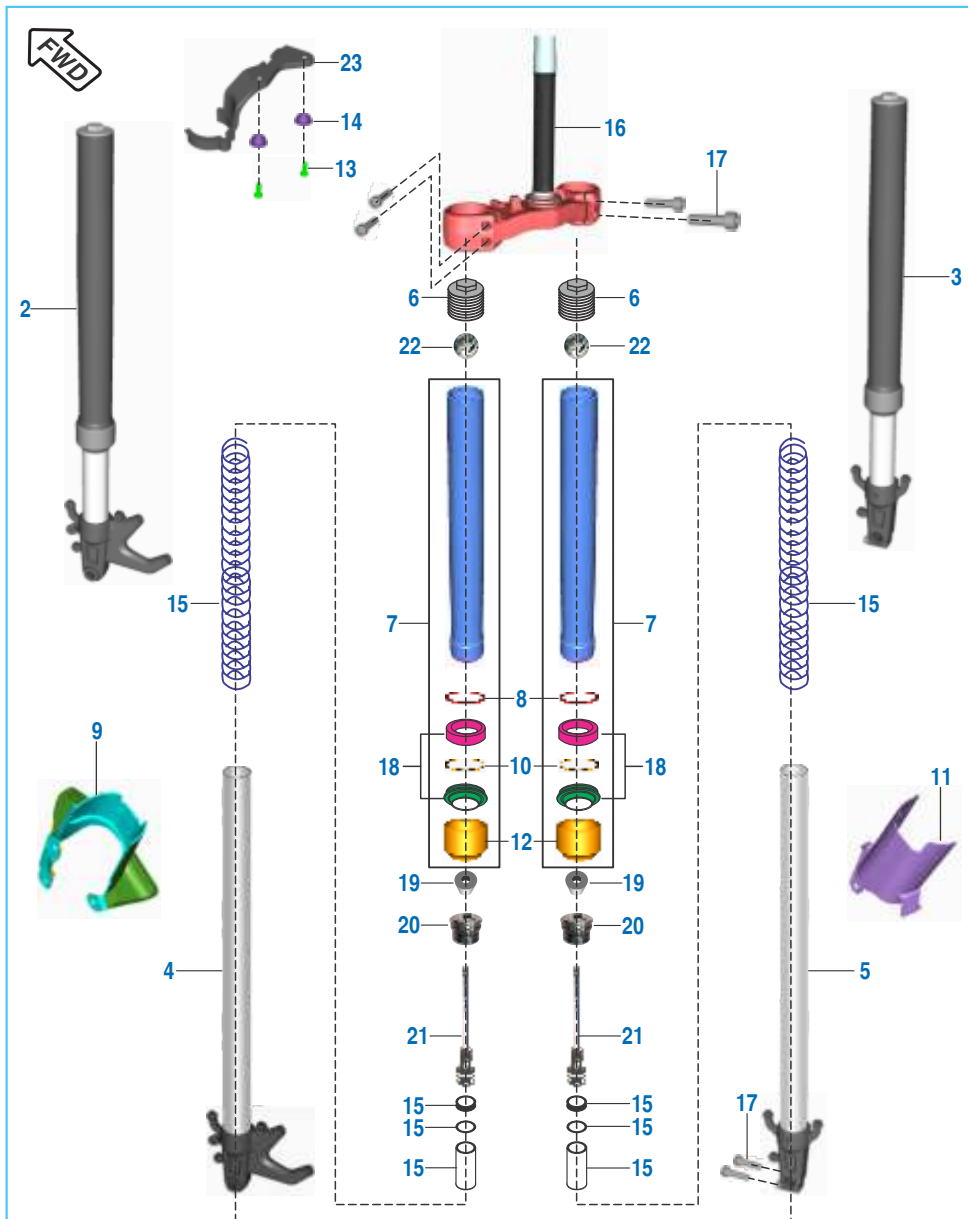
| No. | Part No.   | Description            | Qty. |         | Remarks              |
|-----|------------|------------------------|------|---------|----------------------|
|     |            |                        | ABS  | NON ABS |                      |
| 1   | JF 1210 29 | Front Fork Assembly    | 1    | 1       |                      |
|     | JF 1210 50 | Fork front ABS         | 1    | -       | Ser. Bull. 2018 - 05 |
|     | JF 1210 51 | Fork front NON ABS     | --   | 1       | Ser. Bull. 2018 - 05 |
| 2   | DT 1210 01 | Tube Outer LH          | 1    | 1       |                      |
|     | JF 1210 54 | Tube Fork Outer LH     | 1    | 1       | Ser. Bull. 2018 - 05 |
| 3   | DT 1210 02 | Tube Outer RH          | 1    | 1       |                      |
|     | JF 1210 55 | Tube Outer RH          | 1    | 1       | Ser. Bull. 2018 - 05 |
| 4   | KA CF10 30 | Bolt Socket            | 2    | 2       |                      |
| 5   | DK 1810 07 | Copper Washer          | 2    | 2       |                      |
| 6   | DT 1210 16 | Washer Seal            | 2    | 2       |                      |
| 7   | 36 JF00 63 | Kit Fork Oil Seals     | 2    | 2       | Refer Kit List       |
| 8   | DT 1210 15 | Guide Bush             | 2    | 2       |                      |
| 9   | DT 1210 13 | Washer                 | 2    | 2       |                      |
| 10  | JF 1210 38 | Spacer Tube            | 2    | 2       |                      |
| 11  | JF 1210 36 | Fork Tube Inner        | 2    | 2       |                      |
| 12  | 36 JF00 62 | Kit Cylinder Comp Fork | 2    | 2       | Refer Kit List       |
| 13  | JF 1210 37 | Main Spring            | 2    | 2       |                      |
| 14  | DT 1210 20 | Fork Bolt              | 2    | 2       |                      |
| 15  | DT 1210 21 | O' Ring                | 2    | 2       |                      |
| 16  | JF 1210 33 | Under Bracket Assembly | --   | 1       |                      |
|     | JF 1210 47 | Under Bracket Assembly | 1    | --      |                      |
| 17  | JF 1812 85 | Cover Cushion          | 4    | 4       |                      |
| 18  | JF 1812 84 | Cover Trail            | 4    | 4       |                      |

Front Fork



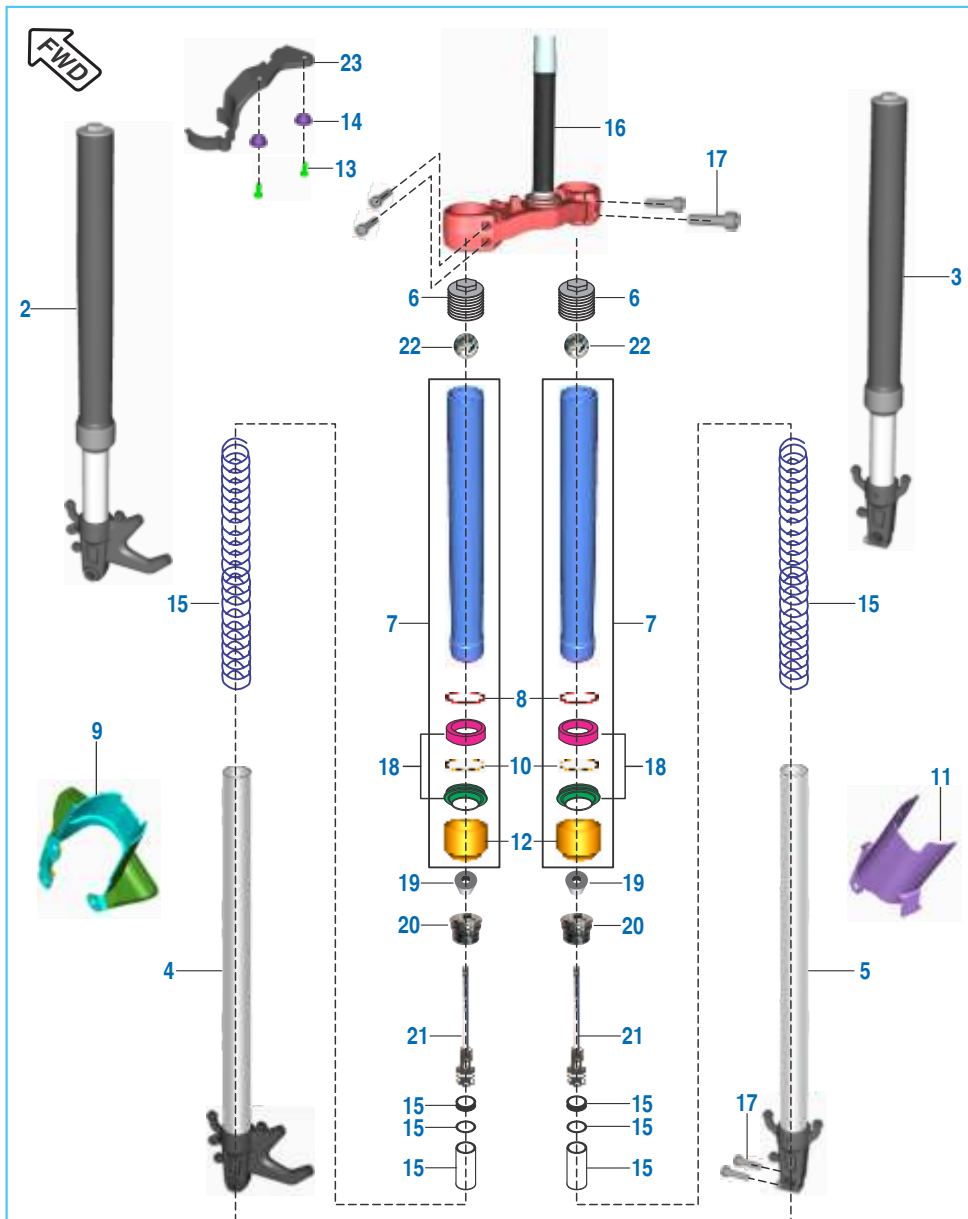
| No. | Part No.   | Description          | Qty. |         | Remarks           |
|-----|------------|----------------------|------|---------|-------------------|
|     |            |                      | ABS  | NON ABS |                   |
| 19  | JF 1812 83 | Tube Fork Cover      | 2    | 2       |                   |
| 20  | LA D001 93 | Bolt Steering Top    | 1    | 1       |                   |
|     | JY 1510 11 | Bolt Steering Top    | 1    | 1       | From 21.07.17     |
| 21  | DK 1810 25 | Spring Washer        | 2    | 2       |                   |
| 22  | KA CM10 35 | Bolt                 | 2    | 2       |                   |
| 23  | JF 1210 34 | Leg Assembly LH      | 1    | 1       |                   |
| 24  | JF 1210 35 | Leg Assembly RH      | 1    | 1       |                   |
| 25  | JF 1210 29 | Bolt Flanged         | 1    | 1       |                   |
| 26  | PD 1510 06 | Cup Steering         | 1    | 1       |                   |
| 27  | DK 1810 75 | Nut Steering         | 1    | 1       |                   |
| 28  | JF 1510 48 | Anti - Abrasive Tape | 1    | --      |                   |
| 29  | JF 1318 53 | Bracket Hose Clamp   | 1    | -       |                   |
| 30  | JF 1210 19 | Spring Washer        | 1    | 1       |                   |
| 31  | 36 JU00 19 | Kit Fork Oil seal    | 2    | 2       | Refer Kit Details |

## Front Fork - Dominar 400 Upgrade (UG)



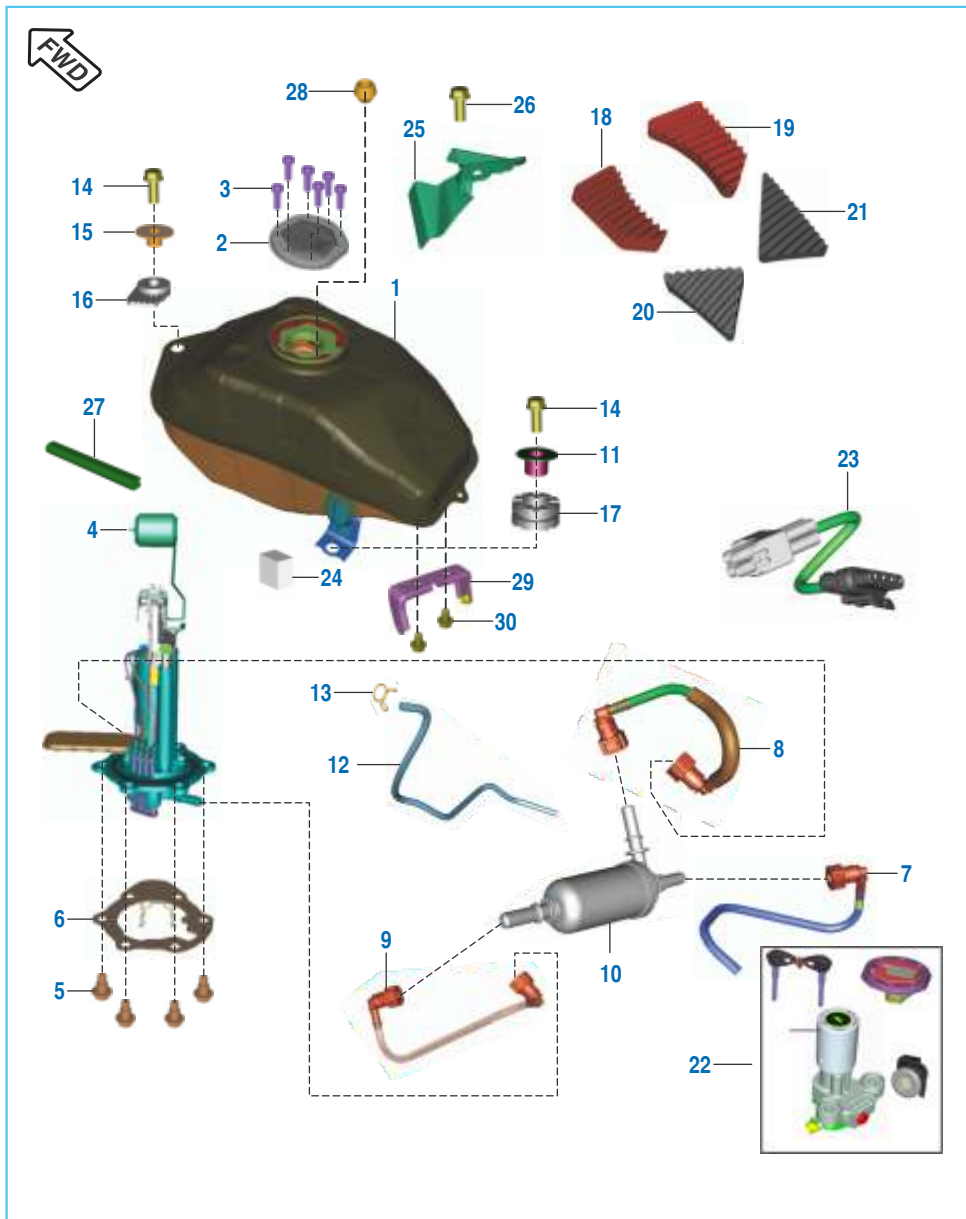
| No. | Part No.   | Description                        | Qty. |         | Remarks |
|-----|------------|------------------------------------|------|---------|---------|
|     |            |                                    | ABS  | NON ABS |         |
| 1   | JF 1210 18 | Fork front                         | 1    | -       |         |
| 2   | JF 1210 22 | Leg assembly LH                    | 1    | -       |         |
| 3   | JF 1210 23 | Leg assembly RH                    | 1    | -       |         |
| 4   | YJ F190 03 | LH Pipe Inner with Axle Clamp      | 1    | -       |         |
| 5   | YJ F190 04 | RH Pipe Inner with Axle Clamp      | 1    | -       |         |
| 6   | JG 1210 12 | Fork top bolt                      | 2    | -       |         |
| 7   | YJ F190 11 | Fork outer tube                    | 2    | -       |         |
| 8   | LD B0 0036 | Washer plain                       | 2    | -       |         |
| 9   | JF 1814 71 | Protector fork LH                  | 1    | -       |         |
| 10  | JU 1210 09 | Oil seal stopper (Circlip)         | 2    | -       |         |
| 11  | JF 1814 72 | Protector fork RH                  | 1    | -       |         |
| 12  | JG 1210 28 | Outer dust cap                     | 2    | -       |         |
| 13  | LA C000 10 | Bolt socket - M6                   | 2    | --      |         |
| 14  | JG 1138 32 | Sleeve for abs hose clamp          | 2    | --      |         |
| 15  | YJ F190 07 | Main spring & Spacer Assly.        | 2    | -       |         |
| 16  | JF 1210 20 | Bracket assembly under             | 1    | -       |         |
| 17  | JY 1210 11 | Bolt socket - M8                   | 6    | -       |         |
| 18  | JG 1210 57 | Oil seal kit for single leg assly. | 2    | -       |         |
| 19  | YJ F190 08 | Rubber damper                      | 2    | -       |         |
| 20  | YJ F190 06 | Screw cap inner pipe               | 2    | -       |         |

Front Fork - Dominar 400 Upgrade (UG)



| No. | Part No.   | Description         | Qty. |         | Remarks |
|-----|------------|---------------------|------|---------|---------|
|     |            |                     | ABS  | NON ABS |         |
| 21  | YJ F190 05 | Piston rod assembly | 2    | --      |         |
| 22  | YJ F190 09 | Lock Nut            | 2    | --      |         |
| 23  | JF 1138 51 | Clamp hose          | 2    | --      |         |

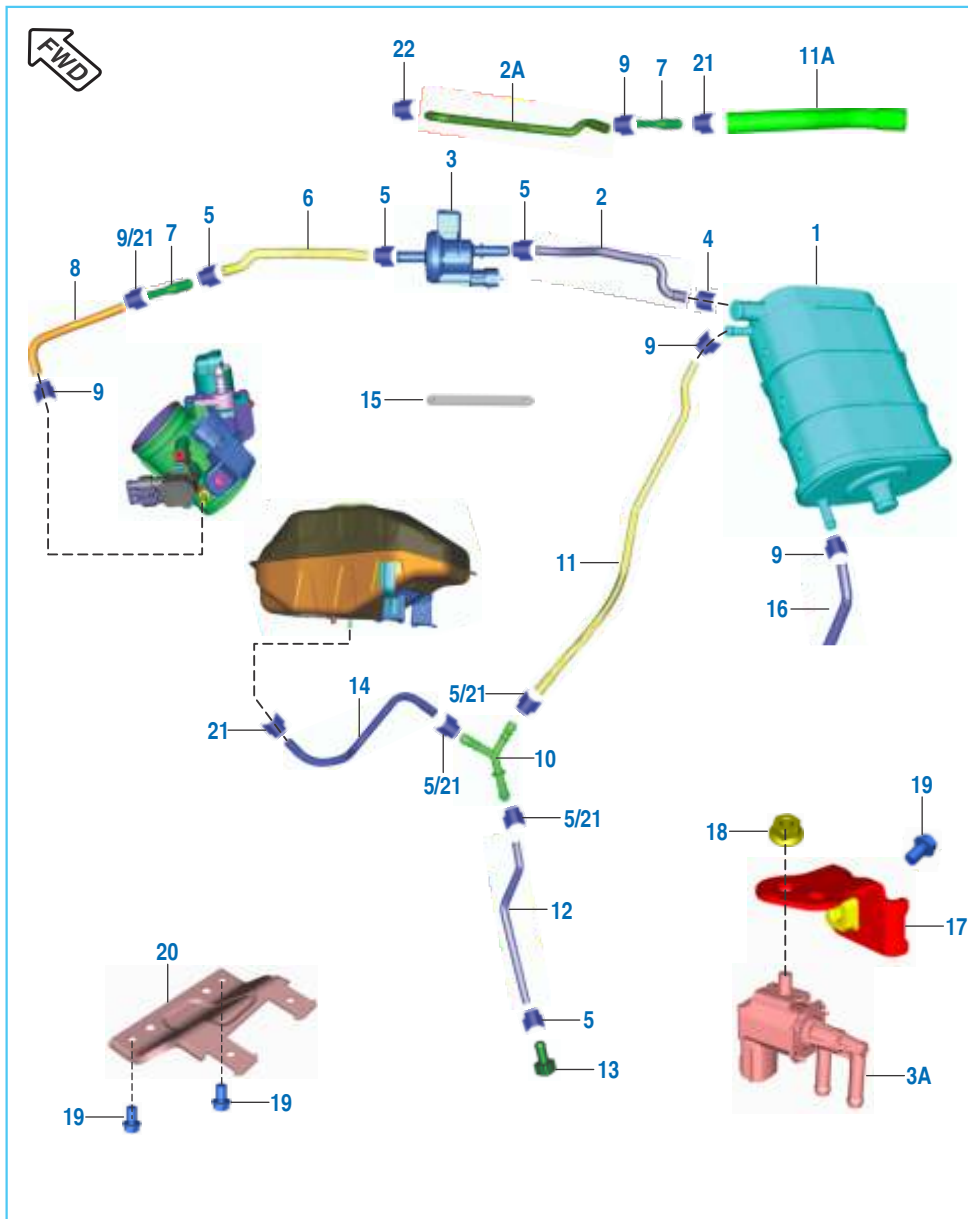
## Petrol Tank, Cap Tank & Gauge Fuel



| No. | Part No.   | Description                   | Qty. |         | Remarks                      |
|-----|------------|-------------------------------|------|---------|------------------------------|
|     |            |                               | ABS  | NON ABS |                              |
| 1   | JF 1710 33 | Tank Assy                     | 1    | 1       |                              |
|     | JF 1710 72 | Tank assembly fuel            | 1    | -       | For UG Model                 |
| 2   | JF 2326 11 | Cap Tank                      | 1    | 1       | Will be supplied in lock set |
| 3   | KA CD05 16 | Screw Allen                   | 6    | 6       |                              |
| 4   | JF 1718 02 | Fuel Pump Module              | 1    | 1       |                              |
| 5   | LA D001 54 | Bolt Flange                   | 6    | 6       | M6 x 1 x L12.8               |
| 6   | DT 1718 39 | Plate Pressure Fuel Pump Mtg  | 1    | 1       |                              |
| 7   | JF 6112 01 | Assy Tube Filter To Injector  | 1    | 1       |                              |
| 8   | DT 1710 89 | Assy Tube Filter To Regulator | 1    | 1       |                              |
| 9   | DT 1710 87 | Tube Pump to Filter           | 1    | 1       |                              |
| 10  | DT 1718 14 | Inline Fuel Filter            | 1    | 1       |                              |
| 11  | JL 1710 19 | Sleeve Tank Mtg Rear          | 2    | 2       |                              |
|     | JF 1710 67 | Sleeve Tank Mtg Rear          | 2    | 2       | NVH Circular                 |
| 12  | DT 1710 61 | Drain Pipe                    | 1    | 1       |                              |
| 13  | JF 1710 53 | Tube drain                    | 1    | -       | For UG Model                 |
|     | DG 1410 28 | Clamp                         | 1    | 1       |                              |
| 14  | JG 1710 30 | Clamp                         | 1    | -       | For UG Model                 |
|     | KA DW08 20 | Bolt Flange                   | 2    | 2       | M8 x 1.25 x L20              |
| 15  | KA DF08 25 | Bolt Flange                   | 2    | 2       | NVH Circular                 |
|     | JF 1710 55 | Sleeve Tank Mtg Front         | 1    | 1       |                              |
| 16  | DT 1710 78 | Grommet Tank Mtg Front        | 1    | 1       |                              |
|     | JF 1710 68 | Grommet Tank Mtg Front        | 1    | 1       | NVH Circular                 |
| 17  | JL 1710 20 | Grommet Tank Mtg Rear         | 2    | 2       |                              |
|     | JF 1710 69 | Grommet Tank Mtg Rear         | 2    | 2       | NVH Circular                 |
| 18  | JF 1710 23 | Tank Damper Top Front LH      | 1    | 1       |                              |
| 19  | JF 1710 24 | Tank Damper Top Front RH      | 1    | 1       |                              |
| 20  | JF 1710 25 | Tank Damper Top Central LH    | 1    | 1       |                              |
| 21  | JF 1710 26 | Tank Damper Top Central RH    | 1    | 1       |                              |
| 22  | JF 2326 11 | Lock Set 3 IN 1               | 1    | 1       | Refer Kit List               |
| 23  | JY 4022 35 | Pig Tail Fuel Pump            | 1    | 1       |                              |
| 24  | JF 1710 56 | Foam                          | 2    | 2       |                              |
| 25  | JF 1813 20 | Frame Cover Front             | 1    | 1       |                              |
| 26  | LA E000 54 | Step Bolt                     | 1    | 1       |                              |
| 27  | JL 1710 38 | Beading tank LH               | 1    | -       | For UG Model                 |
| 28  | JD 1710 59 | Damper                        | 1    | -       | For UG Model                 |
| 29  | JF 1710 83 | Bracket cover tank rear       | 1    | -       | For UG Model                 |
| 30  | KA DD06 10 | Bolt flanged                  | 2    | -       | For UG Model                 |

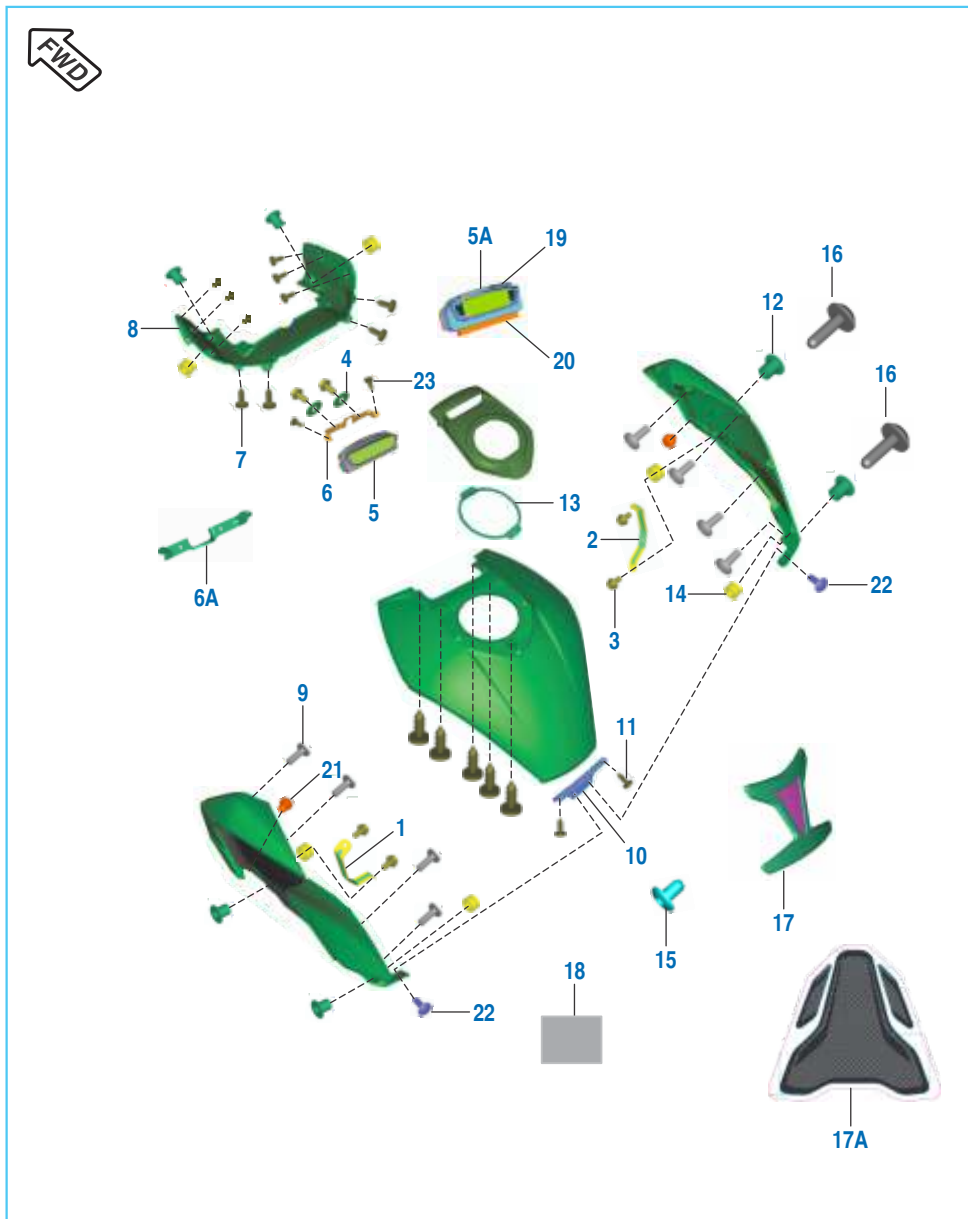


## EVAP Mechanism



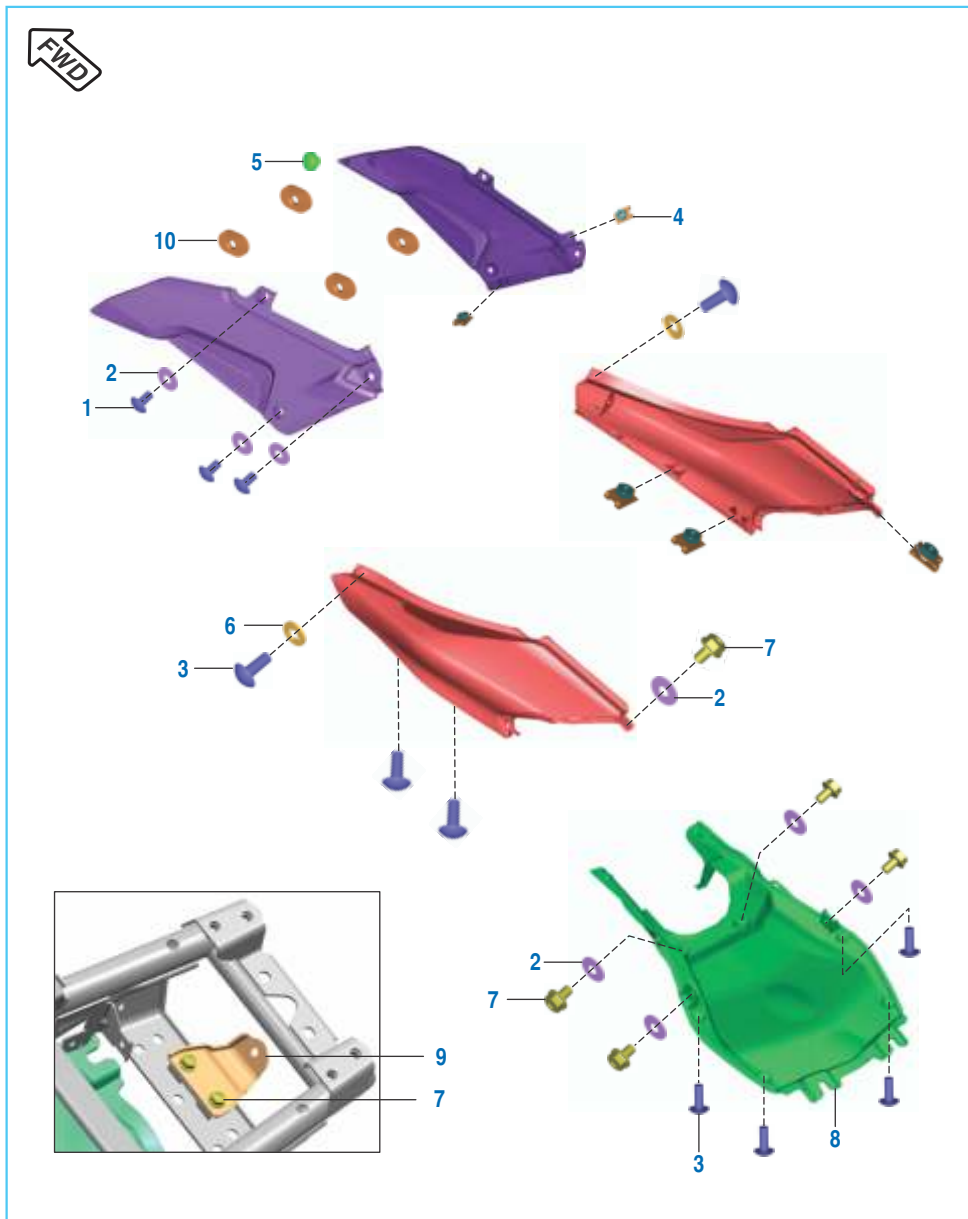
| No. | Part No.   | Description                     | Qty. |         | Remarks      |
|-----|------------|---------------------------------|------|---------|--------------|
|     |            |                                 | ABS  | NON ABS |              |
| 1   | JY 1710 77 | Canister                        | 1    | 1       |              |
| 2   | DT 1718 34 | Tube Canister To Purge Valve    | 1    | 1       |              |
| 2A  | JF 1716 24 | Pipe connector-valve purge      | 1    | --      | For UG Model |
| 3   | JG 1716 01 | Valve Purge                     | 1    | 1       |              |
| 3A  | JU 1716 06 | Valve purge                     | 1    | --      | For UG Model |
| 4   | JY 1710 69 | Spring Band Clamp 15 x 10       | 1    | 1       |              |
| 5   | JY 1710 90 | Spring Band Clamp 13 x 12       | 8    | 8       |              |
| 6   | JF 1716 05 | Tube Purge Valve To Connector   | 1    | 1       |              |
|     | JF 1716 25 | Pipe valve purge - connector    | 1    | --      | For UG Model |
| 7   | JG 1710 86 | Connector Tube EVAP             | 1    | 1       |              |
|     | JG 1710 86 | Connector Tube EVAP             | 2    | --      | For UG Model |
| 8   | JF 1716 06 | Tube Connector To Throttle Body | 1    | 1       |              |
| 9   | JY 1710 70 | Spring Band Clamp 9 x 8.4       | 3    | 3       |              |
|     | JL 1711 01 | Clamp band spring 9.5 x8.4      | 5    | --      | For UG Model |
| 10  | JY 1138 42 | Connector Y Shape               | 1    | 1       |              |
| 11  | JF 1716 04 | Tube Y Connector To Canister    | 1    | 1       |              |
| 11A | JF 1716 23 | Pipe canister - connector       | 1    | --      | For UG Model |
| 12  | JF 1716 07 | Tube Connector To Plug          | 1    | 1       |              |
| 13  | JY 1718 25 | Plug Fuel Drain                 | 1    | 1       |              |
| 14  | JF 1716 03 | Tube Tank To Y Connector        | 1    | 1       |              |
| 15  | DT 1138 49 | Strap ECU Canister              | 2    | 2       |              |
| 16  | JF 1716 13 | Tube Drain                      | 1    | 1       |              |
| 17  | JF 1138 53 | Bracket valve purge             | 1    | --      | For UG Model |
| 18  | KC GA06 06 | Nut hex flanged                 | 1    | --      | For UG Model |
| 19  | KA EA06 10 | Bolt flanged small              | 3    | --      | For UG Model |
| 20  | JF 1138 21 | Bracket canister Mtg            | 1    | --      | For UG Model |
| 21  | JL 1711 02 | Clamp band spring 12.5 x 8      | 6    | --      | For UG Model |
| 22  | JG 1710 29 | Clamp                           | 3    | --      | For UG Model |

## Fitting - Petrol Tank Cover




| No. | Part No.   | Description                  | Qty. |         | Remarks      |
|-----|------------|------------------------------|------|---------|--------------|
|     |            |                              | ABS  | NON ABS |              |
| 1   | JF 1710 35 | Bracket Tank Side Cover LH   | 1    | 1       |              |
| 2   | JF 1710 36 | Bracket Tank Side Cover RH   | 1    | 1       |              |
| 3   | KA DA05 10 | Bolt Flanged                 | 6    | 6       |              |
| 4   | LD B000 74 | Washer Plain                 | 2    | 2       |              |
|     | 39 1839 11 | Washer plain                 | 2    | --      | For UG Model |
| 5   | JF 4024 07 | Speedometer Tank Assembly    | 1    | --      |              |
|     | JF 4024 10 | Speedometer Tank Assembly    | --   | 1       |              |
| 5A  | DT 4024 10 | Console tell tale            | 1    | --      | For UG Model |
| 6   | JF 1710 43 | Bracket Secondary Speedo     | 1    | 1       |              |
| 6A  | JF 1710 87 | Bracket speedometer          | 1    | --      | For UG Model |
| 7   | LB R000 10 | Screw Tapping Pan Cross      | 17   | 17      | ST3.5 x L10  |
| 8   | JF 1710 22 | Tank Central Cover           | 1    | 1       |              |
| 9   | 39 1907 01 | Mushroom Head Screw          | 8    | 8       |              |
| 10  | JF 1710 28 | Bracket Tank Cover Rear      | 1    | 1       |              |
| 11  | LB U000 65 | Screw Truss - M5 x 0.8 x L14 | 2    | 2       |              |
| 12  | JF 1710 48 | Collar Cover Tank            | 6    | 6       |              |
|     | JF 1710 66 | Collar Cover Tank            | 6    | 6       | NVH Circular |
| 13  | JF 1710 29 | Beading Fuel Tank            | 1    | 1       |              |
| 14  | JF 1710 47 | Grommet Cover Tank           | 6    | 6       |              |
|     | JF 1710 65 | Grommet Cover Tank           | 6    | 6       | NVH Circular |
| 15  | JG 1812 59 | Plug Push Pull               | 1    | 1       |              |
| 16  | JF 1710 37 | Bolt Tank Cover Mounting     | 6    | 6       |              |
|     | LA C001 33 | Bolt Socket                  | 6    | 6       | NVH Circular |
| 17  | JF 1710 57 | Pad Tank Top Cover           | 1    | 1       |              |
| 17A | JF 1710 94 | Decal dome tank charcoal     | 1    | --      | For UG Model |
| 18  | JF 1710 58 | Anti Abrasive Tape           | 1    | 1       |              |
| 19  | JB 4010 12 | Foam                         | 2    | --      | For UG Model |
| 20  | JF 4024 15 | Foam                         | 1    | --      | For UG Model |
| 21  | JF 1710 54 | Damper cover - tank - side   | 2    | --      | For UG Model |
| 22  | KB UH05 14 | Screw truss - M5 x 0.8 x L   | 2    | --      | For UG Model |
| 23  | KB RD42 13 | Screw tapping pan cross      | 2    | --      | For UG Model |

Fitting - Side Covers, Seat Cowls & Under Tray Front



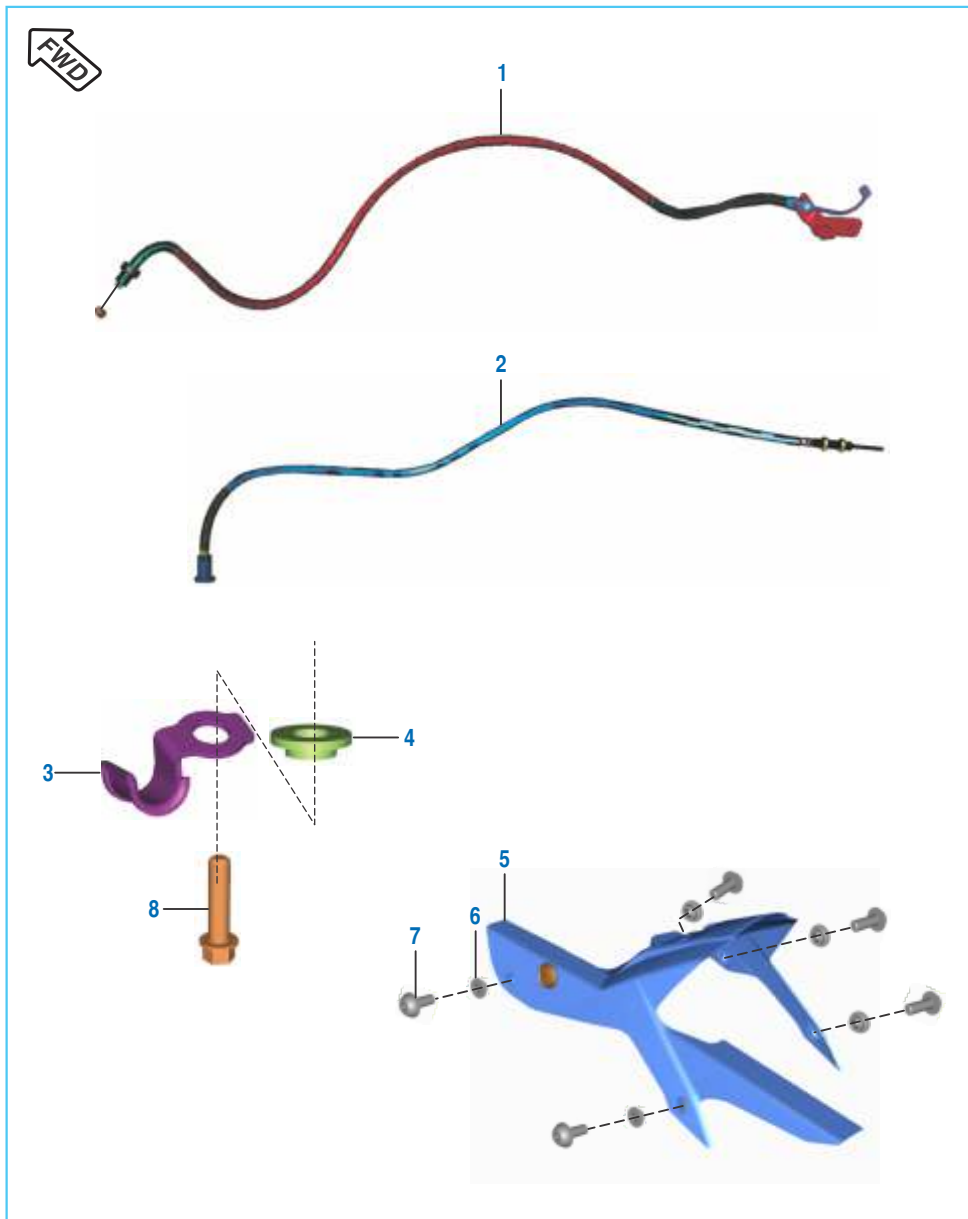
| No. | Part No.   | Description                    | Qty. |         | Remarks        |
|-----|------------|--------------------------------|------|---------|----------------|
|     |            |                                | ABS  | NON ABS |                |
| 1   | LB U000 69 | Screw Truss                    | 6    | 6       | M6 x 1 x L12   |
| 2   | LD B000 72 | Plain washer                   | 12   | 12      |                |
|     | 39 0722 11 | Plain washer for LH/RH sit cwl | 2    | --      | For UG Model   |
| 3   | LB U000 65 | Screw Truss                    | 10   | 10      | M5 x 0.8 x L14 |
| 4   | DJ 1612 29 | Clip Nut M5                    | 10   | 10      |                |
| 5   | JZ 1812 71 | Damper Side Cover              | 2    | 2       |                |
| 6   | JH 1812 55 | Washer Retaining               | 2    | 2       |                |
|     | 39 2141 24 | Washer Retaining               | 2    | 2       | From 10.08.17  |
| 7   | LA D002 02 | Bolt Flanged                   | 8    | 8       |                |
|     | KA DD06 10 | Bolt flanged for LH/RH sit cwl | 2    | --      | For UG Model   |
| 8   | DT 1810 07 | Under Tray Front               | 1    | 1       |                |
|     | JF 1813 17 | Under Tray Front               | 1    | 1       | From 10.08.17  |
| 9   | JF 1138 18 | Bracket Rear Fender Mounting   | 1    | 1       |                |
| 10  | DS 1410 12 | Grommet side cover FR          | 4    | --      | For UG Model   |

## Speedometer Assembly



| No. | Part No.   | Description  | Qty. |         | Remarks              |
|-----|------------|--|------|---------|----------------------|
|     |            |  | ABS  | NON ABS |                      |
| 1   | JF 4024 06 | Speedometer Assembly                                 | 1    | --      |                      |
|     | JF 4024 09 | Speedometer Assembly                                 | --   | 1       |                      |
| 1A  | DT 4024 09 | Speedometer  | 1    | --      | For UG Model         |
| 2   | JZ 1813 65 | Grommet Dashboard                                    | 3    | 3       |                      |
| 3   | LD B000 07 | Washer Plain   | 3    | 3       | OD15 x ID 5.5 x 1.2T |
| 4   | KC AA05 04 | Nut Hex Thick  | 3    | 3       |                      |
| 5   | JF 1812 65 | Speedo Flap  | 1    | 1       |                      |
| 6   | JF 1812 69 | Bracket Speedo Mounting Upper                        | 1    | 1       |                      |
| 7   | KD BA05 12 | Washer Plain   | 2    | 2       |                      |
| 8   | KB UB05 08 | Screw Truss  | 2    | 2       |                      |
|     | KB UF05 08 | Screw Truss  | 2    | --      | For UG Model         |
| 9   | JF 1812 70 | Bracket Mask Carrier Lower                           | 1    | 1       |                      |
| 10  | LA D001 02 | Bolt Step  | 2    | 2       |                      |
| 11  | YJ F040 01 | Top cover with sealing ring & hardware               | 1    | 1       |                      |
|     | YJ F190 02 | Top cover & ring-Main speedo                         | 1    | --      | For UG Model         |
| 12  | YJ F040 02 | Top cover with sealing ring & hardware - Tank Speedo | 1    | 1       |                      |
|     | YJ F190 01 | Top cover & ring-Tank speedo                         | 1    | --      | For UG Model         |
| 13  | JG 1812 58 | Rubber strap for molex cupler                        | 1    | --      | For UG Model         |
| 14  | PF 1812 11 | Grommet - cowling mounting                           | 3    | --      | For UG Model         |

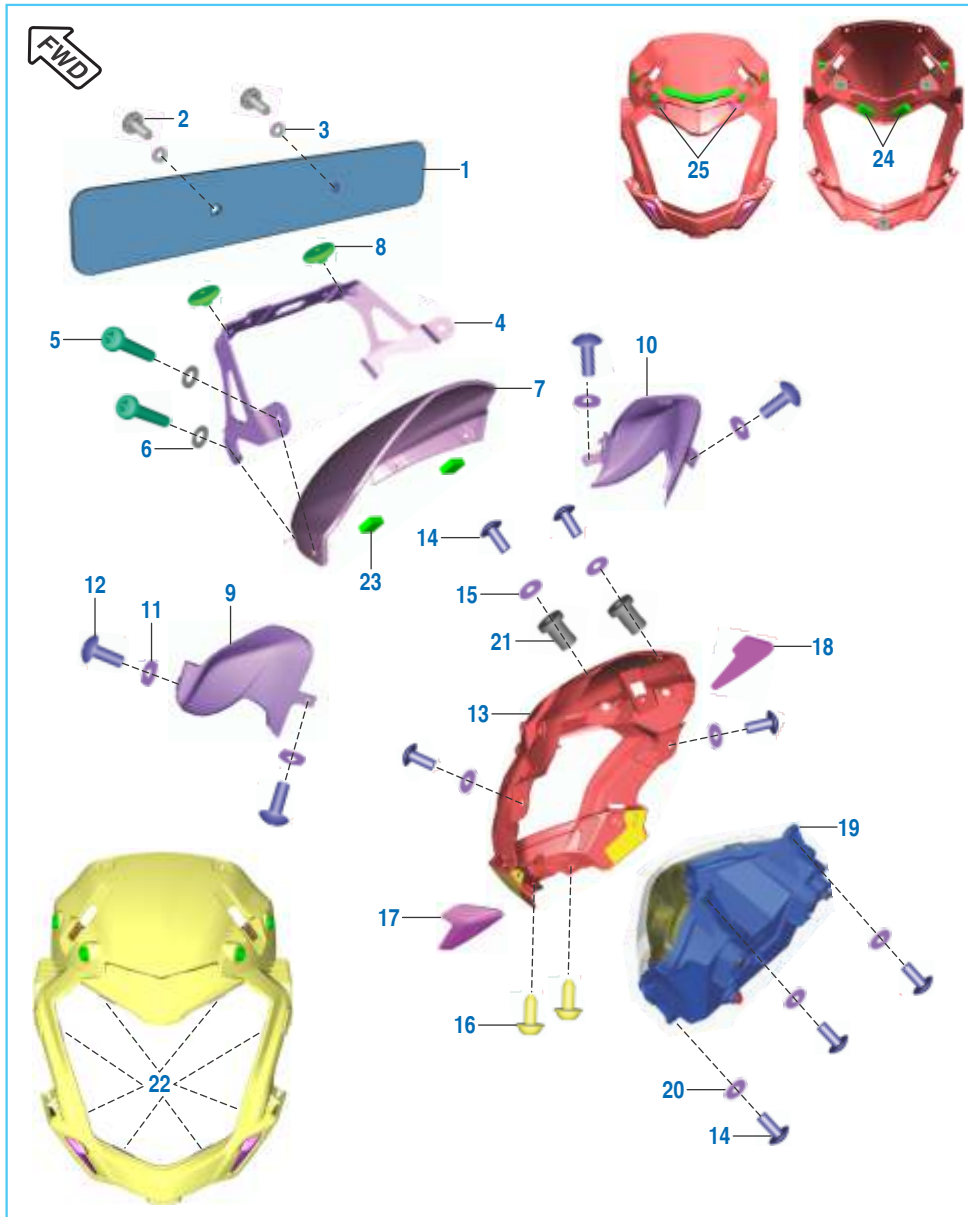
Control Cables & Chain Case



| No. | Part No.   | Description                   | Qty. |         | Remarks             |
|-----|------------|-------------------------------|------|---------|---------------------|
|     |            |                               | ABS  | NON ABS |                     |
| 1   | JF 1612 05 | Cable Throttle                | 1    | 1       |                     |
| 2   | JF 1612 04 | Cable Clutch                  | 1    | 1       |                     |
| 3   | JF 1612 07 | Bracket Clutch Cable          | 1    | 1       |                     |
| 4   | JF 1612 08 | Bush T Clutch Cable           | 1    | 1       |                     |
| 5   | DT 1813 08 | Chain Cover Assembly          | 1    | 1       |                     |
| 6   | JF 1813 16 | Collar - Cover Chain Mounting | 5    | 5       |                     |
| 7   | LA C000 54 | Screw Button Head             | 5    | 5       | M6 x 1 x L16 x BRT5 |
| 8   | LA E000 57 | Bolt flange - M6              | 1    | --      | For UG Model        |



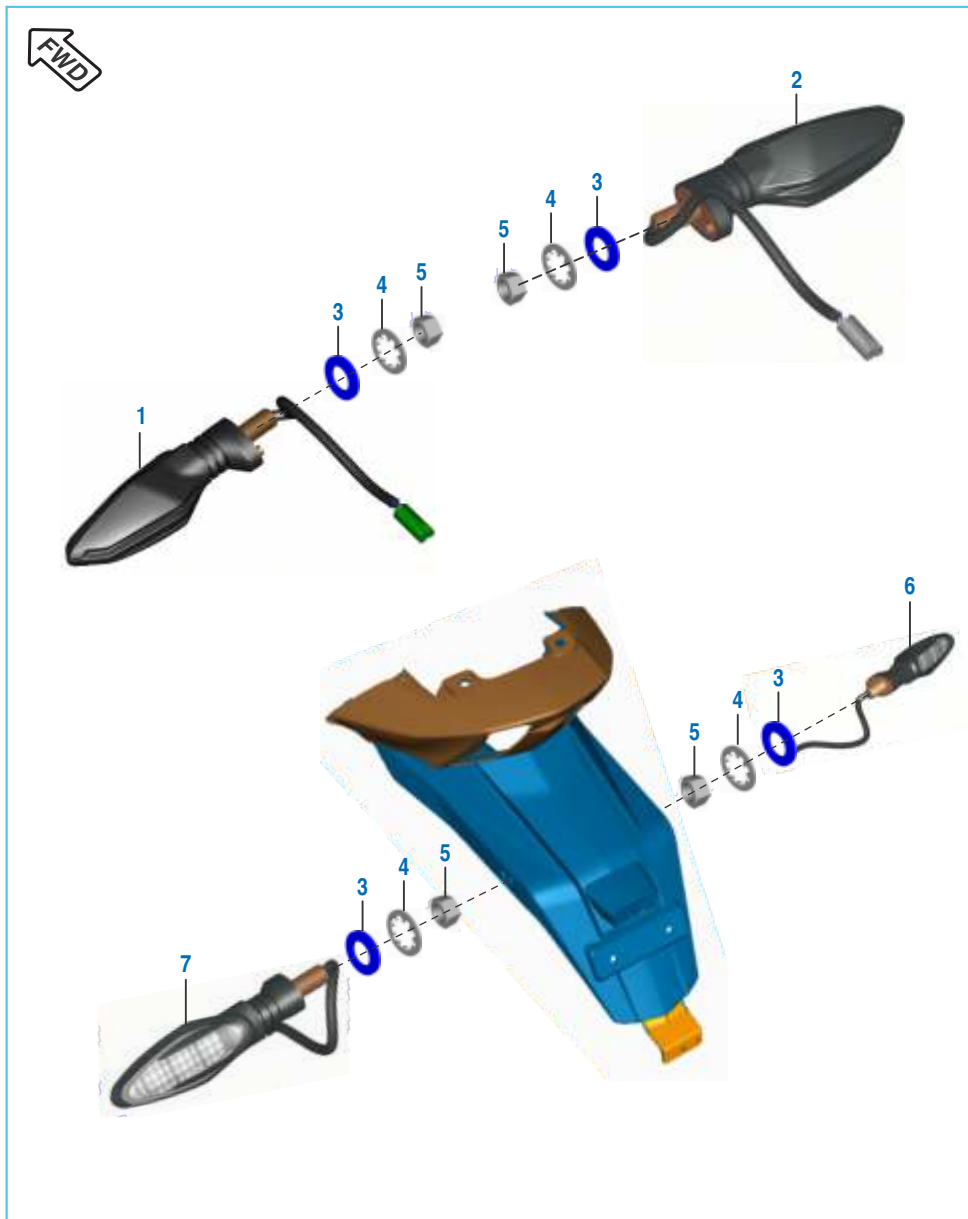
## Head Lamp Assembly & Front Number Plate



| No. | Part No.   | Description                 | Qty. |         | Remarks          |
|-----|------------|-----------------------------|------|---------|------------------|
|     |            |                             | ABS  | NON ABS |                  |
| 1   | JU 2328 00 | Front Number Plate          | 1    | 1       |                  |
| 2   | LB U000 65 | Screw Truss M5 x 0.8 x L14  | 2    | 2       |                  |
| 3   | LD B000 74 | Washer Plain                | 2    | 2       |                  |
| 4   | JF 1812 71 | Bracket Number Plate Mtg.   | 1    | 1       |                  |
|     | JF 2328 06 | Bracket plate number front  | 1    | --      | For UG Model     |
| 5   | KB BP05 30 | Screw Pan Cross             | 4    | 4       |                  |
|     | LB U000 66 | Screw truss                 | 4    | --      | For UG Model     |
| 6   | KD AA05 10 | Washer Plain Small          | 4    | 4       |                  |
| 7   | DT 1813 06 | Windshield                  | 1    | 1       |                  |
| 8   | JZ 2328 14 | Pad Rubber Number Plate Bkt | 2    | 2       |                  |
| 9   | JF 1812 68 | Side Mask LH                | 1    | 1       |                  |
| 10  | JF 1812 67 | Side Mask RH                | 1    | 1       |                  |
| 11  | 39 1501 11 | Plain Washer                | 4    | 4       |                  |
| 12  | LB U000 65 | Screw Truss                 | 4    | 4       |                  |
| 13  | JF 1812 66 | Mask Carrier                | 1    | 1       |                  |
| 14  | KB UA06 14 | Screw Truss                 | 7    | 7       |                  |
| 15  | LD B000 72 | Plain Washer                | 4    | 4       |                  |
| 16  | LB U000 55 | Screw Button Head           | 2    | 2       | M6 x 1 x L15     |
| 17  | JF 1812 75 | Decal Mask LH               | 1    | 1       |                  |
| 18  | JF 1812 76 | Decal Mask RH               | 1    | 1       |                  |
| 19  | DT 4010 20 | Head Lamp Assembly          | 1    | 1       |                  |
| 20  | 39 0255 11 | Washer Plain                | 3    | 3       |                  |
|     | KD BA06 13 | Washer Plain                | 3    | 3       | ECR-N17JFCHA1299 |
| 21  | JF 1812 77 | Well Nut                    | 4    | 4       |                  |
| 22  | DT 1810 30 | Tape anti abrasive 3M - K8  | 8    | --      | For UG Model     |
| 23  | JD 1812 30 | Foam                        | 2    | --      | For UG Model     |
| 24  | JF 1813 61 | Foam                        | 2    | --      | For UG Model     |
| 25  | JF 1813 62 | Foam                        | 2    | --      | For UG Model     |

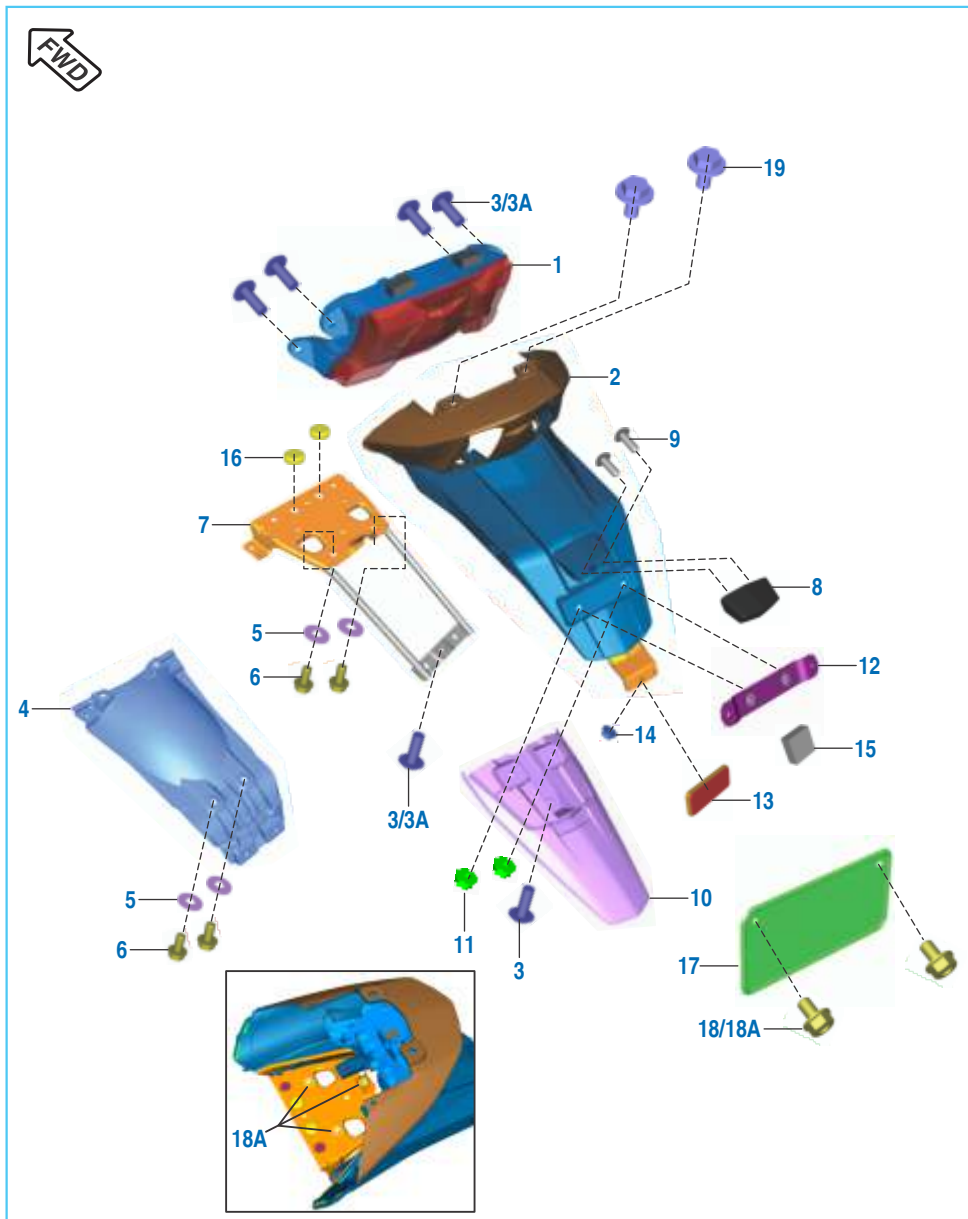


Indicator Light Assembly



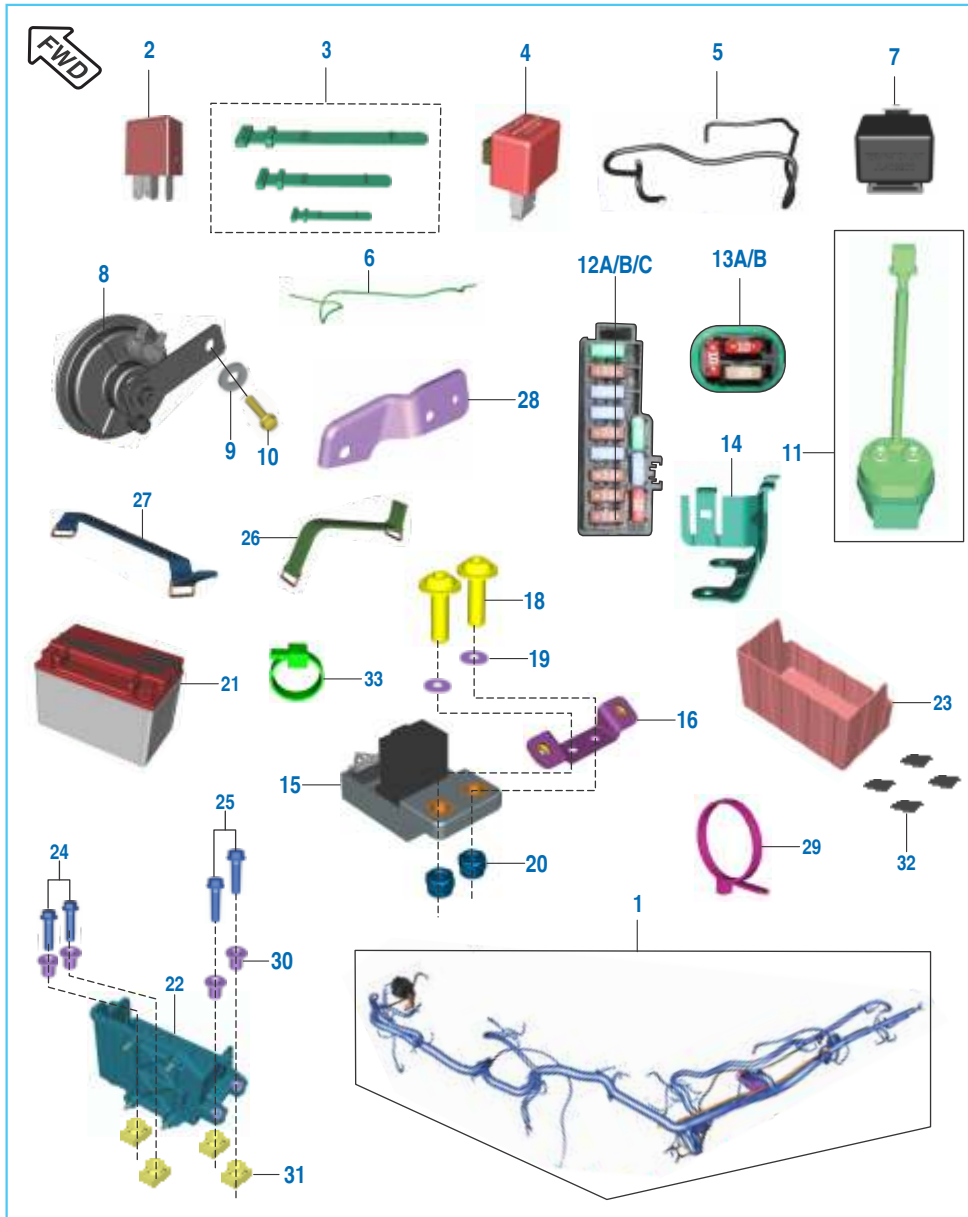
| No. | Part No.   | Description                 | Qty. |         | Remarks      |
|-----|------------|-----------------------------|------|---------|--------------|
|     |            |                             | ABS  | NON ABS |              |
| 1   | DT 4010 02 | Indicator Assembly Front LH | 1    | 1       |              |
| 2   | DT 4010 03 | Indicator Assembly Front RH | 1    | 1       |              |
| 3   | LD A000 12 | Washer Plain                | 4    | 4       |              |
|     | KD AA10 18 | Washer plain small          | 4    | --      | For UG Model |
| 4   | LD F000 02 | Washer Toothed              | 4    | 4       |              |
|     | KD FB10 18 | Washer toothed              | 4    | --      | For UG Model |
| 5   | LC A000 05 | Nut Hex M10 x 1.25          | 4    | 4       |              |
|     | KC AD10 08 | Nut hex thick               | 4    | --      | For UG Model |
| 6   | JY 4010 24 | Indicator Assembly RR LH    | 1    | 1       |              |
| 7   | JY 4010 25 | Indicator Assembly RR RH    | 1    | 1       |              |

## Tail Lamp Assembly &amp; Rear Number Plate



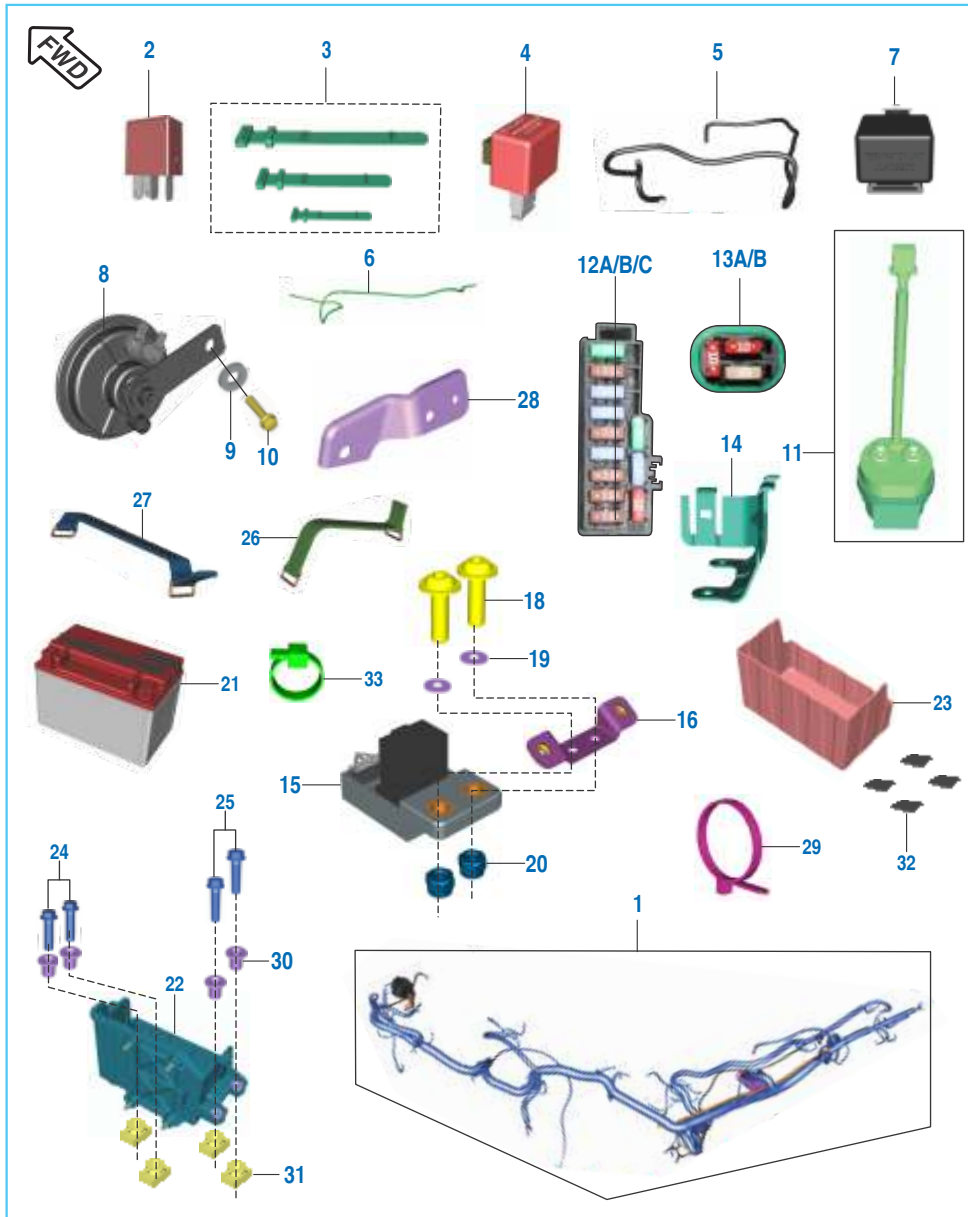
| No. | Part No.   | Description                 | Qty. |         | Remarks      |
|-----|------------|-----------------------------|------|---------|--------------|
|     |            |                             | ABS  | NON ABS |              |
| 1   | DT 4010 21 | Tail Lamp Assembly          | 1    | 1       |              |
|     | JF 4010 22 | Lamp tail                   | 1    | --      | For UG Model |
| 2   | JF 1814 20 | Fender Rear                 | 1    | 1       |              |
| 3   | LB U000 65 | Screw Truss                 | 6    | 6       |              |
| 3A  | KB UA05 14 | Screw truss                 | 5    | --      | For UG Model |
| 4   | JF 1814 21 | Under Tray Fender Rear      | 1    | 1       |              |
| 5   | LD B000 72 | Plain Washer                | 4    | 4       |              |
|     | LD B000 23 | Washer plain                | 2    | --      | For UG Model |
| 6   | LA D001 96 | Bolt Flanged                | 4    | 4       |              |
|     | KA DD06 12 | Bolt flanged                | 2    | --      | For UG Model |
| 7   | JF 1814 22 | Reinforcement Rear Fender   | 1    | 1       |              |
| 8   | JG 4010 06 | No. Plate Illumination Lamp | 1    | 1       |              |
| 9   | LB R000 03 | Screw CR Pan Head Tap       | 1    | 1       | 4 x 1.59     |
| 10  | JF 1814 24 | Flap Rear Fender            | 1    | 1       |              |
| 11  | LC G000 30 | Nut Flange                  | 2    | 2       |              |
| 12  | JF 1813 07 | Bracket Rear Number Plate   | 1    | 1       |              |
|     | JF 2328 07 | Bracket plate number rear   | 1    | --      | For UG Model |
| 13  | JG 4010 36 | Reflector - Reflex          | 1    | 1       |              |
| 14  | LC G000 28 | Nut                         | 1    | 1       |              |
| 15  | JZ 2328 05 | Foam Rear Number Plate      | 1    | 1       |              |
| 16  | DJ 2011 73 | Grommet For Cables          | 2    | 2       | Rear Fender  |
| 17  | DP 1611 45 | Number Plate Rear           | 1    | 1       |              |
| 18  | KA DA06 10 | Bolt Flange M6              | 2    | 2       |              |
| 18A | KA DD06 10 | Bolt flanged                | 5    | --      | For UG Model |
| 19  | LA D001 95 | Bolt flange - M6            | 2    | --      | For UG Model |

## Electrical Equipments



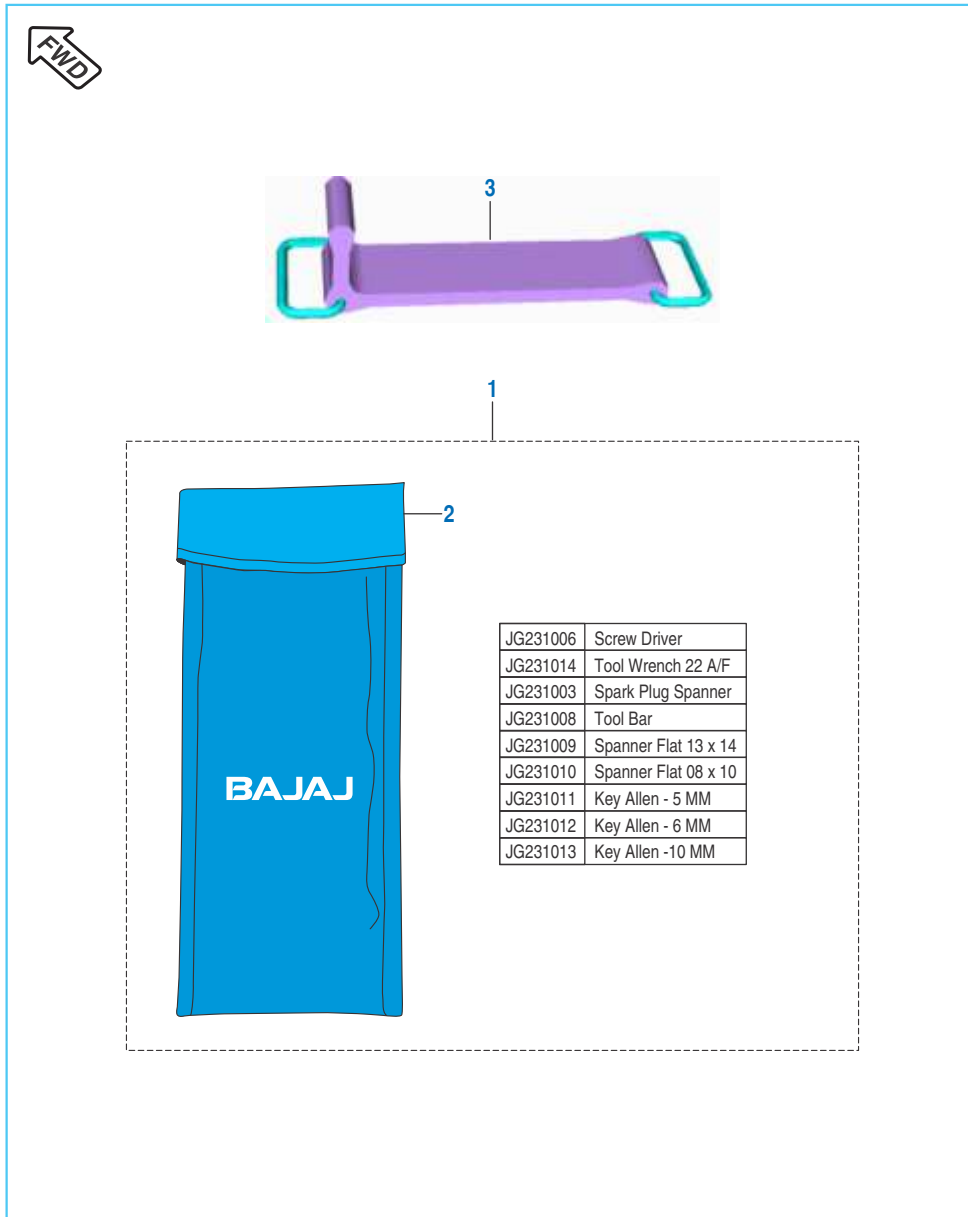
| No. | Part No.   | Description                  | Qty. |         | Remarks              |
|-----|------------|------------------------------|------|---------|----------------------|
|     |            |                              | ABS  | NON ABS |                      |
| 1   | JF 4022 35 | Harness Wiring - Non ABS     | --   | 1       |                      |
|     | JF 4022 45 | Harness Wiring - ABS         | 1    | --      |                      |
|     | JF 4022 48 | Harness wiring               | 1    | --      | For UG Model         |
| 2   | JL 4030 00 | Relay                        | 4    | 4       |                      |
| 3   | 36 DT00 04 | Kit Band Wiring Harness      | 1    | 1       | Refer Kit List       |
| 4   | JG 4020 02 | DC Flasher                   | 1    | 1       |                      |
| 5   | JF 4022 12 | Cable Assy Relay To Motor    | 1    | 1       | N.I.                 |
| 6   | JF 4022 11 | Cable Earth                  | 1    | 1       | N.I.                 |
|     | LD F000 01 | Washer toothed - cable earth | 3    | --      | (N.I.) For UG Model  |
| 7   | JL 4032 00 | Termination Unit             | 1    | 1       |                      |
| 8   | PA 4016 00 | Horn - 82 DIA                | 1    | 1       |                      |
|     | JF 4016 01 | Horn                         | 1    | 1       | Ser. Bull. 2018 - 05 |
| 9   | LD B000 73 | Washer - Plain               | 1    | 1       |                      |
| 10  | KA DA08 14 | Hex Head Bolt - Flanged M8   | 1    | 1       |                      |
|     | LA D001 97 | Bolt flange                  | 1    | --      | For UG Model         |
| 11  | JN 3516 04 | Starter Relay - With Grommet | 1    | 1       |                      |
| 12A | DT 4022 26 | Fuse - 7.5A                  | 5    | 5       | Not Illustrated      |
| 12B | JG 4022 29 | Fuse 15A                     | 4    | 4       | Not Illustrated      |
| 12C | JG 4022 30 | Fuse 30A                     | 2    | 2       | Not Illustrated      |
| 13A | JG 4022 28 | Fuse 10A                     | 2    | --      | Not Illustrated      |
| 13B | JG 4022 34 | Fuse 25A                     | 1    | --      | Not Illustrated      |
| 14  | DT 1138 51 | Bracket Fuse Box Mtg Loose   | 1    | --      |                      |
|     | DT 1138 25 | Bracket Fuse Box Mtg Loose   | --   | 1       |                      |
| 15  | JY 4036 04 | Roll Over Sensor             | 1    | 1       |                      |
| 16  | JF 1138 42 | Bracket Roll Over Sensor     | 1    | 1       |                      |
| 17  | KA CF06 12 | Bolt Socket                  | 2    | 2       | M6 x 1 x L12         |
| 18  | LA C000 08 | Screw Truss                  | 2    | 2       | M6 x 1 x L25         |
| 19  | LD B000 72 | Plain Washer                 | 2    | 2       |                      |
| 20  | KC GC06 06 | Nut Hex Flanged              | 2    | 2       |                      |
|     | KC HA06 08 | Nut nyloc                    | 2    | --      | For UG Model         |

## Electrical Equipments



| No. | Part No.   | Description                | Qty. |         | Remarks      |
|-----|------------|----------------------------|------|---------|--------------|
|     |            |                            | ABS  | NON ABS |              |
| 21  | 36 JU00 15 | 12V 8Ah VRLA Battery       | 1    | 1       |              |
| 22  | JF 1812 73 | Assembly Battery Case      | 1    | 1       |              |
| 23  | JF 1813 08 | Rubber Battery Case        | 1    | 1       |              |
| 24  | KA ED06 22 | Bolt Flanged Small Length  | 2    | 2       |              |
| 25  | KA ED06 25 | Bolt Flanged Long Length   | 2    | 2       |              |
| 26  | JL 1138 25 | Band Battery Case Vertical | 1    | 1       |              |
| 27  | DT 1810 22 | Band Battery Case          | 1    | 1       |              |
| 28  | JF 1138 16 | Horn Mounting Bracket      | 1    | 1       |              |
|     | JF 1138 50 | Horn Mounting Bracket      | 1    | 1       |              |
|     | JF 1138 61 | Bracket horn               | 1    | --      | For UG Model |
| 29  | JF 1710 64 | Band cable                 | 2    | --      | For UG Model |
| 30  | DT 1813 16 | Sleeve battery case        | 4    | --      | For UG Model |
| 31  | DT 1813 17 | Grommet battery case       | 4    | --      | For UG Model |
| 32  | JK 4018 01 | Foam battery band          | 6    | --      | For UG Model |
| 33  | PA 4022 04 | Band (Length 110MM)        | 10   | --      | For UG Model |
| 34  | JD 4022 17 | Tie band (L 150)           | 11   | --      | For UG Model |

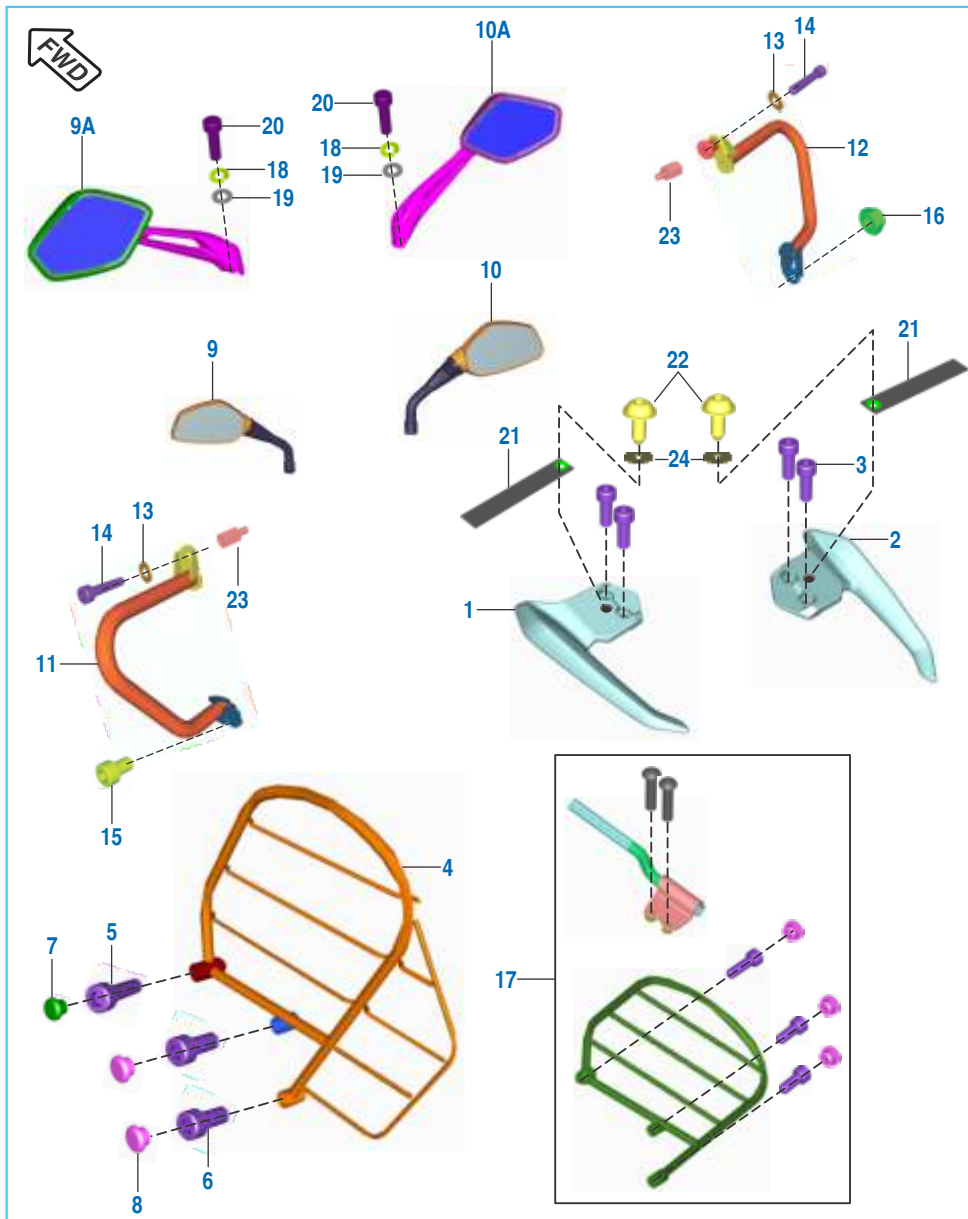
Tool Kit



| No. | Part No.   | Description   | Qty. |         | Remarks         |
|-----|------------|---------------|------|---------|-----------------|
|     |            |               | ABS  | NON ABS |                 |
| 1   | JG 2310 01 | Tool Kit      | 1    | 1       | Not Serviceable |
|     | JF 2310 10 | Tool kit      | 1    | --      | For UG Model    |
| 2   | JG 2310 02 | Tool Bag      | 1    | 1       |                 |
| 3   | DP 2210 11 | Band Tool Kit | 2    | 2       |                 |
|     | JL 2310 03 | Tool kit band | 2    | --      | For UG Model    |



## Accessories - Mirror, Leg Guards, Grab Handles & Saree Guard



| No. | Part No.   | Description                  | Qty. |         | Remarks        |
|-----|------------|------------------------------|------|---------|----------------|
|     |            |                              | ABS  | NON ABS |                |
| 1   | DT 2314 07 | Grab Handle LH               | 1    | 1       |                |
|     | 56 DT5U 36 | Grab handle LH silk matt blk | 1    | --      | For UG Model   |
| 2   | DT 2314 10 | Grab Handle RH               | 1    | 1       |                |
|     | 56 DT5V 36 | Grab handle RH silk matt blk | 1    | --      | For UG Model   |
| 3   | LA C001 19 | Bolt Master KAC              | 4    | 4       |                |
| 4   | JF 2312 08 | Guard Sari                   | 1    | 1       |                |
| 5   | KA CB06 22 | Bolt Socket L-22             | 1    | 1       |                |
|     | KA CH06 22 | Bolt                         | 1    | 1       | From 21.07.17  |
| 6   | KA CA08 18 | Bolt Master KAC              | 2    | 2       |                |
| 7   | JL 2312 09 | Plug Saree Guard             | 1    | 1       |                |
| 8   | JF 2312 11 | Plug Saree Guard             | 2    | 2       |                |
| 9   | JL 2316 00 | Mirror Assly LH              | 1    | 1       |                |
| 9A  | JF 2316 08 | Mirror LH                    | 1    | --      | For UG Model   |
| 10  | JL 2316 01 | Mirror Assly RH              | 1    | 1       |                |
| 10A | JF 2316 09 | Mirror RH                    | 1    | --      | For UG Model   |
| 11  | JF 2312 16 | Guard Leg LH                 | 1    | 1       |                |
|     | JF 2312 09 | Guard Leg LH                 | 1    | --      | For UG Model   |
| 12  | JF 2312 17 | Guard Leg RH                 | 1    | 1       |                |
|     | JF 2312 10 | Guard leg RH                 | 1    | --      | For UG Model   |
| 13  | LD B000 76 | Washer Plain                 | 3    | 3       |                |
| 14  | LA C001 10 | Bolt Socket - M6 x 1 x L35   | 2    | 2       |                |
|     | LA C001 49 | Bolt socket - M6             | 2    | --      | For UG Model   |
| 15  | LA C001 09 | Bolt Socket - M6x1xL10       | 1    | 1       |                |
| 16  | LC H000 04 | Nut Nyloc - M8 x 1.25 x HT8  | 1    | 1       |                |
|     | LC L000 07 | Nut U flanged - M8           | 1    | --      | For UG Model   |
| 17  | 36 JF01 66 | Kit saree guard+grab+fitting | 1    | 1       | Refer Kit List |
| 18  | LD H000 16 | Washer conical               | 2    | --      | For UG Model   |
| 19  | KD AA08 16 | Washer plain small           | 2    | --      | For UG Model   |
| 20  | LA C001 41 | Bolt socket - M8             | 2    | --      | For UG Model   |
| 21  | JF 2314 15 | Strap rear                   | 2    | --      | For UG Model   |
| 22  | LB U000 55 | Screw button head - M6       | 2    | --      | For UG Model   |
| 23  | LA A000 50 | Bolt - M8                    | 2    | --      | For UG Model   |
| 24  | LD B000 84 | Washer                       | 2    | --      | For UG Model   |



## Painted Parts and Decals



| No. | Part No.   | Description               | Qty. |         | Remarks             |
|-----|------------|---------------------------|------|---------|---------------------|
|     |            |                           | ABS  | NON ABS |                     |
| 1   | JF 1710 22 | Tank Central Cover        | 1    | 1       |                     |
| 2   | 56 JF22 W3 | Tank Cover Top            | 1    | 1       | Classic White       |
|     | 56 JF22 1U | Tank Cover Top            | 1    | 1       | Plum Red            |
|     | 56 JF22 1V | Tank Cover Top            | 1    | 1       | Twilight Blue       |
|     | 56 JF22 8T | Tank Cover Top            | 1    | 1       | Graphite Matt Black |
| 3   | JF 1710 19 | Tank Cap Cover            | 1    | 1       |                     |
| 4   | 56 JF14 W3 | Side Mask LH              | 1    | 1       | Classic White       |
|     | 56 JF14 1U | Side Mask LH              | 1    | 1       | Plum Red            |
|     | 56 JF14 1V | Side Mask LH              | 1    | 1       | Twilight Blue       |
|     | 56 JF14 8T | Side Mask LH              | 1    | 1       | Graphite Matt Black |
| 5   | 56 JF15 W3 | Side Mask RH              | 1    | 1       | Classic White       |
|     | 56 JF15 1U | Side Mask RH              | 1    | 1       | Plum Red            |
|     | 56 JF15 1V | Side Mask RH              | 1    | 1       | Twilight Blue       |
|     | 56 JF15 8T | Side Mask RH              | 1    | 1       | Graphite Matt Black |
| 6   | 56 JF20 W3 | Tank Side Cover LH        | 1    | 1       | Classic White       |
|     | 56 JF20 1U | Tank Side Cover LH        | 1    | 1       | Plum Red            |
|     | 56 JF20 1V | Tank Side Cover LH        | 1    | 1       | Twilight Blue       |
|     | 56 JF20 8T | Tank Cover LH             | 1    | 1       | Graphite Matt Black |
| 7   | 56 JF21 W3 | Tank Side Cover RH        | 1    | 1       | Classic White       |
|     | 56 JF21 1U | Tank Side Cover RH        | 1    | 1       | Plum Red            |
|     | 56 JF21 1V | Tank Side Cover RH        | 1    | 1       | Twilight Blue       |
|     | 56 JF21 8T | Tank Cover RH             | 1    | 1       | Graphite Matt Black |
| 8   | 52 JF02 97 | Side Cover LH             | 1    | 1       |                     |
|     | 56 JF2B 4X | Side Cover LH Satin Black | 1    | 1       |                     |
| 9   | 52 JF03 02 | Side Cover RH             | 1    | 1       |                     |
|     | 56 JF2C 4X | Side Cover RH Satin Black | 1    | 1       |                     |


## Painted Parts and Decals



| No. | Part No.   | Description                 | Qty. |         | Remarks  |
|-----|------------|-----------------------------|------|---------|--|
|     |            |                             | ABS  | NON ABS |  |
| 10  | 52 JF03 05 | Assembly Seat Cowl LH       | 1    | 1       | Classic White<br>Plum Red<br>Twilight Blue             |
|     | 52 JF02 95 | Assembly Seat Cowl LH       | 1    | 1       |  |
|     | 52 JF03 00 | Assembly Seat Cowl LH       | 1    | 1       |  |
|     | 52 JF06 28 | Seat Cowl LH Ebony Black    | 1    | 1       |  |
| 11  | 52 JF03 06 | Assembly Seat Cowl RH       | 1    | 1       | Classic White<br>Plum Red<br>Twilight Blue             |
|     | 52 JF02 96 | Assembly Seat Cowl RH       | 1    | 1       |  |
|     | 52 JF03 01 | Assembly Seat Cowl RH       | 1    | 1       |  |
|     | 52 JF06 29 | Seat Cowl RH Ebony Black    | 1    | 1       |  |
| 12  | 52 JF03 04 | Assembly Front Fender       | 1    | 1       | Classic White<br>Plum Red<br>Plum Red<br>Twilight Blue |
|     | 52 JF02 94 | Assembly Front Fender       | 1    | --      |  |
|     | 52 JF03 20 | Assembly Front Fender       | --   | 1       |  |
|     | 52 JF02 99 | Assembly Front Fender       | 1    | 1       |  |
|     | 52 JF06 26 | Front Fender Satin Black    | 1    | --      |  |
|     | 52 JF06 27 | Front Fender Satin Black    | --   | 1       |  |
| 13  | 36 JF00 71 | Kit DCL F Fender P White    | 1    | --      |  |
|     | 36 JF00 76 | Kit DCL F Fender P White    | --   | 1       |  |
|     | 36 JF00 67 | Kit DCL F Fender Plum Red   | 1    | --      |  |
|     | 36 JF00 74 | Kit DCL F Fender Plum Red   | --   | 1       |  |
|     | 36 JF00 69 | Kit DCL F Fender T Blue     | 1    | --      |  |
|     | 36 JF00 75 | Kit DCL F Fender T Blue     | --   | 1       |  |
| 14  | 36 JF00 68 | Kit Dcl Seat Cowl Plum Red  | 1    | 1       |  |
|     | 36 JF00 70 | Kit Dcl Seat Cowl T Blue    | 1    | 1       |  |
| 15  | JF 2330 99 | Decal Cowl Seat Bottom 3D   | 2    | 2       |  |
| 16  | JF 2331 18 | Decal Tank 3D Dominar       | 2    | 2       |  |
| 17  | 56 JF24 6B | Shorud LH Moon Light Silver | 1    | 1       |  |
| 18  | 56 JF25 6B | Shroud RH Moon Light Silver | 1    | 1       |  |

Painted Parts and Decals - Dec. 2017


New colour & decal Scheme (Graphite matt black, California blue & Racing red)



| No. | Part No.   | Description    | Qty. |         | Remarks             |
|-----|------------|----------------|------|---------|---------------------|
|     |            |                | ABS  | NON ABS |                     |
| 1   | 56 JF14 8T | Side mask LH   | 1    | 1       | Graphite matt black |
|     | 56 JF14 8Y | Side mask LH   | 1    | 1       | California blue     |
|     | 56 JF14 8X | Side mask LH   | 1    | 1       | Racing red          |
| 2   | 56 JF15 8T | Side mask RH   | 1    | 1       | Graphite matt black |
|     | 56 JF15 8Y | Side mask RH   | 1    | 1       | California blue     |
|     | 56 JF15 8X | Side mask RH   | 1    | 1       | Racing red          |
| 3   | 56 JF20 8T | Tank cover LH  | 1    | 1       | Graphite matt black |
|     | 56 JF20 8Y | Tank cover LH  | 1    | 1       | California blue     |
|     | 56 JF20 8X | Tank cover LH  | 1    | 1       | Racing red          |
| 4   | 56 JF21 8T | Tank cover RH  | 1    | 1       | Graphite matt black |
|     | 56 JF21 8Y | Tank cover RH  | 1    | 1       | California blue     |
|     | 56 JF21 8X | Tank cover RH  | 1    | 1       | Racing red          |
| 5   | 56 JF22 8T | Tank cover top | 1    | 1       | Graphite matt black |
|     | 56 JF22 8Y | Tank cover top | 1    | 1       | California blue     |
|     | 56 JF22 8X | Tank cover top | 1    | 1       | Racing red          |
| 6   | 56 JF39 8T | Belly pan RH   | 1    | 1       | Graphite matt black |
|     | 56 JF39 8Y | Belly pan RH   | 1    | 1       | California blue     |
|     | 56 JF39 8X | Belly pan RH   | 1    | 1       | Racing red          |
| 7   | 56 JF38 8T | Belly pan LH   | 1    | 1       | Graphite matt black |
|     | 56 JF38 8Y | Belly pan LH   | 1    | 1       | California blue     |
|     | 56 JF38 8X | Belly pan LH   | 1    | 1       | Racing red          |
| 8   | 52 JF07 46 | Seat cowl LH   | 1    | 1       | Graphite matt black |
|     | 52 JF07 58 | Seat cowl LH   | 1    | 1       | California blue     |
|     | 52 JF07 83 | Seat cowl LH   | 1    | 1       | Racing red          |

Painted Parts and Decals - Dec. 2017


New colour & decal Scheme (Graphite matt black, California blue & Racing Red)



| No. | Part No.   | Description                    | Qty. |         | Remarks             |
|-----|------------|--------------------------------|------|---------|---------------------|
|     |            |                                | ABS  | NON ABS |                     |
| 9   | 52 JF07 47 | Seat cowl RH                   | 1    | 1       | Graphite matt black |
|     | 52 JF07 59 | Seat cowl RH                   | 1    | 1       | California blue     |
|     | 52 JF07 84 | Seat cowl RH                   | 1    | 1       | Racing red          |
| 10  | 52 JF07 31 | Front fender decal             | 1    | --      | Graphite matt black |
|     | 52 JF07 27 | Fr fen sat blk + blue decal    | 1    | --      | California blue     |
|     | 52 JF07 32 | Fr fen sat blk + r red decal   | 1    | --      | Racing red          |
| 11  | 52 JF07 74 | Front Fender with Decal        | --   | 1       |                     |
|     | 52 JF07 28 | Fr. Fen. sat blk + dec c blue  | --   | 1       | California blue     |
|     | 52 JF07 33 | Fr. Fen. sat blk + decal r red | --   | 1       | Racing red          |
| 12  | JF 2331 98 | Decal 3D                       | 2    | 2       | Decals              |
| 13  | JF 2331 99 | Decal 3D cowl seat             | 2    | 2       | Decals              |
| 14  | JF 5412 11 | Label cover                    | 1    | 1       | Decals              |
| 15  | JF 5412 12 | Label bajaj                    | 1    | 1       | Decals              |
| 16  | 36 JF01 56 | Kit decal front fender         | --   | 1       | Graphite matt black |
|     | 36 JF01 58 | Kit decal front fender c blue  | --   | 1       | California blue     |
|     | 36 JF01 57 | Kit decal front fender r red   | --   | 1       | Racing red          |
| 17  | 36 JF01 60 | Kit decal front fender         | 1    | --      | Graphite matt black |
|     | 36 JF01 62 | Kit decal front fender c blue  | 1    | --      | California blue     |
|     | 36 JF01 61 | Kit decal front fender r red   | 1    | --      | Racing red          |
| 18  | 36 JF01 64 | Kit decal seat cowl            | 1    | 1       | Decals              |




## Painted Parts and Decals - For UG Model



| No. | Part No.   | Description  | Qty. |         | Remarks |
|-----|------------|--|------|---------|---------|
|     |            |  | ABS  | NON ABS |         |
| 1   | 56 JF14 4X | Side mask LH in satin black                            | 1    | --      |         |
| 2   | 56 JF15 4X | Side mask RH in satin black                            | 1    | --      |         |
| 3   | 56 JF8C 9A | Tank cover LH glamour green                            | 1    | --      |         |
|     | 56 JF8C 8T | Tank cover LH graph. matt blk                          | 1    | --      |         |
|     | 56 JF8C 6D | Tank cover LH charcoal black                           | 1    | --      |         |
| 4   | 56 JF8D 9A | Tank cover RH glamour green                            | 1    | --      |         |
|     | 56 JF8D 8T | Tank cover RH graph. matt blk                          | 1    | --      |         |
|     | 56 JF8D 6D | Tank cover RH charcoal black                           | 1    | --      |         |
| 5   | 56 JF22 9A | Tank cover top glamour green                           | 1    | --      |         |
|     | 56 JF22 8T | Tank cover top graph matt blk                          | 1    | --      |         |
|     | 56 JF22 6D | Tank cover top charcoal black                          | 1    | --      |         |
| 6   | 52 JF13 51 | Belly pan LH satin black + decal glamour green         | 1    | --      |         |
|     | 52 JF13 45 | Belly pan LH satin black + decal graphite matt black   | 1    | --      |         |
| 7   | 52 JF13 52 | Belly pan RH satin black + decal glamour green         | 1    | --      |         |
|     | 52 JF13 46 | Belly pan RH satin black + decal graphite matt black   | 1    | --      |         |
| 8   | 52 JF13 53 | Seat cowl LH satin black + glamour green + decal       | 1    | --      |         |
|     | 52 JF13 47 | Seat cowl LH satin black + graphite matt black + decal | 1    | --      |         |
|     | 52 JF12 79 | Seat cowl LH charcoal blk+dcl                          | 1    | --      |         |
| 9   | 52 JF13 54 | Seat cowl RH satin black + glamour green + decal       | 1    | --      |         |
|     | 52 JF13 48 | Seat cowl RH satin black + graphite matt black + decal | 1    | --      |         |
|     | 52 JF12 80 | Seat cowl RH charcoal blk+dcl                          | 1    | --      |         |

## Painted Parts and Decals - For UG Model



| No. | Part No.   | Description                              | Qty. |         | Remarks |
|-----|------------|--|------|---------|---------|
|     |            |  | ABS  | NON ABS |         |
| 10  | 52 JF13 55 | Front fender S. Black + glamour green    | 1    | --      |         |
|     | 52 JF13 49 | Front fender S. Black + glamour matt Blk | 1    | --      |         |
| 11  | JF 2331 98 | Decal 3D                                 | 1    | --      |         |
| 12  | JF 2331 99 | Decal 3D cowl seat                       | 1    | --      |         |
| 13  | JF 5412 11 | Label cover                              | 1    | --      |         |
| 14  | JF 5412 12 | Label bajaj                              | 1    | --      |         |
| 15  | JF 2332 34 | Decal ring cover magneto                 | 1    | --      |         |
| 16  | JF 2332 35 | Decal ring cover clutch                  | 1    | --      |         |
| 17  | 56 JF8L 9A | Mask headlamp glam green                 | 1    | --      |         |
|     | 56 JF8L 8T | Mask headlamp graph matt blk             | 1    | --      |         |
|     | 56 JF8L 6D | Head lamp mask charcoal blk              | 1    | --      |         |
| 18  | 56 JF7E 4X | Belly pan center in satin blk            | 1    | --      |         |
| 19  | 56 JF13 4X | Cover side RH satin black                | 1    | --      |         |
| 20  | 56 JF12 4X | Cover side LH satin black                | 1    | --      |         |
| 21  | JF 2332 15 | Decal belly pan LH graph blk             | 1    | --      |         |
|     | JF 2332 22 | Decal belly pan LH glam green            | 1    | --      |         |
|     | JF 2332 37 | Decal belly pan LH charcoal              | 1    | --      |         |
| 22  | JF 2332 16 | Dcl belly pan RH graph blk               | 1    | --      |         |
|     | JF 2332 23 | Dcl belly pan RH glam green              | 1    | --      |         |
|     | JF 2332 38 | Decal belly pan RH charcoal              | 1    | --      |         |
|     | JF 2332 30 | Decal cowl seat upper LH blk             | 1    | --      |         |
| 24  | JF 2332 31 | Decal cowl seat upper RH blk             | 1    | --      |         |
| 25  | JF 1710 93 | Decal dome tank                          | 1    | --      |         |



## Consumable Parts



| No. | Part No.                               | Description  | Supply Unit                  | Application  |
|-----|--|--|------------------------------|--|
| 1   | 36 0010 61<br>83 0204 11<br>83 0203 34 | Bajaj Genuine Oil 10W50<br>Bajaj Genuine Oil 10W30*<br>Bajaj Genuine Oil 20W50*<br>(BGO to be ordered to HPCL) | 1.5 Ltr.<br>1 Ltr.<br>1 Ltr. | Dominar 400<br>100cc Models<br>125cc and above models                          |
| 2   | 36 0010 58                             | Bajaj Coolant Koolex*  | 1 Ltr.                       | Coolant Top-up/Replace   |
| 3   | 36 DH40 61<br>83 0203 25               | Brake Fluid DOT4<br>Brake Fluid DOT3   | 100 ml<br>100 ml             | Disc Brake Top-up/Replace<br>Disc Brake Top-up/Replace                         |
| 4   | 36 DH40 52                             | Silicon grease   | 3 gm                         | Caliper Pin  |
| 5   | 83 0204 73<br>36 DK00 45               | Grease Petamo GHY 441<br>Grease Molycoat   | 3 gm<br>200 gm               | Water Pump Seals<br>For Starter Clutch Lubrication                             |
| 6   | 36 0010 52<br>36 JL01 81               | HP Lithon RR Grease<br>Limaplex HTX 3 Grease   | 10 gm<br>10 gm               | Steering Race<br>Steering Race   |
| 7   | 83 0201 73                             | Multi Purpose Grease*<br>(Local Purchase)  | --                           | Lubrication of Clutch Lever,<br>Brake Lever, Brake Pedal &<br>Side Stand       |
| 8   | 36 0010 55                             | Chain Lubricant HP Make  | 1 kg                         | Non - Sealed Chain<br>Lubrication  |
| 9   | 36 0010 62                             | Liquid gasket L5910  | 50 ml                        | Crankcase Joining  |
| 10  | 36 3140 04<br>36 JG00 87               | Fork oil<br>Fork oil 480 ml (Dominar UG)   | 160 ml<br>480 ml             | Front Fork Top-up/Replace\<br>Front Fork Top-up/Replace\<br>Sealed Drive Chain |
| 11  | 36 DH40 29                             | Kit Spray Chain Lub  | 100 ml                       | Sealed Drive Chain   |
| 12  | 36 DH40 71                             | Wonderfill Chain Spray   | 100 ml                       | Sealed Drive Chain   |

\* Marked items to be arrange from vendor or local market. Not applicable against chassis number.

## Consumable Parts

|    |  |    |  |    |  |
|----|--|----|--|----|--|
| 13 |  | 14 |  | 15 |  |
| 16 |  | 17 |  | 18 |  |
| 19 |  | 20 |  | 21 |  |
| 22 |  | 23 |  | 24 |  |

| No. | Part No.         | Description  | Supply Unit  | Application   |
|-----|------------------|--|--------------|---|
| 13  | 36 DH40 72       | Rust Remover Spray Make - Zorric 88 & Wonder fill easiner                      | 100 ml       | For Removing Rust from Components                   |
| 14  | 76 0109 36       | Loctite Thread locker 243*   | 50 ml        | For Screws & Bolts                                  |
| 15  | 76 0109 37       | Loctite retaining compound 638*  | 50 ml        | For Screws & Bolts                                  |
| 16  | 37 0043 52       | Touch up paint slate grey*   | 440 ml       | Touch up of Frame, Swing Arm & Step Holder          |
| 17  | 37 0043 53       | Touch up paint Matte Silk black*   | 440 ml       | Touch up of Grab Handle, Handle Bar & Handle Holder |
| 18  | 36 0010 60       | Kibatsu touch up paint*  | 400 cc       | Touch up of Cylinder head, Block & Alloy Wheels     |
| 19  | 37 2240 18       | Paint Bottle Schwartz Black*   | --           | P-200NS Frame Touch-up                              |
| 20  | 75 6802 36<br>NA | Petroleum Jelly (Local Purchase)<br>Distilled Water (Local Purchase)           | --<br>1 Ltr. | For Battery Terminals<br>For Battery Level Top-up   |
| 21  | NA               | SAE 90 oil (Local Purchase)  | -            |   |
| 22  | 62 3050 84       | WD40 Spray (Local Purchase)  | 400 ml       | Electrical Contact Cleaning Spray                   |
| 23  | 36 0010 56       | Carburetor Cleaning Spray*   |              | For Cleaning Carburetor                             |
| 24  | 37 2540 39       | Corrosion Protection Spray*<br>Proto quick LTP902<br>(To be ordered on Vendor) | --           | For Preventing vehicle parts from rusting           |

\* Marked items to be arrange from vendor or local market. Not applicable against chassis number.

# Kit List



| Sr No    | Kit Part No.                  | Kit Description               | Consisting of Following Parts |                                |                       |
|----------|-------------------------------|-------------------------------|-------------------------------|--------------------------------|-----------------------|
|          |                               |                               | Part No.                      | Description                    | Qty/Kit               |
| 1        | 36JF0050                      | Assembly cylinder head        | JF511016                      | Cylinder head complete         | 1                     |
|          |                               |                               | JG511046                      | Stud (m8*1.25)                 | 2                     |
|          |                               |                               | JF511050                      | Cam gallery plug               | 1                     |
|          |                               |                               | JY601214                      | Pipe coolant                   | 1                     |
|          |                               |                               | JY511073                      | Plug                           | 1                     |
|          |                               |                               | 39156806                      | Sleeve - spring dowel          | 2                     |
| 2        | 36JF0051                      | Assembly crankcase LH         | BA102003                      | Plug - oil hole                | 1                     |
|          |                               |                               | JC101077                      | Plug taper                     | 2                     |
|          |                               |                               | DT541009                      | Crankcase LH                   | 1                     |
|          |                               |                               | JF541016                      | Nozzle                         | 1                     |
|          |                               |                               | JY541034                      | Bush starter shaft             | 2                     |
|          |                               |                               | JY541024                      | Jet evacuation oil             | 1                     |
|          |                               |                               | JY541050                      | Jet oil                        | 1                     |
|          |                               |                               | JY541038                      | Bush                           | 1                     |
|          |                               |                               | JY541052                      | Jet trans                      | 1                     |
|          |                               |                               | JF541017                      | Bracket                        | 1                     |
|          |                               |                               | LBB00007                      | Screw pan cross - m6 x 1 x L12 | 1                     |
|          |                               |                               | 3                             | 36JF0052                       | Assembly crankcase RH |
| JY541023 | Bush crankshaft               | 1                             |                               |                                |                       |
| 39256220 | Needle roller bearing         | 1                             |                               |                                |                       |
| JY541038 | Bush                          | 1                             |                               |                                |                       |
| JY541018 | Bush insert                   | 1                             |                               |                                |                       |
| JG601007 | Special shaft seal ring (oil) | 2                             |                               |                                |                       |
| LEB00001 | Circlip internal              | 1                             |                               |                                |                       |
| 4        | 36JF0053                      | Assly clutch cover With nozel | DT541204                      | Clutch cover with plug         | 1                     |
|          |                               |                               | 39199020                      | Bearing - needle               | 1                     |
|          |                               |                               | JG541021                      | Oil nozzle                     | 2                     |
| 5        | 36JF0054                      | Primary drive & driven        | JY551212                      | Gear primary drive             | 1                     |
|          |                               |                               | JF551412                      | Clutch outer complete          | 1                     |
| 6        | 36JF0055                      | Chain guide                   | JF511229                      | Chain guide slack side         | 1                     |
|          |                               |                               | JF511230                      | Chain guide tight side         | 1                     |
| 7        | 36JF0056                      | Chain sprocket                | JG131236                      | Sprocket 45t (6 mtg)           | 1                     |
|          |                               |                               | JY551029                      | Sprocket drive                 | 1                     |

# Kit List



| Sr No | Kit Part No. | Kit Description        | Consisting of Following Parts |                            |         |
|-------|--------------|------------------------|-------------------------------|----------------------------|---------|
|       |              |                        | Part No.                      | Description                | Qty/Kit |
|       |              |                        | JF141001                      | Chain drive - k10          | 1       |
| 8     | 36JF0057     | Engine gasket          | JY521006                      | Gasket cylinder block      | 1       |
|       |              |                        | JY541225                      | Gasket clutch cover        | 1       |
|       |              |                        | JF541209                      | Gasket magneto cover       | 1       |
|       |              |                        | JF511046                      | Head cover gasket          | 1       |
|       |              |                        | JF511049                      | Gasket cylinder head       | 1       |
|       |              |                        | CS101128                      | Gasket                     | 1       |
|       |              |                        | JG591070                      | Gasket exhaust             | 1       |
| 9     | 36JF0058     | Valve repair           | JF511236                      | Valve spring               | 4       |
|       |              |                        | JY511225                      | Retainer valve spring      | 4       |
|       |              |                        | JY511231                      | Shim                       | 4       |
|       |              |                        | CB101022                      | Cotter valve               | 8       |
|       |              |                        | CB101009                      | Seal valve stem            | 4       |
|       |              |                        | JY511223                      | Seat valve spring          | 4       |
| 10    | 36JF0059     | Block piston           | JF521008                      | Cylinder block             | 1       |
|       |              |                        | JF521210                      | Piston assembly            | 1       |
| 11    | 36JF0060     | Piston ring set        | JF521215                      | Ring piston top            | 1       |
|       |              |                        | JF521212                      | Ring piston second         | 1       |
|       |              |                        | JF521213                      | Ring piston oil            | 1       |
| 12    | 36JF0061     | Steering cone          | DG181005                      | Bearing cone               | 1       |
|       |              |                        | DG181045                      | Bearing cone upper         | 1       |
|       |              |                        | DG181046                      | Bearing race upper         | 1       |
|       |              |                        | DG181047                      | Bearing race lower         | 1       |
| 13    | 36JF0064     |                        | JF131810                      | Hose abs to Fr master cyl. | 1       |
| 14    | 36JF0065     |                        | JF131811                      | Hose abs to Fr caliper     | 1       |
| 15    | 36JF0066     |                        | JF131812                      | Hose abs to Rr master cyl. | 1       |
| 16    | 36JF         |                        | JF131813                      | Hose abs to Rr caliper     | 1       |
| 17    | 36JF0062     | Cylinder complete fork | JF121040                      | Cap oil lock               | 1       |
|       |              |                        | JF121041                      | Seat pipe                  | 1       |
|       |              |                        | DT121010                      | Piston ring                | 1       |

# Kit List



| Sr No | Kit Part No. | Kit Description              | Consisting of Following Parts |                             |         |
|-------|--------------|------------------------------|-------------------------------|-----------------------------|---------|
|       |              |                              | Part No.                      | Description                 | Qty/Kit |
|       |              |                              | DT121009                      | Bush slide                  | 1       |
|       |              |                              | DT121011                      | Spring rebound              | 1       |
| 18    | 36JF0063     | Fork oil seals               | JP121018                      | Fork oil seal skf           | 1       |
|       |              |                              | DT121018                      | Oil seal stopper            | 1       |
|       |              |                              | JP121019                      | Fork dust seal skf          | 1       |
| 19    | DT541203     | Magneto cover - Assembly cpl | DT541209                      | Magneto cover with plug     | 1       |
|       |              |                              | JG541232                      | Cap tdc finder              | 1       |
|       |              |                              | 30101195                      | O-ring(15.8x2.4)            | 1       |
|       |              |                              | JL541223                      | Label b-bajaj               | 1       |
|       |              |                              | JY541034                      | Bush starter shaft          | 2       |
|       |              |                              | JG541074                      | Oil nozzle                  | 1       |
| 20    | 36DT0004     | Tie band-w harness           | JD402212                      | Band 200 mm                 | 8       |
|       |              |                              | JD402217                      | Band 150 mm                 | 2       |
|       |              |                              | PA402204                      | Band 110 mm                 | 2       |
| 21    | JF232611     | Lock set 3 in 1              | DT401405                      | Ignition switch             | 1       |
|       |              |                              | JL232600                      | Lock -side                  | 1       |
|       |              |                              | JF171612                      | Fuel tank cap - k10         | 1       |
|       |              |                              | JL232601                      | Key set for k4              | 1       |
| 22    | 36JF0077     | Friction plate a + b         | JF551416                      | Friction plate a            | 4       |
|       |              |                              | JF551417                      | Friction plate b            | 3       |
| 23    | 36JF0067     | Dcl f fender plum red        | JF233093                      | Decal fender-front-LH-abs   | 1       |
|       |              |                              | JF233094                      | Decal fender-front-RH-ABS   | 1       |
| 24    | 36JF0068     | Dcl s cowl plum red          | JF233095                      | Decal cowl-seat-LH          | 1       |
|       |              |                              | JF233096                      | Decal cowl-seat-RH          | 1       |
| 25    | 36JF0069     | Dcl f fender t blue          | JF233100                      | Decal front fender LH - ABS | 1       |
|       |              |                              | JF233101                      | Decal front fender RH - ABS | 1       |
| 26    | 36JF0070     | Dcl s cowl t blue            | JF233102                      | Decal cowl seat- LH         | 1       |
|       |              |                              | JF233103                      | Decal cowl seat - RH        | 1       |
| 27    | 36JF0071     | Dcl f fender p white         | JF233104                      | Decal front fender LH - ABS | 1       |
|       |              |                              | JF233105                      | Decal front fender RH - ABS | 1       |

# Kit List



| Sr No | Kit Part No. | Kit Description                 | Consisting of Following Parts |                                 |         |
|-------|--------------|---------------------------------|-------------------------------|---------------------------------|---------|
|       |              |                                 | Part No.                      | Description                     | Qty/Kit |
| 28    | 36JF0072     | Dcl s cowl p white              | JF233106                      | Decal cowl seat- LH             | 1       |
|       |              |                                 | JF233107                      | Decal cowl seat- RH             | 1       |
| 29    | 36JF0073     | Dcl tank side cover             | JF233097                      | Decal tank side cover - LH      | 1       |
|       |              |                                 | JF233098                      | Decal tank side cover - RH      | 1       |
| 30    | 36JF0074     | Dcl fr fender plum red Non ABS  | JF233108                      | Decal fender front LH - Non ABS | 1       |
|       |              |                                 | JF233109                      | Decal fender front RH - Non ABS | 1       |
| 31    | 36JF0075     | Dcl f fender t blue-non ABS     | JF233110                      | Decal fender front LH - Non ABS | 1       |
|       |              |                                 | JF233111                      | Decal fender front RH - Non ABS | 1       |
| 32    | 36JF0076     | Dcl f fender p white - Non ABS  | JF233113                      | Decal fender front RH - Non ABS | 1       |
|       |              |                                 | JF233112                      | Decal fender front LH - Non ABS | 1       |
| 33    | 36JY0103     | Kit friction plate              | JY551418                      | Disc friction - A               | 4       |
|       |              |                                 | JY551420                      | Disc friction - C               | 3       |
| 34    | 36JU0019     | Kit Fork Oil seal               | JG121013                      | Seal oil                        | 1       |
|       |              |                                 | JG121011                      | Inner dust seal                 | 1       |
| 35    | 36JF0156     | Kit dcl Fr. fender gm black     | JF233176                      | Decal fender LH gm black        | 1       |
|       |              |                                 | JF233177                      | Decal fender RH gm black        | 1       |
| 36    | 36JF0157     | Kit dcl Fr. fender r red        | JF233180                      | Decal fender LH racing red      | 1       |
|       |              |                                 | JF233181                      | Decal fender RH racing red      | 1       |
| 37    | 36JF0158     | Kit dcl Fr. fender c blue       | JF233184                      | Decal fender LH c blue          | 1       |
|       |              |                                 | JF233185                      | Decal fender RH c blue          | 1       |
| 38    | 36JF0159     | Kit dcl Fr. fender g green      | JF233188                      | Decal fender LH g green         | 1       |
|       |              |                                 | JF233189                      | Decal fender RH g green         | 1       |
| 39    | 36JF0160     | Kit dcl Fr. fender gm black ABS | JF233174                      | Decal fender LH gm black ABS    | 1       |
|       |              |                                 | JF233175                      | Decal fender RH gm black ABS    | 1       |
| 40    | 36JF0161     | Kit dcl Fr. fender r red ABS    | JF233178                      | Decal fender LH racing red ABS  | 1       |
|       |              |                                 | JF233179                      | Decal fender RH racing red ABS  | 1       |

# Kit List



| Sr No | Kit Part No. | Kit Description                  | Consisting of Following Parts |                             |         |
|-------|--------------|----------------------------------|-------------------------------|-----------------------------|---------|
|       |              |                                  | Part No.                      | Description                 | Qty/Kit |
| 41    | 36JF0162     | Kit dcl Fr. fender c blue ABS    | JF233182                      | Decal fender LH c blue ABS  | 1       |
|       |              |                                  | JF233183                      | Decal fender RH c blue ABS  | 1       |
| 42    | 36JF0163     | Kit dcl Fr. fender g green ABS   | JF233186                      | Decal fender LH g green ABS | 1       |
|       |              |                                  | JF233187                      | Decal fender RH g green ABS | 1       |
| 43    | 36JF0164     | Kit dcl seat cowl                | JF233192                      | Decal cowl seat LH          | 1       |
|       |              |                                  | JF233193                      | Decal cowl seat RH          | 1       |
| 44    | JF233198     | Decal 3d                         |                               |                             | 1       |
| 45    | JF233199     | Decal 3d cowl seat               |                               |                             | 1       |
| 46    | JF541211     | Label cover                      |                               |                             | 1       |
| 47    | JF541212     | Label bajaj                      |                               |                             | 1       |
| 48    | 36JF0166     | Kit saree guard + grab + fitting | JF231409                      | Grab handle front           | 1       |
|       |              |                                  | JF231220                      | Saree guard RH              | 1       |
|       |              |                                  | LAC00137                      | Bolt M8 x 1.25 x 35         | 2       |
|       |              |                                  | JF231211                      | Plug saree guard            | 3       |
|       |              |                                  | KACA0618                      | Bolt master KAC             | 1       |
|       |              |                                  | KACA0818                      | Bolt master KAC             | 2       |
| 49    | 36JF0196     | Kit block piston K10UG           | JF521009                      | Block cylinder              | 1       |
|       |              |                                  | JF521216                      | Piston assembly             | 1       |
| 50    | 36JF0195     | Kit friction plate K10UG         | JF551421                      | Disc friction - A           | 4       |
|       |              |                                  | JY551420                      | Disc friction - C           | 3       |
| 51    | 36JF0197     | Kit cam chain guide K10UG        | JY511227                      | Guide chain slack side      | 1       |
|       |              |                                  | JY511229                      | Guide chain tight side      | 1       |
| 52    | 36JF0198     | Kit valve repair K10UG           | JF511257                      | Seat spring valve           | 4       |
|       |              |                                  | PD511246                      | Spring valve                | 4       |
|       |              |                                  | PD511208                      | Retainer spring valve       | 4       |
|       |              |                                  | CB101022                      | Cotter valve                | 8       |
|       |              |                                  | CB101009                      | Seal valve stem             | 4       |

# Kit List



| Sr No | Kit Part No. | Kit Description | Consisting of Following Parts |                      |         |
|-------|--------------|-----------------|-------------------------------|----------------------|---------|
|       |              |                 | Part No.                      | Description          | Qty/Kit |
| 53    | DT511032     | Head cylinder   | DT511031                      | Head cylinder        | 1       |
|       |              |                 | JY511065                      | Cam holder assembly  | 1       |
|       |              |                 | JY511058                      | Guide chain top      | 1       |
|       |              |                 | 39099906                      | Pin - hollow dowel   | 2       |
|       |              |                 | KAED0635                      | Bolt flange KAE ST-D | 4       |
|       |              |                 | KAEG0645                      | Bolt flanged small   | 2       |
|       |              |                 | KAEQ0640                      | Bolt flange small    | 2       |





# Part Index



| Part Number | Figure No. | Page No. |
|-------------|------------|----------|
| 01 1009 05  | 10         | 26       |
| 30 1011 95  | 3          | 44       |
| 30 1410 31  | 10         | 70       |
| 30 1510 82  | 13         | 90       |
| 30 1910 38  | 14         | 88       |
| 31 1011 73  | 5          | 56       |
| 36 0010 52  | 6          | 144      |
| 36 0010 55  | 8          | 144      |
| 36 0010 56  | 23         | 146      |
| 36 0010 58  | 2          | 144      |
| 36 0010 60  | 18         | 146      |
| 36 0010 61  | 1          | 144      |
| 36 0010 62  | 9          | 144      |
| 36 3140 04  | 10         | 144      |
| 36 DH19 02  | 4          | 82       |
| 36 DH40 29  | 11         | 144      |
| 36 DH40 52  | 4          | 144      |
| 36 DH40 61  | 3          | 144      |
| 36 DH40 71  | 12         | 144      |
| 36 DH40 72  | 13         | 146      |
| 36 DK00 45  | 5          | 144      |
| 36 DT00 04  | 3          | 124      |
| 36 DT00 34  | 14         | 82       |
| 36 DT00 36  | 9          | 82       |
| 36 DT00 40  | 18         | 88       |
| 36 DT00 83  | 9          | 50       |
| 36 DV00 08  | 2          | 66       |
| 36 JF00 50  | 1          | 4        |
| 36 JF00 51  | 1          | 30       |
| 36 JF00 52  | 1          | 28       |
| 36 JF00 54  | 13         | 20       |
| 36 JF00 54  | 2          | 46       |
| 36 JF00 55  | 13         | 16       |

| Part Number | Figure No. | Page No. |
|-------------|------------|----------|
| 36 JF00 56  | 6          | 90       |
| 36 JF00 57  | 12         | 28       |
| 36 JF00 58  | 8          | 8        |
| 36 JF00 59  | 1          | 18       |
| 36 JF00 60  | 4          | 18       |
| 36 JF00 62  | 12         | 98       |
| 36 JF00 63  | 7          | 98       |
| 36 JF00 64  | 2          | 86       |
| 36 JF00 65  | 3          | 86       |
| 36 JF00 66  | 4          | 86       |
| 36 JF00 67  | 13         | 134      |
| 36 JF00 68  | 14         | 134      |
| 36 JF00 69  | 13         | 134      |
| 36 JF00 70  | 14         | 134      |
| 36 JF00 71  | 13         | 134      |
| 36 JF00 74  | 13         | 134      |
| 36 JF00 75  | 13         | 134      |
| 36 JF00 76  | 13         | 134      |
| 36 JF00 78  | 5          | 86       |
| 36 JF00 79  | 3          | 88       |
| 36 JF00 80  | 12         | 82       |
| 36 JF00 81  | 16         | 82       |
| 36 JF00 82  | 17         | 82       |
| 36 JF00 83  | 9          | 84       |
| 36 JF00 84  | 10         | 84       |
| 36 JF00 85  | 17         | 88       |
| 36 JF00 85  | 23         | 88       |
| 36 JF00 86  | 20         | 88       |
| 36 JF00 87  | 6          | 88       |
| 36 JF00 88  | 9          | 84       |
| 36 JF00 89  | 40         | 10       |
| 36 JF00 90  | 42         | 10       |
| 36 JF00 91  | 44         | 10       |

# Part Index



| Part Number | Figure No. | Page No. |
|-------------|------------|----------|
| 36 JF00 92  | 46         | 10       |
| 36 JF00 93  | 48         | 10       |
| 36 JF00 94  | 50         | 12       |
| 36 JF00 95  | 52         | 12       |
| 36 JF00 96  | 54         | 12       |
| 36 JF00 97  | 56         | 12       |
| 36 JF00 98  | 58         | 12       |
| 36 JF00 99  | 59         | 12       |
| 36 JF01 00  | 60         | 12       |
| 36 JF01 01  | 61         | 12       |
| 36 JF01 02  | 62         | 12       |
| 36 JF01 03  | 63         | 12       |
| 36 JF01 04  | 64         | 12       |
| 36 JF01 05  | 65         | 12       |
| 36 JF01 56  | 16         | 138      |
| 36 JF01 57  | 16         | 138      |
| 36 JF01 58  | 16         | 138      |
| 36 JF01 60  | 17         | 138      |
| 36 JF01 61  | 17         | 138      |
| 36 JF01 62  | 17         | 138      |
| 36 JF01 64  | 18         | 138      |
| 36 JF01 65  | 1          | 42       |
| 36 JF01 66  | 17         | 130      |
| 36 JF01 79  | 2          | 86       |
| 36 JF01 80  | 3          | 86       |
| 36 JF01 81  | 4          | 86       |
| 36 JF01 82  | 5          | 86       |
| 36 JF01 84  | 20         | 88       |
| 36 JF01 85  | 16         | 82       |
| 36 JF01 86  | 6          | 88       |
| 36 JF01 95  | 7          | 46       |
| 36 JF01 96  | 1          | 18       |
| 36 JF01 97  | 13         | 16       |

| Part Number | Figure No. | Page No. |
|-------------|------------|----------|
| 36 JF01 98  | 8          | 8        |
| 36 JG00 87  | 10         | 144      |
| 36 JL00 39  | 3          | 34       |
| 36 JL01 81  | 6          | 144      |
| 36 JU00 15  | 21         | 126      |
| 36 JU00 19  | 31         | 100      |
| 36 JY00 29  | 13         | 8        |
| 36 JY00 30  | 14         | 8        |
| 36 JY00 31  | 15         | 8        |
| 36 JY00 32  | 16         | 8        |
| 36 JY00 33  | 17         | 8        |
| 36 JY00 34  | 18         | 8        |
| 36 JY00 35  | 19         | 8        |
| 36 JY00 36  | 20         | 8        |
| 36 JY00 37  | 22         | 8        |
| 36 JY00 38  | 24         | 10       |
| 36 JY00 39  | 26         | 10       |
| 36 JY00 40  | 28         | 10       |
| 36 JY00 41  | 30         | 10       |
| 36 JY00 42  | 32         | 10       |
| 36 JY00 43  | 34         | 10       |
| 36 JY00 44  | 36         | 10       |
| 36 JY00 45  | 38         | 10       |
| 36 JY00 46  | 39         | 10       |
| 36 JY00 47  | 41         | 10       |
| 36 JY00 48  | 43         | 10       |
| 36 JY00 49  | 45         | 10       |
| 36 JY00 50  | 47         | 10       |
| 36 JY00 51  | 49         | 12       |
| 36 JY00 52  | 51         | 12       |
| 36 JY00 53  | 53         | 12       |
| 36 JY00 54  | 55         | 12       |
| 36 JY00 55  | 57         | 12       |

# Part Index



| Part Number | Figure No. | Page No. | Part Number | Figure No. | Page No. |
|-------------|------------|----------|-------------|------------|----------|
| 36 JY00 56  | 21         | 8        | 39 1283 21  | 18         | 4        |
| 36 JY00 57  | 23         | 8        | 39 1309 11  | 16         | 86       |
| 36 JY00 58  | 25         | 10       | 39 1501 11  | 11         | 118      |
| 36 JY00 59  | 27         | 10       | 39 1537 21  | 7          | 42       |
| 36 JY00 60  | 29         | 10       | 39 1568 06  | 17         | 4        |
| 36 JY00 61  | 31         | 10       | 39 1665 11  | 9          | 34       |
| 36 JY00 62  | 33         | 10       | 39 1839 11  | 4          | 110      |
| 36 JY00 63  | 35         | 10       | 39 1864 20  | 6          | 28       |
| 36 JY00 64  | 37         | 10       | 39 1907 01  | 9          | 110      |
| 36 JY01 02  | 24         | 22       | 39 1913 04  | 2          | 60       |
| 36 JY01 03  | 7          | 46       | 39 1990 20  | 2          | 42       |
| 36 PD00 38  | 15         | 82       | 39 1998 19  | 3          | 92       |
| 37 0043 52  | 16         | 146      | 39 2005 11  | 20         | 28       |
| 37 0043 53  | 17         | 146      | 39 2016 19  | 12         | 42       |
| 37 2240 18  | 19         | 146      | 39 2038 04  | 15         | 90       |
| 37 2540 39  | 24         | 146      | 39 2141 24  | 6          | 112      |
| 39 0198 11  | 15         | 52       | 39 2181 06  | 2          | 18       |
| 39 0198 11  | 18         | 52       | 39 2181 06  | 25         | 32       |
| 39 0198 11  | 15         | 88       | 39 2185 20  | 3          | 28       |
| 39 0219 11  | 15         | 50       | 39 2440 11  | 10         | 8        |
| 39 0254 11  | 9A         | 86       | 39 2562 20  | 4          | 28       |
| 39 0255 11  | 20         | 118      | 39 2562 20  | 22         | 32       |
| 39 0326 15  | 13         | 74       | 39 2601 20  | 5          | 28       |
| 39 0422 15  | 6          | 76       | 39 2606 07  | 5          | 20       |
| 39 0722 11  | 2          | 112      | 39 2606 07  | 4          | 24       |
| 39 0808 08  | 16         | 88       | 39 2606 07  | 7          | 34       |
| 39 0849 14  | 16         | 58       | 39 2608 01  | 16         | 4        |
| 39 0999 06  | 3          | 36       | 39 2669 21  | 15         | 16       |
| 39 0999 06  | 10         | 44       | 39 2723 15  | 10         | 64       |
| 39 1021 21  | 5          | 14       | 52 DT06 41  | 1          | 44       |
| 39 1041 19  | 3          | 42       | 52 JF00 62  | 12         | 26       |
| 39 1043 19  | 6          | 30       | 52 JF02 94  | 12         | 134      |
| 39 1053 15  | 13         | 68       | 52 JF02 95  | 10         | 134      |

# Part Index



| Part Number | Figure No. | Page No. | Part Number | Figure No. | Page No. |
|-------------|------------|----------|-------------|------------|----------|
| 52 JF02 96  | 11         | 134      | 52 JF13 48  | 9          | 140      |
| 52 JF02 97  | 8          | 132      | 52 JF13 49  | 10         | 142      |
| 52 JF02 99  | 12         | 134      | 52 JF13 51  | 6          | 140      |
| 52 JF03 00  | 10         | 134      | 52 JF13 52  | 7          | 140      |
| 52 JF03 01  | 11         | 134      | 52 JF13 53  | 8          | 140      |
| 52 JF03 02  | 9          | 132      | 52 JF13 54  | 9          | 140      |
| 52 JF03 04  | 12         | 134      | 52 JF13 55  | 10         | 142      |
| 52 JF03 05  | 10         | 134      | 52 JY06 67  | 8          | 58       |
| 52 JF03 06  | 11         | 134      | 56 DT02 33  | 1          | 64       |
| 52 JF03 20  | 12         | 134      | 56 DT03 33  | 2          | 64       |
| 52 JF03 28  | 6          | 58       | 56 DT09 Y9  | 1          | 66       |
| 52 JF03 48  | 6          | 26       | 56 DT28 Y9  | 1          | 68       |
| 52 JF06 26  | 12         | 134      | 56 DT3S Y9  | 2          | 70       |
| 52 JF06 27  | 12         | 134      | 56 DT3T Y9  | 12         | 70       |
| 52 JF06 28  | 10         | 134      | 56 DT3X Y9  | 1          | 70       |
| 52 JF06 29  | 11         | 134      | 56 DT3Y Y9  | 11         | 70       |
| 52 JF07 27  | 10         | 138      | 56 DT4J Y9  | 7          | 70       |
| 52 JF07 28  | 11         | 138      | 56 DT4K Y9  | 13         | 72       |
| 52 JF07 31  | 10         | 138      | 56 DT5U 36  | 1          | 130      |
| 52 JF07 32  | 10         | 138      | 56 DT5V 36  | 2          | 130      |
| 52 JF07 33  | 11         | 138      | 56 DT6R 37  | 4          | 78       |
| 52 JF07 46  | 8          | 136      | 56 DT6T 37  | 3          | 78       |
| 52 JF07 47  | 9          | 138      | 56 JF12 4X  | 20         | 142      |
| 52 JF07 58  | 8          | 136      | 56 JF13 4X  | 19         | 142      |
| 52 JF07 59  | 9          | 138      | 56 JF14 1U  | 4          | 132      |
| 52 JF07 74  | 11         | 138      | 56 JF14 1V  | 4          | 132      |
| 52 JF07 83  | 8          | 136      | 56 JF14 4X  | 1          | 140      |
| 52 JF07 84  | 9          | 138      | 56 JF14 8T  | 4          | 132      |
| 52 JF12 79  | 8          | 140      | 56 JF14 8T  | 1          | 136      |
| 52 JF12 80  | 9          | 140      | 56 JF14 8X  | 1          | 136      |
| 52 JF13 45  | 6          | 140      | 56 JF14 8Y  | 1          | 136      |
| 52 JF13 46  | 7          | 140      | 56 JF14 W3  | 4          | 132      |
| 52 JF13 47  | 8          | 140      | 56 JF15 1U  | 5          | 132      |

# Part Index



| Part Number | Figure No. | Page No. | Part Number | Figure No. | Page No. |
|-------------|------------|----------|-------------|------------|----------|
| 56 JF15 1V  | 5          | 132      | 56 JF22 W3  | 2          | 132      |
| 56 JF15 4X  | 2          | 140      | 56 JF24 4X  | 22         | 40       |
| 56 JF15 8T  | 5          | 132      | 56 JF24 6B  | 22         | 40       |
| 56 JF15 8T  | 2          | 136      | 56 JF24 6B  | 17         | 134      |
| 56 JF15 8X  | 2          | 136      | 56 JF25 4X  | 23         | 40       |
| 56 JF15 8Y  | 2          | 136      | 56 JF25 6B  | 23         | 40       |
| 56 JF15 W3  | 5          | 132      | 56 JF25 6B  | 18         | 134      |
| 56 JF18 1Y  | 7          | 70       | 56 JF2B 4X  | 8          | 132      |
| 56 JF19 1Y  | 13         | 72       | 56 JF2C 4X  | 9          | 132      |
| 56 JF1X 36  | 16         | 28       | 56 JF33 33  | 18A        | 96       |
| 56 JF20 1U  | 6          | 132      | 56 JF38 8T  | 7          | 136      |
| 56 JF20 1V  | 6          | 132      | 56 JF38 8X  | 7          | 136      |
| 56 JF20 8T  | 6          | 132      | 56 JF38 8Y  | 7          | 136      |
| 56 JF20 8T  | 3          | 136      | 56 JF39 8T  | 6          | 136      |
| 56 JF20 8X  | 3          | 136      | 56 JF39 8X  | 6          | 136      |
| 56 JF20 8Y  | 3          | 136      | 56 JF39 8Y  | 6          | 136      |
| 56 JF20 W3  | 6          | 132      | 56 JF3S 1Y  | 2          | 70       |
| 56 JF21 1U  | 7          | 132      | 56 JF3T 1Y  | 12         | 70       |
| 56 JF21 1V  | 7          | 132      | 56 JF3X 1Y  | 1          | 70       |
| 56 JF21 8T  | 7          | 132      | 56 JF3X Y9  | 1          | 70       |
| 56 JF21 8T  | 4          | 136      | 56 JF3Y 1Y  | 11         | 70       |
| 56 JF21 8X  | 4          | 136      | 56 JF3Y Y9  | 11         | 70       |
| 56 JF21 8Y  | 4          | 136      | 56 JF5A W4  | 12         | 94       |
| 56 JF21 W3  | 7          | 132      | 56 JF5B W4  | 14         | 94       |
| 56 JF22 1U  | 2          | 132      | 56 JF6R 33  | 4          | 78       |
| 56 JF22 1V  | 2          | 132      | 56 JF6T 33  | 3A         | 78       |
| 56 JF22 6D  | 5          | 140      | 56 JF7E 4X  | 18         | 142      |
| 56 JF22 8T  | 2          | 132      | 56 JF8C 6D  | 3          | 140      |
| 56 JF22 8T  | 5          | 136      | 56 JF8C 8T  | 3          | 140      |
| 56 JF22 8T  | 5          | 140      | 56 JF8C 9A  | 3          | 140      |
| 56 JF22 8X  | 5          | 136      | 56 JF8D 6D  | 4          | 140      |
| 56 JF22 8Y  | 5          | 136      | 56 JF8D 8T  | 4          | 140      |
| 56 JF22 9A  | 5          | 140      | 56 JF8D 9A  | 4          | 140      |

# Part Index



| Part Number | Figure No. | Page No. | Part Number | Figure No. | Page No. |
|-------------|------------|----------|-------------|------------|----------|
| 56 JF8L 6D  | 17         | 142      | DE 1910 10  | 12         | 86       |
| 56 JF8L 8T  | 17         | 142      | DE 1910 28  | 7          | 82       |
| 56 JF8L 9A  | 17         | 142      | DE 1910 29  | 6          | 82       |
| 59 0400 48  | 13         | 84       | DF 1611 02  | 5          | 76       |
| 59 2100 23  | 13A        | 30       | DG 1012 75  | 10         | 20       |
| 62 3050 84  | 22         | 146      | DG 1012 75  | 19         | 46       |
| 75 6802 36  | 20         | 146      | DG 1410 28  | 13         | 106      |
| 76 0109 36  | 14         | 146      | DG 1510 05  | 4          | 80       |
| 76 0109 37  | 15         | 146      | DG 1710 16  | 4          | 68       |
| 83 0201 73  | 7          | 144      | DG 1710 18  | 5          | 68       |
| 83 0203 25  | 3          | 144      | DG 1710 19  | 6          | 68       |
| 83 0203 34  | 1          | 144      | DG 1810 03  | 5          | 66       |
| 83 0204 11  | 1          | 144      | DG 1810 04  | 6          | 66       |
| 83 0204 73  | 5          | 144      | DH 1012 95  | 9          | 8        |
| AA 1014 37  | 9          | 28       | DH 1013 85  | 7A         | 86       |
| AA 1014 37  | 16         | 30       | DH 1110 13  | 9          | 60       |
| AA 1014 37  | 14         | 42       | DH 1110 16  | 11         | 60       |
| AH 4014 08  | 3A         | 76       | DH 1510 40  | 15         | 90       |
| AN 1013 48  | 15         | 60       | DH 1611 46  | 13         | 76       |
| AN 1110 15  | 8          | 60       | DH 1611 55  | 13         | 54       |
| BF 1850 19  | 24         | 52       | DH 1611 55  | 17         | 72       |
| CB 1010 09  | 1          | 8        | DH 1611 57  | 14         | 54       |
| CB 1010 22  | 7          | 8        | DH 1611 57  | 18         | 72       |
| CS 1011 28  | 9          | 16       | DH 1810 22  | 6          | 94       |
| DD 1110 11  | 12         | 60       | DH 1910 67  | 5          | 94       |
| DD 1110 12  | 6          | 60       | DH 1910 68  | 10         | 94       |
| DD 1610 71  | 15         | 54       | DJ 1510 74  | 6          | 84       |
| DE 1510 46  | 2          | 84       | DJ 1510 75  | 7          | 84       |
| DE 1510 46  | 10         | 88       | DJ 1610 69  | 4          | 74       |
| DE 1510 47  | 3          | 84       | DJ 1610 91  | 8          | 74       |
| DE 1510 47  | 9          | 88       | DJ 1612 29  | 4          | 112      |
| DE 1910 10  | 10         | 82       | DJ 1612 90  | 17         | 66       |
| DE 1910 10  | 8          | 88       | DJ 1810 65  | 33         | 40       |

# Part Index



| Part Number | Figure No. | Page No. |
|-------------|------------|----------|
| DJ 1910 29  | 2          | 82       |
| DJ 1910 30  | 3          | 82       |
| DJ 1910 31  | 5          | 82       |
| DJ 2011 09  | 9A         | 82       |
| DJ 2011 73  | 16         | 122      |
| DK 1012 25  | 10         | 4        |
| DK 1012 84  | 3          | 58       |
| DK 1013 40  | 11         | 4        |
| DK 1110 28  | 4          | 60       |
| DK 1510 26  | 2          | 78       |
| DK 1510 45  | 19         | 88       |
| DK 1510 63  | 7          | 88       |
| DK 1510 69  | 11         | 82       |
| DK 1510 69  | 4          | 88       |
| DK 1510 69  | 13         | 86       |
| DK 1510 74  | 18         | 88       |
| DK 1510 81  | 19         | 90       |
| DK 1510 82  | 18         | 90       |
| DK 1510 85  | 13         | 88       |
| DK 1710 06  | 4          | 68       |
| DK 1810 07  | 5          | 98       |
| DK 1810 25  | 21         | 100      |
| DK 1810 50  | 3          | 66       |
| DK 1810 51  | 4          | 66       |
| DK 1810 75  | 27         | 100      |
| DK 1810 76  | 15         | 66       |
| DK 2011 64  | 8A         | 80       |
| DK 2011 64  | 25         | 90       |
| DK 2110 07  | 6          | 62       |
| DP 1011 91  | 13         | 28       |
| DP 1610 94  | 13         | 92       |
| DP 1611 45  | 17         | 122      |
| DP 2210 11  | 3          | 128      |

| Part Number | Figure No. | Page No. |
|-------------|------------|----------|
| DS 1011 54  | 12         | 34       |
| DS 1012 15  | 11         | 42       |
| DS 1410 12  | 10         | 112      |
| DS 1611 25  | 3          | 74       |
| DS 1611 66  | 16         | 66       |
| DS 1612 87  | 7          | 62       |
| DS 2110 04  | 18         | 66       |
| DT 1111 34  | 1          | 66       |
| DT 1130 14  | 9          | 70       |
| DT 1130 15  | 14         | 72       |
| DT 1132 05  | 2          | 76       |
| DT 1138 25  | 14         | 124      |
| DT 1138 27  | 11         | 64       |
| DT 1138 48  | 14         | 68       |
| DT 1138 49  | 15         | 108      |
| DT 1138 50  | 6          | 86       |
| DT 1138 51  | 14         | 124      |
| DT 1138 55  | 14         | 60       |
| DT 1138 56  | 14         | 50       |
| DT 1210 01  | 2          | 98       |
| DT 1210 02  | 3          | 98       |
| DT 1210 13  | 9          | 98       |
| DT 1210 15  | 8          | 98       |
| DT 1210 16  | 6          | 98       |
| DT 1210 20  | 14         | 98       |
| DT 1210 21  | 15         | 98       |
| DT 1220 17  | 1          | 68       |
| DT 1310 17  | 10         | 80       |
| DT 1312 10  | 8          | 90       |
| DT 1312 13  | 7          | 90       |
| DT 1312 14  | 24         | 90       |
| DT 1318 67  | 8          | 80       |
| DT 1318 75  | 10         | 86       |

# Part Index



| Part Number | Figure No. | Page No. |
|-------------|------------|----------|
| DT 1318 78  | 14         | 86       |
| DT 1710 61  | 12         | 106      |
| DT 1710 78  | 16         | 106      |
| DT 1710 87  | 9          | 106      |
| DT 1710 89  | 8          | 106      |
| DT 1718 14  | 10         | 106      |
| DT 1718 34  | 2          | 108      |
| DT 1718 39  | 6          | 106      |
| DT 1810 07  | 8          | 112      |
| DT 1810 22  | 27         | 126      |
| DT 1810 30  | 22         | 118      |
| DT 1813 06  | 7          | 118      |
| DT 1813 07  | 13         | 52       |
| DT 1813 08  | 5          | 116      |
| DT 1813 16  | 30         | 126      |
| DT 1813 17  | 31         | 126      |
| DT 1813 23  | 18         | 64       |
| DT 1814 33  | 12         | 74       |
| DT 2314 07  | 1          | 130      |
| DT 2314 10  | 2          | 130      |
| DT 2326 01  | 21         | 96       |
| DT 2326 05  | 12         | 62       |
| DT 3512 02  | 3          | 60       |
| DT 3512 04  | 1          | 60       |
| DT 3518 00  | 14         | 30       |
| DT 4010 02  | 1          | 120      |
| DT 4010 03  | 2          | 120      |
| DT 4010 20  | 19         | 118      |
| DT 4010 21  | 1          | 122      |
| DT 4022 26  | 12A        | 124      |
| DT 4024 04  | 11         | 80       |
| DT 4024 09  | 1A         | 114      |
| DT 4024 10  | 5A         | 110      |

| Part Number | Figure No. | Page No. |
|-------------|------------|----------|
| DT 5110 27  | 2          | 6        |
| DT 5110 32  | 9          | 6        |
| DT 5112 70  | 3          | 8        |
| DT 5312 00  | 1          | 34       |
| DT 5412 02  | 7          | 44       |
| DT 5412 03  | 1          | 44       |
| DT 5412 04  | 1          | 42       |
| DT 5612 05  | 14         | 26       |
| DT 5810 28  | 4          | 50       |
| DT 5810 62  | 9          | 50       |
| DT 5810 72  | 6          | 50       |
| DT 5810 74  | 13         | 50       |
| DT 5810 79  | 1          | 50       |
| DT 5814 01  | 12         | 4        |
| DT 5913 05  | 21         | 54       |
| DT 6012 18  | 9          | 38       |
| DT 6012 19  | 13         | 38       |
| DV 1610 50  | 27         | 72       |
| FD 2110 06  | 3          | 62       |
| JA 5410 21  | 13         | 30       |
| JB 4010 12  | 19         | 110      |
| JC 1010 85  | 2          | 16       |
| JC 1010 86  | 3          | 16       |
| JC 1910 09  | 4          | 92       |
| JD 1318 11  | 9          | 80       |
| JD 1610 06  | 13         | 76       |
| JD 1710 59  | 28         | 106      |
| JD 1812 30  | 23         | 118      |
| JD 1910 06  | 9          | 62       |
| JD 3512 07  | 7          | 60       |
| JD 4022 17  | 34         | 126      |
| JF 1111 75  | 5          | 64       |
| JF 1111 79  | 8          | 66       |

# Part Index



| Part Number | Figure No. | Page No. | Part Number | Figure No. | Page No. |
|-------------|------------|----------|-------------|------------|----------|
| JF 1111 92  | 1          | 66       | JF 1138 61  | 28         | 126      |
| JF 1130 03  | 1          | 70       | JF 1210 18  | 1          | 102      |
| JF 1130 12  | 4          | 70       | JF 1210 19  | 30         | 100      |
| JF 1130 14  | 19         | 72       | JF 1210 20  | 16         | 102      |
| JF 1130 15  | 11         | 70       | JF 1210 22  | 2          | 102      |
| JF 1130 36  | 19         | 72       | JF 1210 23  | 3          | 102      |
| JF 1130 37  | 11A        | 92       | JF 1210 29  | 1          | 98       |
| JF 1132 04  | 1          | 76       | JF 1210 29  | 25         | 100      |
| JF 1132 05  | 16         | 76       | JF 1210 30  | 18         | 96       |
| JF 1132 08  | 15         | 76       | JF 1210 33  | 16         | 98       |
| JF 1132 09  | 2A         | 76       | JF 1210 34  | 23         | 100      |
| JF 1132 10  | 14         | 76       | JF 1210 35  | 24         | 100      |
| JF 1132 12  | 1A         | 76       | JF 1210 36  | 11         | 98       |
| JF 1134 14  | 1          | 64       | JF 1210 37  | 13         | 98       |
| JF 1134 15  | 2          | 64       | JF 1210 38  | 10         | 98       |
| JF 1134 22  | 14         | 66       | JF 1210 47  | 16         | 98       |
| JF 1134 23  | 15         | 68       | JF 1210 49  | 1          | 80       |
| JF 1134 24  | 12         | 64       | JF 1210 50  | 1          | 98       |
| JF 1138 16  | 28         | 126      | JF 1210 51  | 1          | 98       |
| JF 1138 17  | 15         | 62       | JF 1210 54  | 2          | 98       |
| JF 1138 18  | 9          | 112      | JF 1210 55  | 3          | 98       |
| JF 1138 21  | 11         | 66       | JF 1220 13  | 2          | 68       |
| JF 1138 21  | 20         | 108      | JF 1220 14  | 4          | 90       |
| JF 1138 28  | 10         | 66       | JF 1220 15  | 8          | 68       |
| JF 1138 41  | 4          | 64       | JF 1220 16  | 10         | 68       |
| JF 1138 42  | 16         | 124      | JF 1220 28  | 19         | 68       |
| JF 1138 48  | 37         | 40       | JF 1220 48  | 11         | 68       |
| JF 1138 49  | 38         | 40       | JF 1220 49  | 7          | 68       |
| JF 1138 50  | 28         | 126      | JF 1220 69  | 2          | 68       |
| JF 1138 51  | 23         | 104      | JF 1220 90  | 16         | 68       |
| JF 1138 52  | 6A         | 86       | JF 1310 12  | 3          | 78       |
| JF 1138 53  | 17         | 108      | JF 1310 24  | 2          | 80       |
| JF 1138 55  | 12A        | 76       | JF 1312 17  | 4          | 78       |

# Part Index



| Part Number | Figure No. | Page No. | Part Number | Figure No. | Page No. |
|-------------|------------|----------|-------------|------------|----------|
| JF 1312 17  | 1          | 90       | JF 1610 13  | 2          | 94       |
| JF 1312 30  | 2          | 90       | JF 1610 14  | 25         | 96       |
| JF 1318 14  | 2          | 88       | JF 1612 04  | 2          | 116      |
| JF 1318 16  | 1          | 82       | JF 1612 05  | 1          | 116      |
| JF 1318 17  | 7          | 80       | JF 1612 07  | 3          | 116      |
| JF 1318 40  | 1          | 86       | JF 1612 08  | 4          | 116      |
| JF 1318 46  | 7          | 80       | JF 1710 19  | 3          | 132      |
| JF 1318 51  | 11         | 92       | JF 1710 22  | 8          | 110      |
| JF 1318 53  | 29         | 100      | JF 1710 22  | 1          | 132      |
| JF 1318 54  | 15         | 86       | JF 1710 23  | 18         | 106      |
| JF 1318 57  | 1          | 84       | JF 1710 24  | 19         | 106      |
| JF 1318 58  | 1          | 88       | JF 1710 25  | 20         | 106      |
| JF 1318 59  | 1          | 84       | JF 1710 26  | 21         | 106      |
| JF 1318 61  | 14         | 90       | JF 1710 28  | 10         | 110      |
| JF 1318 63  | 11         | 84       | JF 1710 29  | 13         | 110      |
| JF 1318 64  | 11         | 84       | JF 1710 33  | 1          | 106      |
| JF 1318 76  | 7A         | 80       | JF 1710 35  | 1          | 110      |
| JF 1318 82  | 1A         | 86       | JF 1710 36  | 2          | 110      |
| JF 1318 89  | 1          | 82       | JF 1710 37  | 16         | 110      |
| JF 1510 41  | 1          | 94       | JF 1710 43  | 6          | 110      |
| JF 1510 42  | 12         | 94       | JF 1710 47  | 14         | 110      |
| JF 1510 43  | 17         | 96       | JF 1710 48  | 12         | 110      |
| JF 1510 44  | 16         | 96       | JF 1710 53  | 12         | 106      |
| JF 1510 45  | 14         | 94       | JF 1710 54  | 21         | 110      |
| JF 1510 47  | 12         | 54       | JF 1710 55  | 15         | 106      |
| JF 1510 47  | 15         | 94       | JF 1710 56  | 24         | 106      |
| JF 1510 48  | 28         | 100      | JF 1710 57  | 17         | 110      |
| JF 1510 54  | 16         | 96       | JF 1710 58  | 18         | 110      |
| JF 1510 55  | 17         | 96       | JF 1710 64  | 29         | 126      |
| JF 1610 04  | 5          | 92       | JF 1710 65  | 14         | 110      |
| JF 1610 06  | 1          | 92       | JF 1710 66  | 12         | 110      |
| JF 1610 07  | 8          | 92       | JF 1710 67  | 11         | 106      |
| JF 1610 08  | 2          | 94       | JF 1710 68  | 16         | 106      |

# Part Index



| Part Number | Figure No. | Page No. | Part Number | Figure No. | Page No. |
|-------------|------------|----------|-------------|------------|----------|
| JF 1710 69  | 17         | 106      | JF 1813 07  | 12         | 122      |
| JF 1710 72  | 1          | 106      | JF 1813 08  | 23         | 126      |
| JF 1710 83  | 29         | 106      | JF 1813 09  | 11         | 52       |
| JF 1710 87  | 6A         | 110      | JF 1813 14  | 10         | 52       |
| JF 1710 93  | 25         | 142      | JF 1813 16  | 6          | 116      |
| JF 1710 94  | 17A        | 110      | JF 1813 17  | 8          | 112      |
| JF 1716 03  | 14         | 108      | JF 1813 20  | 25         | 106      |
| JF 1716 04  | 11         | 108      | JF 1813 23  | 20         | 52       |
| JF 1716 05  | 6          | 108      | JF 1813 24  | 21         | 52       |
| JF 1716 06  | 8          | 108      | JF 1813 29  | 25         | 52       |
| JF 1716 07  | 12         | 108      | JF 1813 46  | 15         | 64       |
| JF 1716 13  | 16         | 108      | JF 1813 48  | 14         | 64       |
| JF 1716 23  | 11A        | 108      | JF 1813 48  | 14         | 64       |
| JF 1716 24  | 2A         | 108      | JF 1813 61  | 24         | 118      |
| JF 1716 25  | 6          | 108      | JF 1813 62  | 25         | 118      |
| JF 1718 02  | 4          | 106      | JF 1814 20  | 2          | 122      |
| JF 1812 57  | 19         | 38       | JF 1814 21  | 4          | 122      |
| JF 1812 62  | 27         | 40       | JF 1814 22  | 7          | 122      |
| JF 1812 65  | 5          | 114      | JF 1814 23  | 5          | 74       |
| JF 1812 66  | 13         | 118      | JF 1814 24  | 10         | 122      |
| JF 1812 67  | 10         | 118      | JF 1814 29  | 7          | 74       |
| JF 1812 68  | 9          | 118      | JF 1814 32  | 14         | 74       |
| JF 1812 69  | 6          | 114      | JF 1814 33  | 6          | 74       |
| JF 1812 70  | 9          | 114      | JF 1814 34  | 5          | 74       |
| JF 1812 71  | 4          | 118      | JF 1814 34  | 5          | 74       |
| JF 1812 73  | 22         | 126      | JF 1814 71  | 9          | 102      |
| JF 1812 75  | 17         | 118      | JF 1814 72  | 11         | 102      |
| JF 1812 76  | 18         | 118      | JF 1814 73  | 16         | 74       |
| JF 1812 77  | 21         | 118      | JF 1910 09  | 1          | 62       |
| JF 1812 82  | 6          | 58       | JF 1910 12  | 8          | 62       |
| JF 1812 83  | 19         | 100      | JF 1910 16  | 3          | 62       |
| JF 1812 84  | 18         | 98       | JF 1910 17  | 6          | 62       |
| JF 1812 85  | 17         | 98       | JF 1910 18  | 4          | 62       |
|             |            |          | JF 2310 10  | 1          | 128      |
|             |            |          | JF 2312 08  | 4          | 130      |

# Part Index



| Part Number | Figure No. | Page No. | Part Number | Figure No. | Page No. |
|-------------|------------|----------|-------------|------------|----------|
| JF 2312 09  | 11         | 130      | JF 2332 37  | 21         | 142      |
| JF 2312 10  | 12         | 130      | JF 2332 38  | 22         | 142      |
| JF 2312 11  | 8          | 130      | JF 3510 11  | 2          | 58       |
| JF 2312 16  | 11         | 130      | JF 3510 13  | 1          | 58       |
| JF 2312 17  | 12         | 130      | JF 3510 14  | 18         | 58       |
| JF 2314 13  | 17         | 62       | JF 3510 16  | 2          | 58       |
| JF 2314 14  | 18         | 62       | JF 3512 06  | 13         | 60       |
| JF 2314 15  | 21         | 130      | JF 3512 08  | 3          | 60       |
| JF 2316 08  | 9A         | 130      | JF 3512 10  | 1          | 60       |
| JF 2316 09  | 10A        | 130      | JF 3512 12  | 10         | 60       |
| JF 2326 11  | 23         | 96       | JF 3514 04  | 7          | 58       |
| JF 2326 11  | 22         | 106      | JF 3514 05  | 7          | 58       |
| JF 2326 11  | 2          | 106      | JF 3516 00  | 1          | 56       |
| JF 2326 16  | 23         | 96       | JF 4010 22  | 1          | 122      |
| JF 2328 06  | 4          | 118      | JF 4014 05  | 11         | 76       |
| JF 2328 07  | 12         | 122      | JF 4014 10  | 4          | 94       |
| JF 2330 36  | 9          | 44       | JF 4014 11  | 8          | 94       |
| JF 2330 99  | 15         | 134      | JF 4014 13  | 4          | 94       |
| JF 2331 18  | 16         | 134      | JF 4014 14  | 8          | 94       |
| JF 2331 98  | 12         | 138      | JF 4014 15  | 11         | 76       |
| JF 2331 98  | 11         | 142      | JF 4016 01  | 8          | 124      |
| JF 2331 99  | 13         | 138      | JF 4020 04  | 4          | 58       |
| JF 2331 99  | 12         | 142      | JF 4022 11  | 6          | 124      |
| JF 2332 15  | 21         | 142      | JF 4022 12  | 5          | 124      |
| JF 2332 16  | 22         | 142      | JF 4022 34  | 10         | 58       |
| JF 2332 18  | 2          | 44       | JF 4022 35  | 1          | 124      |
| JF 2332 19  | 9          | 42       | JF 4022 45  | 1          | 124      |
| JF 2332 22  | 21         | 142      | JF 4022 48  | 1          | 124      |
| JF 2332 23  | 22         | 142      | JF 4024 06  | 1          | 114      |
| JF 2332 30  | 23         | 142      | JF 4024 07  | 5          | 110      |
| JF 2332 31  | 24         | 142      | JF 4024 09  | 1          | 114      |
| JF 2332 34  | 15         | 142      | JF 4024 10  | 5          | 110      |
| JF 2332 35  | 16         | 142      | JF 4024 13  | 8A         | 80       |



# Part Index



| Part Number | Figure No. | Page No. | Part Number | Figure No. | Page No. |
|-------------|------------|----------|-------------|------------|----------|
| JF 4024 15  | 20         | 110      | JF 5514 19  | 10         | 46       |
| JF 5010 11  | 2          | 28       | JF 5515 00  | 10         | 46       |
| JF 5010 15  | 2          | 28       | JF 5610 00  | 5          | 24       |
| JF 5110 41  | 1          | 2        | JF 5610 01  | 8          | 24       |
| JF 5110 42  | 6          | 8        | JF 5614 06  | 6A         | 26       |
| JF 5110 46  | 2          | 2        | JF 5614 08  | 13         | 26       |
| JF 5110 49  | 7          | 4        | JF 5614 10  | 11         | 26       |
| JF 5110 52  | 14         | 4        | JF 5810 22  | 3          | 50       |
| JF 5112 04  | 2          | 8        | JF 5810 26  | 7          | 50       |
| JF 5112 08  | 3          | 8        | JF 5810 29  | 1          | 50       |
| JF 5112 22  | 1          | 16       | JF 5810 30  | 6          | 50       |
| JF 5112 23  | 12         | 16       | JF 5910 33  | 7          | 52       |
| JF 5112 33  | 4          | 8        | JF 5910 65  | 4          | 52       |
| JF 5112 34  | 5          | 8        | JF 5910 99  | 2          | 54       |
| JF 5112 35  | 7          | 16       | JF 5911 16  | 1          | 52       |
| JF 5112 40  | 6          | 16       | JF 5911 20  | 5          | 52       |
| JF 5112 49  | 10         | 16       | JF 5911 34  | 3          | 52       |
| JF 5112 54  | 9          | 14       | JF 5911 35  | 2          | 52       |
| JF 5112 55  | 6          | 14       | JF 5911 82  | 6          | 54       |
| JF 5213 00  | 5          | 18       | JF 5912 13  | 1          | 54       |
| JF 5310 17  | 8          | 20       | JF 5912 22  | 3          | 54       |
| JF 5310 20  | 12         | 20       | JF 6012 01  | 40         | 40       |
| JF 5310 21  | 1          | 20       | JF 6012 02  | 12         | 38       |
| JF 5312 13  | 15         | 34       | JF 6012 03  | 7          | 38       |
| JF 5410 16  | 30         | 32       | JF 6012 05  | 1          | 38       |
| JF 5410 17  | 23         | 32       | JF 6112 01  | 3          | 48       |
| JF 5412 04  | 16         | 42       | JF 6112 01  | 7          | 106      |
| JF 5412 08  | 6          | 42       | JF 6112 03  | 1          | 48       |
| JF 5412 10  | 5          | 42       | JG 1138 32  | 14         | 102      |
| JF 5412 11  | 14         | 138      | JG 1210 12  | 6          | 102      |
| JF 5412 11  | 13         | 142      | JG 1210 28  | 12         | 102      |
| JF 5412 12  | 15         | 138      | JG 1210 57  | 18         | 102      |
| JF 5412 12  | 14         | 142      | JG 1310 01  | 6          | 80       |

# Part Index



| Part Number | Figure No. | Page No. | Part Number | Figure No. | Page No. |
|-------------|------------|----------|-------------|------------|----------|
| JG 1310 03  | 2A         | 80       | JG 3514 00  | 8          | 4        |
| JG 1310 07  | 16         | 80       | JG 3518 05  | 6          | 48       |
| JG 1310 20  | 15         | 80       | JG 4010 06  | 8          | 122      |
| JG 1310 38  | 1          | 78       | JG 4010 36  | 13         | 122      |
| JG 1312 20  | 17         | 90       | JG 4020 02  | 4          | 124      |
| JG 1312 28  | 22         | 90       | JG 4022 28  | 13A        | 124      |
| JG 1312 45  | 5          | 78       | JG 4022 29  | 12B        | 124      |
| JG 1318 02  | 9A         | 80       | JG 4022 30  | 12C        | 124      |
| JG 1318 04  | 1A         | 84       | JG 4022 34  | 13B        | 124      |
| JG 1318 10  | 5A         | 84       | JG 5110 16  | 4          | 14       |
| JG 1318 11  | 2A         | 84       | JG 5110 20  | 9          | 4        |
| JG 1318 13  | 14         | 84       | JG 5110 21  | 5          | 2        |
| JG 1318 21  | 5          | 88       | JG 5110 21  | 8          | 6        |
| JG 1510 22  | 9          | 94       | JG 5110 22  | 7          | 6        |
| JG 1610 08  | 3          | 94       | JG 5110 46  | 2          | 4        |
| JG 1610 10  | 8          | 82       | JG 511010   | 6          | 52       |
| JG 1710 29  | 26         | 40       | JG 5112 69  | 8          | 16       |
| JG 1710 29  | 22         | 108      | JG 5112 70  | 16         | 16       |
| JG 1710 30  | 13         | 106      | JG 5310 40  | 4          | 20       |
| JG 1710 86  | 7          | 108      | JG 5312 15  | 4          | 34       |
| JG 1710 86  | 7          | 108      | JG 5412 30  | 8          | 42       |
| JG 1716 01  | 3          | 108      | JG 5412 32  | 4          | 44       |
| JG 1812 39  | 22         | 88       | JG 5610 08  | 6          | 24       |
| JG 1812 58  | 13         | 114      | JG 5610 09  | 21         | 28       |
| JG 1812 59  | 32         | 40       | JG 5610 10  | 3          | 24       |
| JG 1812 59  | 15         | 110      | JG 5612 04  | 23         | 28       |
| JG 1812 65  | 15         | 50       | JG 5612 05  | 22         | 28       |
| JG 1910 08  | 2          | 62       | JG 5612 15  | 9          | 24       |
| JG 1910 11  | 20         | 62       | JG 5612 15  | 2          | 26       |
| JG 2310 01  | 1          | 128      | JG 5612 16  | 5          | 26       |
| JG 2310 02  | 2          | 128      | JG 5612 17  | 3          | 26       |
| JG 2326 03  | 16         | 62       | JG 5612 18  | 4          | 26       |
| JG 3510 19  | 18         | 58       | JG 5612 22  | 1          | 24       |

# Part Index



| Part Number | Figure No. | Page No. | Part Number | Figure No. | Page No. |
|-------------|------------|----------|-------------|------------|----------|
| JG 5612 26  | 19         | 28       | JL 1130 36  | 8          | 70       |
| JG 5710 14  | 14         | 28       | JL 1132 09  | 4          | 76       |
| JG 5710 16  | 15         | 28       | JL 1138 09  | 7          | 66       |
| JG 5810 56  | 8          | 50       | JL 1138 18  | 12         | 76       |
| JG 5814 19  | 8          | 48       | JL 1138 25  | 26         | 126      |
| JG 5814 23  | 7          | 48       | JL 1220 26  | 12         | 68       |
| JG 5814 24  | 4          | 48       | JL 1310 00  | 3          | 80       |
| JG 5814 37  | 9          | 48       | JL 1312 11  | 5          | 90       |
| JG 5910 70  | 3A         | 52       | JL 1312 16  | 11         | 90       |
| JG 5910 70  | 8          | 54       | JL 1312 20  | 6          | 88       |
| JG 5911 00  | 22         | 54       | JL 1318 05  | 5          | 84       |
| JG 6010 05  | 5          | 34       | JL 1318 07  | 4          | 84       |
| JG 6010 07  | 10         | 28       | JL 1318 31  | 6          | 84       |
| JG 6010 12  | 6          | 34       | JL 1318 32  | 5          | 84       |
| JG 6010 14  | 18         | 38       | JL 1318 34  | 1          | 88       |
| JG 6010 16  | 10         | 38       | JL 1318 78  | 21         | 72       |
| JG 6012 09  | 6          | 38       | JL 1510 23  | 13         | 62       |
| JG 6012 10  | 8          | 38       | JL 1510 35  | 6          | 94       |
| JG 6012 11  | 21         | 38       | JL 1710 19  | 11         | 106      |
| JG 6012 13  | 25         | 40       | JL 1710 20  | 17         | 106      |
| JG 6012 30  | 21A        | 38       | JL 1710 38  | 27         | 106      |
| JG 6012 35  | 4          | 38       | JL 1711 01  | 9          | 108      |
| JG 6012 37  | 14         | 38       | JL 1711 02  | 21         | 108      |
| JG 6112 06  | 5          | 48       | JL 1810 27  | 9          | 66       |
| JH 1812 55  | 6          | 112      | JL 1812 56  | 16         | 38       |
| JH 5812 02  | 2          | 50       | JL 1812 60  | 19         | 64       |
| JK 1910 05  | 5          | 62       | JL 1910 17  | 4          | 62       |
| JK 4018 01  | 32         | 126      | JL 1910 17  | 10         | 62       |
| JL 1130 00  | 2          | 70       | JL 2310 03  | 3          | 128      |
| JL 1130 07  | 12         | 70       | JL 2312 09  | 7          | 130      |
| JL 1130 14  | 7          | 70       | JL 2316 00  | 9          | 130      |
| JL 1130 16  | 13         | 72       | JL 2316 01  | 10         | 130      |
| JL 1130 35  | 25         | 72       | JL 2326 04  | 14         | 62       |

# Part Index



| Part Number | Figure No. | Page No. | Part Number | Figure No. | Page No. |
|-------------|------------|----------|-------------|------------|----------|
| JL 3512 18  | 5          | 60       | JV 5412 07  | 4          | 44       |
| JL 4014 06  | 6          | 92       | JW 1710 15  | 17         | 38       |
| JL 4022 19  | 19         | 4        | JY 1138 42  | 10         | 108      |
| JL 4030 00  | 2          | 124      | JY 1138 64  | 8          | 58       |
| JL 4032 00  | 7          | 124      | JY 1138 72  | 23         | 58       |
| JL 5412 22  | 9          | 42       | JY 1138 73  | 24         | 58       |
| JL 5412 23  | 2          | 44       | JY 1138 74  | 21         | 58       |
| JL 5412 27  | 10         | 42       | JY 1138 77  | 20         | 58       |
| JL 5614 09  | 9          | 26       | JY 1210 11  | 19         | 96       |
| JL 5614 10  | 8          | 26       | JY 1210 11  | 17         | 102      |
| JL 5710 01  | 16         | 28       | JY 1510 11  | 20         | 100      |
| JL 6010 05  | 8          | 34       | JY 1710 07  | 22         | 58       |
| JL 6010 10  | 11         | 28       | JY 1710 69  | 4          | 108      |
| JL 6012 13  | 24         | 40       | JY 1710 70  | 9          | 108      |
| JL 6012 15  | 28         | 40       | JY 1710 77  | 1          | 108      |
| JL 6012 16  | 15         | 38       | JY 1710 90  | 5          | 108      |
| JL 6012 35  | 20         | 38       | JY 1718 25  | 13         | 108      |
| JM 1910 14  | 7          | 92       | JY 1812 55  | 19         | 52       |
| JN 1810 33  | 15         | 30       | JY 1812 84  | 30         | 40       |
| JN 3516 04  | 11         | 124      | JY 3512 00  | 10         | 60       |
| JP 4022 18  | 19A        | 4        | JY 3512 03  | 16         | 60       |
| JP 5112 15  | 7          | 14       | JY 3518 00  | 14         | 30       |
| JP 5810 18  | 11         | 50       | JY 4010 24  | 6          | 120      |
| JP 5910 12  | 7          | 54       | JY 4010 25  | 7          | 120      |
| JP 5910 42  | 9          | 54       | JY 4014 04  | 24         | 96       |
| JU 1210 09  | 10         | 102      | JY 4022 35  | 23         | 106      |
| JU 1312 22  | 9          | 90       | JY 4036 04  | 15         | 124      |
| JU 1318 02  | 16         | 90       | JY 5110 58  | 6          | 6        |
| JU 1318 15  | 7A         | 84       | JY 5110 68  | 10         | 6        |
| JU 1318 16  | 6A         | 84       | JY 5110 74  | 15         | 6        |
| JU 1716 06  | 3A         | 108      | JY 5111 28  | 1          | 6        |
| JU 2328 00  | 1          | 118      | JY 5111 39  | 12         | 6        |
| JU 5112 04  | 2          | 14       | JY 5112 12  | 1          | 14       |

# Part Index



| Part Number | Figure No. | Page No. | Part Number | Figure No. | Page No. |
|-------------|------------|----------|-------------|------------|----------|
| JY 5112 20  | 12         | 16       | JY 5512 14  | 4          | 22       |
| JY 5112 21  | 2          | 8        | JY 5512 15  | 9          | 22       |
| JY 5112 26  | 3          | 14       | JY 5512 17  | 22         | 22       |
| JY 5210 06  | 3          | 18       | JY 5512 18  | 18         | 22       |
| JY 5310 08  | 9          | 20       | JY 5512 25  | 3          | 56       |
| JY 5310 26  | 8          | 20       | JY 5512 26  | 4          | 56       |
| JY 5312 20  | 1          | 34       | JY 5512 28  | 8          | 22       |
| JY 5410 09  | 14         | 16       | JY 5512 29  | 5          | 22       |
| JY 5410 31  | 9          | 30       | JY 5512 30  | 2          | 22       |
| JY 5410 40  | 7          | 56       | JY 5512 31  | 7          | 22       |
| JY 5410 47  | 8          | 28       | JY 5512 32  | 21         | 22       |
| JY 5410 58  | 7          | 30       | JY 5512 33  | 11         | 22       |
| JY 5410 80  | 18         | 30       | JY 5512 34  | 16         | 22       |
| JY 5410 81  | 17         | 30       | JY 5512 35  | 14         | 22       |
| JY 5410 82  | 19         | 30       | JY 5512 36  | 19         | 22       |
| JY 5412 08  | 14         | 58       | JY 5512 37  | 13         | 22       |
| JY 5412 20  | 13         | 42       | JY 5514 01  | 1          | 46       |
| JY 5412 22  | 13         | 58       | JY 5514 02  | 19         | 58       |
| JY 5412 25  | 15         | 42       | JY 5514 03  | 3          | 46       |
| JY 5412 76  | 5          | 44       | JY 5514 04  | 14         | 46       |
| JY 5510 05  | 15         | 22       | JY 5514 35  | 4          | 46       |
| JY 5510 06  | 10         | 22       | JY 5514 36  | 8          | 46       |
| JY 5510 08  | 12         | 22       | JY 5514 37  | 9          | 46       |
| JY 5510 10  | 3          | 22       | JY 5514 38  | 13         | 46       |
| JY 5510 18  | 23         | 22       | JY 5514 39  | 15         | 46       |
| JY 5510 19  | 18         | 46       | JY 5514 40  | 15         | 46       |
| JY 5510 21  | 6          | 22       | JY 5514 41  | 6          | 46       |
| JY 5510 22  | 1          | 22       | JY 5514 42  | 5          | 46       |
| JY 5510 27  | 17         | 22       | JY 5514 43  | 16         | 46       |
| JY 5510 29  | 25         | 22       | JY 5610 02  | 11         | 24       |
| JY 5510 30  | 26         | 22       | JY 5610 04  | 7          | 24       |
| JY 5512 05  | 20         | 22       | JY 5610 08  | 10         | 24       |
| JY 5512 12  | 6          | 20       | JY 5612 05  | 1          | 26       |

# Part Index



| Part Number | Figure No. | Page No. | Part Number | Figure No. | Page No. |
|-------------|------------|----------|-------------|------------|----------|
| JY 5710 08  | 3          | 30       | KA CF06 12  | 16         | 50       |
| JY 5710 09  | 5          | 30       | KA CF06 12  | 17         | 52       |
| JY 5710 12  | 6          | 36       | KA CF06 12  | 17         | 124      |
| JY 5710 15  | 1          | 36       | KA CF06 16  | 17         | 52       |
| JY 5710 23  | 7          | 36       | KA CF10 30  | 4          | 98       |
| JY 5710 24  | 5          | 36       | KA CH06 10  | 5          | 54       |
| JY 5710 29  | 28         | 32       | KA CH06 14  | 4          | 54       |
| JY 5710 30  | 11         | 30       | KA CH06 22  | 5          | 130      |
| JY 5810 16  | 7          | 50       | KA CJ06 55  | 7          | 94       |
| JY 5810 28  | 10         | 50       | KA CM10 35  | 22         | 100      |
| JY 5810 28  | 12         | 50       | KA DA05 10  | 3          | 110      |
| JY 5814 04  | 20         | 4        | KA DA06 10  | 18         | 122      |
| JY 5814 05  | 21         | 4        | KA DA06 12  | 19         | 54       |
| JY 5913 03  | 18         | 54       | KA DA08 14  | 10         | 124      |
| JY 6012 15  | 11         | 38       | KA DB05 16  | 10         | 76       |
| JY 6012 41  | 5          | 38       | KA DD06 10  | 30         | 106      |
| JY 6012 48  | 2          | 38       | KA DD06 10  | 7          | 112      |
| JY 6012 49  | 3          | 38       | KA DD06 10  | 18A        | 122      |
| JY 6110 00  | 2          | 48       | KA DD06 12  | 18         | 76       |
| JY 6214 11  | 6          | 56       | KA DD06 12  | 6          | 122      |
| JZ 1318 75  | 9          | 92       | KA DD06 14  | 21         | 88       |
| JZ 1710 55  | 13         | 66       | KA DD06 16  | 20         | 72       |
| JZ 1812 71  | 5          | 112      | KA DD06 20  | 23         | 72       |
| JZ 1813 65  | 2          | 114      | KA DD06 22  | 7          | 26       |
| JZ 2328 05  | 15         | 122      | KA DD08 40  | 20         | 54       |
| JZ 2328 14  | 8          | 118      | KA DF06 08  | 17         | 86       |
| JZ 4036 01  | 3          | 76       | KA DF06 25  | 11         | 62       |
| KA AC08 25  | 9          | 74       | KA DF08 25  | 14         | 106      |
| KA CA06 16  | 18         | 68       | KA DM06 16  | 20         | 72       |
| KA CA06 35  | 14         | 52       | KA DM06 22  | 7          | 26       |
| KA CA08 18  | 6          | 130      | KA DQ06 25  | 2          | 56       |
| KA CB06 22  | 5          | 130      | KA DS05 16  | 17         | 76       |
| KA CD05 16  | 3          | 106      | KA DT08 14  | 13         | 64       |

# Part Index



| Part Number | Figure No. | Page No. |
|-------------|------------|----------|
| KA DW08 20  | 14         | 106      |
| KA DW10 50  | 11         | 54       |
| KA DW10 B0  | 9          | 64       |
| KA EA06 10  | 12         | 66       |
| KA EA06 10  | 19         | 108      |
| KA ED06 08  | 8          | 86       |
| KA ED06 12  | 7          | 86       |
| KA ED06 20  | 2          | 60       |
| KA ED06 22  | 24         | 126      |
| KA ED06 25  | 25         | 126      |
| KA ED06 30  | 5          | 58       |
| KA ED06 35  | 3          | 6        |
| KA Ed08 20  | 3          | 64       |
| KA EG06 45  | 5          | 6        |
| KA EQ06 40  | 4          | 6        |
| KA EW06 16  | 17         | 28       |
| KA EW06 20  | 11         | 16       |
| KA EW06 22  | 11         | 34       |
| KA EW06 25  | 11         | 86       |
| KA EW06 35  | 26         | 32       |
| KA EW06 35  | 17         | 42       |
| KA EW06 35  | 6          | 44       |
| KA EW06 35  | 14A        | 52       |
| KA EW06 50  | 8          | 44       |
| KA EW06 55  | 14B        | 52       |
| KA EW08 35  | 3          | 64       |
| KB BA05 12  | 22         | 72       |
| KB BP05 30  | 5          | 118      |
| KB RD42 13  | 23         | 110      |
| KB UA05 14  | 3A         | 122      |
| KB UA06 14  | 14         | 118      |
| KB UA06 30  | 5          | 50       |
| KB UB05 08  | 8          | 114      |

| Part Number | Figure No. | Page No. |
|-------------|------------|----------|
| KB UF05 08  | 8          | 114      |
| KB UF05 10  | 12         | 84       |
| KB UH05 14  | 22         | 110      |
| KC AA05 04  | 4          | 114      |
| KC AD06 05  | 24         | 72       |
| KC AD10 08  | 5          | 120      |
| KC AM08 06  | 9          | 68       |
| KC BA06 04  | 19         | 76       |
| KC GA06 06  | 18         | 108      |
| KC GA06 06  | 9          | 58       |
| KC GC06 06  | 20         | 124      |
| KC GD06 06  | 9          | 58       |
| KC HA06 08  | 20         | 124      |
| KD AA05 10  | 6          | 118      |
| KD AA08 16  | 5          | 70       |
| KD AA08 16  | 19         | 130      |
| KD AA10 18  | 3          | 120      |
| KD AE05 10  | 2          | 74       |
| KD BA05 12  | 7          | 114      |
| KD BA06 13  | 20         | 118      |
| KD DB10 18  | 6          | 64       |
| KD FB10 18  | 4          | 120      |
| KE AB10 10  | 9          | 36       |
| KE BA37 15  | 8          | 30       |
| KE BB42 17  | 4          | 16       |
| KH AA20 15  | 10         | 92       |
| KH AA25 20  | 6          | 70       |
| KH DA03 06  | 5          | 16       |
| KJ AC18 24  | 15         | 4        |
| KP AC62 05  | 21         | 90       |
| KP BC62 02  | 5          | 80       |
| KP BC62 02  | 10         | 90       |
| KP BC63 02  | 12         | 90       |

# Part Index



| Part Number | Figure No. | Page No. |
|-------------|------------|----------|
| KP BF63 04  | 7          | 28       |
| KP BF63 04  | 2          | 34       |
| LA A000 50  | 23         | 130      |
| LA A000 51  | 8          | 64       |
| LA C000 08  | 12         | 52       |
| LA C000 08  | 18         | 124      |
| LA C000 10  | 13         | 102      |
| LA C000 24  | 2          | 24       |
| LA C000 32  | 13         | 6        |
| LA C000 54  | 7          | 116      |
| LA C000 71  | 15         | 74       |
| LA C000 78  | 15         | 72       |
| LA C000 79  | 16         | 72       |
| LA C000 86  | 14         | 34       |
| LA C000 91  | 13         | 94       |
| LA C000 99  | 9          | 52       |
| LA C000 99  | 16         | 54       |
| LA C001 04  | 9          | 26       |
| LA C001 05  | 3          | 68       |
| LA C001 06  | 3          | 4        |
| LA C001 07  | 4          | 4        |
| LA C001 08  | 11         | 74       |
| LA C001 09  | 15         | 130      |
| LA C001 10  | 14         | 130      |
| LA C001 11  | 11         | 94       |
| LA C001 15  | 17         | 68       |
| LA C001 19  | 3          | 130      |
| LA C001 22  | 17         | 58       |
| LA C001 25  | 7          | 94       |
| LA C001 33  | 16         | 110      |
| LA C001 41  | 20         | 130      |
| LA C001 44  | 8          | 14       |
| LA C001 48  | 13         | 94       |

| Part Number | Figure No. | Page No. |
|-------------|------------|----------|
| LA C001 49  | 14         | 130      |
| LA D000 06  | 9          | 64       |
| LA D000 37  | 13         | 82       |
| LA D000 63  | 15         | 30       |
| LA D000 77  | 22         | 96       |
| LA D000 79  | 8A         | 84       |
| LA D000 85  | 20         | 72       |
| LA D000 85  | 12         | 92       |
| LA D001 02  | 10         | 114      |
| LA D001 08  | 12         | 68       |
| LA D001 13  | 7          | 62       |
| LA D001 24  | 12         | 58       |
| LA D001 41  | 3          | 2        |
| LA D001 42  | 4          | 2        |
| LA D001 54  | 5          | 106      |
| LA D001 63  | 12         | 8        |
| LA D001 66  | 17         | 46       |
| LA D001 84  | 8          | 76       |
| LA D001 91  | 17         | 64       |
| LA D001 93  | 20         | 100      |
| LA D001 95  | 19         | 122      |
| LA D001 96  | 6          | 122      |
| LA D001 97  | 10         | 124      |
| LA D001 98  | 8          | 84       |
| LA D002 00  | 9          | 76       |
| LA D002 02  | 7          | 112      |
| LA D002 13  | 26         | 96       |
| LA D002 31  | 5A         | 76       |
| LA D002 44  | 22         | 96       |
| LA E000 01  | 18         | 28       |
| LA E000 02  | 27         | 32       |
| LA E000 10  | 31         | 32       |
| LA E000 16  | 15         | 58       |

# Part Index



| Part Number | Figure No. | Page No. | Part Number | Figure No. | Page No. |
|-------------|------------|----------|-------------|------------|----------|
| LA E000 17  | 27         | 22       | LB U000 68  | 23         | 52       |
| LA E000 18  | 4          | 36       | LB U000 69  | 1          | 112      |
| LA E000 21  | 9          | 86       | LC A000 05  | 5          | 120      |
| LA E000 42  | 8          | 56       | LC A000 14  | 8          | 64       |
| LA E000 48  | 10         | 34       | LC G000 02  | 11         | 20       |
| LA E000 49  | 36         | 40       | LC G000 09  | 11         | 46       |
| LA E000 54  | 16         | 64       | LC G000 24  | 22         | 52       |
| LA E000 54  | 26         | 106      | LC G000 24  | 10         | 54       |
| LA E000 55  | 31         | 40       | LC G000 28  | 14         | 122      |
| LA E000 55  | 12         | 80       | LC G000 29  | 35         | 40       |
| LA E000 56  | 11         | 34       | LC G000 30  | 11         | 122      |
| LA E000 57  | 8          | 116      | LC H000 01  | 20         | 96       |
| LA E000 59  | 3          | 64       | LC H000 04  | 16         | 130      |
| LA J000 13  | 5          | 64       | LC H000 05  | 28         | 96       |
| LA J000 20  | 5A         | 64       | LC J000 05  | 14         | 80       |
| LB B000 07  | 10         | 30       | LC J000 05  | 20         | 90       |
| LB B000 07  | 24         | 32       | LC L000 04  | 23         | 90       |
| LB B000 12  | 24         | 32       | LC L000 07  | 16         | 130      |
| LB B000 15  | 1          | 74       | LD A000 12  | 7          | 64       |
| LB B000 16  | 27         | 96       | LD A000 12  | 3          | 120      |
| LB C000 03  | 13         | 4        | LD A000 13  | 26         | 72       |
| LB R000 03  | 9          | 122      | LD A000 14  | 5          | 4        |
| LB R000 10  | 7          | 110      | LD A000 15  | 6          | 4        |
| LB U000 53  | 29         | 40       | LD A000 17  | 8          | 36       |
| LB U000 55  | 16         | 52       | LD B0 0036  | 8          | 102      |
| LB U000 55  | 16         | 118      | LD B000 07  | 3          | 114      |
| LB U000 55  | 22         | 130      | LD B000 15  | 19         | 62       |
| LB U000 65  | 11         | 110      | LD B000 19  | 18         | 52       |
| LB U000 65  | 3          | 112      | LD B000 20  | 4          | 42       |
| LB U000 65  | 2          | 118      | LD B000 23  | 5          | 122      |
| LB U000 65  | 12         | 118      | LD B000 33  | 3          | 20       |
| LB U000 65  | 3          | 122      | LD B000 41  | 11         | 58       |
| LB U000 66  | 5          | 118      | LD B000 51  | 13         | 34       |

# Part Index



| Part Number | Figure No. | Page No. | Part Number | Figure No. | Page No. |
|-------------|------------|----------|-------------|------------|----------|
| LD B000 56  | 2          | 92       | LP B000 03  | 20         | 30       |
| LD B000 57  | 13         | 80       | NA          | 20         | 146      |
| LD B000 57  | 3          | 90       | NA          | 21         | 146      |
| LD B000 68  | 8          | 52       | PA 4016 00  | 8          | 124      |
| LD B000 68  | 17         | 54       | PA 4022 04  | 33         | 126      |
| LD B000 72  | 2          | 112      | PD 1510 06  | 26         | 100      |
| LD B000 72  | 15         | 118      | PF 1812 11  | 14         | 114      |
| LD B000 72  | 5          | 122      | YJ F040 01  | 11         | 114      |
| LD B000 72  | 19         | 124      | YJ F040 02  | 12         | 114      |
| LD B000 73  | 9          | 124      | YJ F040 03  | 5          | 52       |
| LD B000 74  | 4          | 110      | YJ F190 01  | 12         | 114      |
| LD B000 74  | 3          | 118      | YJ F190 02  | 11         | 114      |
| LD B000 75  | 34         | 40       | YJ F190 03  | 4          | 102      |
| LD B000 76  | 13         | 130      | YJ F190 04  | 5          | 102      |
| LD B000 84  | 24         | 130      | YJ F190 05  | 21         | 104      |
| LD C000 01  | 6          | 64       | YJ F190 06  | 20         | 102      |
| LD F000 01  | 16         | 58       | YJ F190 07  | 15         | 102      |
| LD F000 01  | 6          | 124      | YJ F190 08  | 19         | 102      |
| LD F000 02  | 4          | 120      | YJ F190 09  | 22         | 104      |
| LD H000 02  | 2          | 20       | YJ F190 11  | 7          | 102      |
| LD H000 16  | 18         | 130      | YJ L040 05  | 6          | 84       |
| LF B000 01  | 7          | 20       | YJ L040 05  | 11         | 88       |
| LH D000 01  | 2          | 36       | YJ L040 06  | 12         | 88       |
| LH E000 03  | 3          | 70       |             |            |          |
| LJ A000 01  | 11         | 6        |             |            |          |
| LJ A000 02  | 2          | 30       |             |            |          |
| LJ A000 02  | 29         | 32       |             |            |          |
| LJ A000 04  | 12         | 30       |             |            |          |
| LJ A000 05  | 39         | 40       |             |            |          |
| LJ A000 09  | 11         | 8        |             |            |          |
| LJA00006    | 4          | 30       |             |            |          |
| LP A000 04  | 12         | 46       |             |            |          |
| LP B000 02  | 21         | 30       |             |            |          |